



# RESULTS BOOK



**World Senior Curling Championship 2025**

**Women**

**Fredericton, NB, CAN**

**26 April - 3 May 2025**





**WSSC 2025**  
Fredericton, NB, Canada

SAT 3 MAY 2025

**World Senior Curling Championships 2025**  
Willie O'Ree Place  
**Women**



## Medallists

Medal	Country	Name	Position - Function
GOLD	SCO - Scotland	LOCKHART Jackie	4 S
		MILNE Mairi	3
		MILNE Claire	2
		LOUDON Katie	1
SILVER	CAN - Canada	FORD JOHNSTON Atina	4 S
		MORRIS Shannon	3
		PICKERING Sheri	2
		MORRIS Cori	1
		McEWAN Lesley	A
BRONZE	IRL - Ireland	SINCLAIR Dale	4 S
		GILLETT Bernie	3
		CLANCY Nina	2
		KERR Louise	1
		SINCLAIR Colin	C

**Note:**

Position and function for each team member:

**4** = Fourth, **3** = Third, **2** = Second, **1** = Lead, **A** = Alternate, **S** = Skip, **C** = Coach



## Final Standings

Rank	Team	Players	Position - Function	Group Rank	DSC
1	SCO - Scotland	LOCKHART Jackie	4 S		
		MILNE Mairi	3 V		
		MILNE Claire	2		
		LOUDON Katie	1		
		-	A		
		-	C		
2	CAN - Canada	FORD JOHNSTON Atina	4 S		
		MORRIS Shannon	3 V		
		PICKERING Sheri	2		
		MORRIS Cori	1		
		McEWAN Lesley	A		
		-	C		
3	IRL - Ireland	SINCLAIR Dale	4 S		
		GILLETT Bernie	3 V		
		CLANCY Nina	2		
		KERR Louise	1		
		-	A		
		SINCLAIR Colin	C		
4	JPN - Japan	YOSHIMURA Miyako	4 S		
		DEN Misako	3 V		
		HORIUCHI Tamami	2		
		TAKIZAWA Hiromi	1		
		UEHARA Makiko	A		
		DEN Naofumi	C		
5	DEN - Denmark	SOENDERGAARD-NIELSEN Camilla	4 S		
		HOLLINGER LARSEN Bodil	3 V		
		SOLBERG Lene	2		
		SUHR Hanne	1		
		-	A		
		TIDMAND Soeren	C		
5	FIN - Finland	LINDSTROEM Janina	4 V		
		JULKUNEN Tiina	3 S		
		LOUHIVUORI Riikka	2		
		POLLANEN Nina	1		
		-	A		
		-	C		
5	SUI - Switzerland	ZUERCHER Marianne	4 S		
		KURT Marlis	3 V		
		DORNER Ruth	2		
		PERRET Gabriela	1		
		LUETHI Karin	A		
		KURT Gerhard	C		



## Final Standings

Rank	Team	Players	Position - Function	Group Rank	DSC
5	USA - United States	SMITH Margie	4 S		
		OLEARY Norma	3 V		
		KINNEY Shelly	2		
		KOSAL Shelly	1		
		-	A		
		-	C		
9	SWE - Sweden	NOREEN Camilla	4 S	A3	125.91 cm
		LYXELL Helene	3		
		PATZ Susanne	2 V		
		BITEN Catrin	1		
		-	A		
		NOREEN Per	C		
10	LAT - Latvia	KAPOSTINA Elena	4 S	B4	119.58 cm
		ZILE Dace	3 V		
		MILLERE Gunta	2		
		RUDZITE Aija	1		
		-	A		
		REGZA Ansis	C		
11	LTU - Lithuania	VAICEKONYTE Asta	4 S	C4	133.40 cm
		JASAITIENE Rasa Veronika	3		
		VALATKIENE Gaiva	2 V		
		SULINSKIENE Jolanta	1		
		-	A		
		JANULEVICIUTE Lina	C		
12	CZE - Czechia	CECHOVA Hana	4 V	A4	148.58 cm
		VOBORNIKOVA Jana	3 S		
		HAVELKOVA Romana	2		
		ZIKMUNDOVA Jana	1		
		SIVEKOVA Vlasta	A		
		-	C		
13	NZL - New Zealand	OLSZEWSKI Joanna	4 S	B5	114.00 cm
		THOMAS Sandra	3 V		
		MATTHEWS Elizabeth	2		
		ANDERSON Merran	1		
		CHARKO Juliet	A		
		MACLEAN Carole	C		
14	HKG - Hong Kong, China	HUNG Ling-Yue	4 S	A5	114.98 cm
		BUGG Grace	3 V		
		YAM May	2		
		McCULLOUGH Arena	1		
		-	A		
		BUGG Ken	C		



## Final Standings

Rank	Team	Players	Position - Function	Group Rank	DSC
15	AUS - Australia	WILLIAMS Helen	4 S	C5	146.13 cm
		IRVINE Kim	3 V		
		KENNEDY Adrienne	2		
		SWAN Carolyn	1		
		-	A		
		WESTMAN Barry	C		
16	ENG - England	KERR Viv	4 S	C6	123.04 cm
		TOPPING Carole	3 V		
		FIELDING Desna	2		
		MOAT Jean	1		
		-	A		
		KERR Chris	C		

**Note:**

Final standings are based on play-off results and group standings. Losers of the qualification are ranked based on merged group standings. The remaining teams are ranked according to their group rank and the Draw Shot Challenge (DSC).

Position and function for each team member:

**4** = Fourth, **3** = Third, **2** = Second, **1** = Lead, **A** = Alternate, **S** = Skip, **V** = Vice-Skip, **C** = Coach



## Competition Summary

Session	Date Time	Sheet F	Sheet G	Sheet H	Sheet J	Sheet K	Sheet L
Session 4	27 APR 8:00	LTU 3 - 13 SUI	SWE 10 - 1 CZE	DEN 9 - 5 ENG	JPN 4 - 6 CAN	AUS 3 - 6 IRL	FIN 10 - 7 LAT
Session 5	27 APR 12:00			USA 9 - 3 NZL		SCO 11 - 2 HKG	
Session 9	28 APR 12:00		FIN 9 - 1 NZL	LAT 1 - 10 SCO	DEN 10 - 2 AUS	CAN 6 - 3 SWE	SUI 5 - 6 IRL
Session 10	28 APR 16:00						USA 9 - 4 CZE
Session 11	28 APR 20:00		JPN 9 - 1 HKG				ENG 4 - 7 <sup>EE</sup> LTU
Session 12	29 APR 8:00					NZL 1 - 12 LAT	
Session 13	29 APR 12:00	HKG 3 - 6 SWE	AUS 7 - 4 LTU		SUI 9 - 2 ENG	FIN 8 - 7 <sup>EE</sup> JPN	
Session 15	29 APR 20:00	IRL 11 - 2 DEN		CAN 17 - 1 CZE			SCO 11 - 7 USA
Session 16	30 APR 8:00						SWE 4 - 6 JPN
Session 17	30 APR 12:00	NZL 1 - 13 CAN			CZE 10 - 7 <sup>EE</sup> HKG		
Session 18	30 APR 16:00	SCO 8 - 1 FIN					
Session 19	30 APR 20:00	ENG 2 - 11 AUS	LAT 2 - 10 USA	IRL 9 - 2 LTU		DEN 5 - 6 <sup>EE</sup> SUI	
Session 21	1 MAY 12:00	CZE 4 - 12 JPN					LTU 8 - 4 DEN
Session 22	1 MAY 16:00	SWE 6 - 4 LAT	ENG 1 - 10 IRL	SUI 9 - 3 AUS	NZL 2 - 16 SCO	USA 4 - 8 FIN	HKG 5 - 8 CAN
Quarter-finals	2 MAY 9:00		SCO 12 - 2 DEN	SUI 3 - 6 JPN	FIN 3 - 8 IRL	USA 5 - 9 CAN	
Semi-finals	2 MAY 19:30			CAN 9 - 4 IRL	SCO 6 - 3 JPN		
Finals	3 MAY 10:00		SCO 10 - 2 CAN			IRL 6 - 4 JPN	

## Standings after Round Robin

Group A					Group B				
Rank	Team	Games	Wins	Losses	Rank	Team	Games	Wins	Losses
1	CAN - Canada	5	5	0 Q	1	SCO - Scotland	5	5	0 Q
2	JPN - Japan	5	3	2 Q	2	FIN - Finland	5	4	1 Q
3	SWE - Sweden	5	3	2 w0	3	USA - United States	5	3	2 Q
4	CZE - Czechia	5	1	4	4	LAT - Latvia	5	1	4
5	HKG - Hong Kong, China	5	0	5	5	NZL - New Zealand	5	0	5

Group C				
Rank	Team	Games	Wins	Losses
1	IRL - Ireland	5	5	0 Q
2	SUI - Switzerland	5	4	1 Q
3	DEN - Denmark	5	2	3 Q
4	LTU - Lithuania	5	2	3 w1
5	AUS - Australia	5	2	3 w1
6	ENG - England	5	0	5

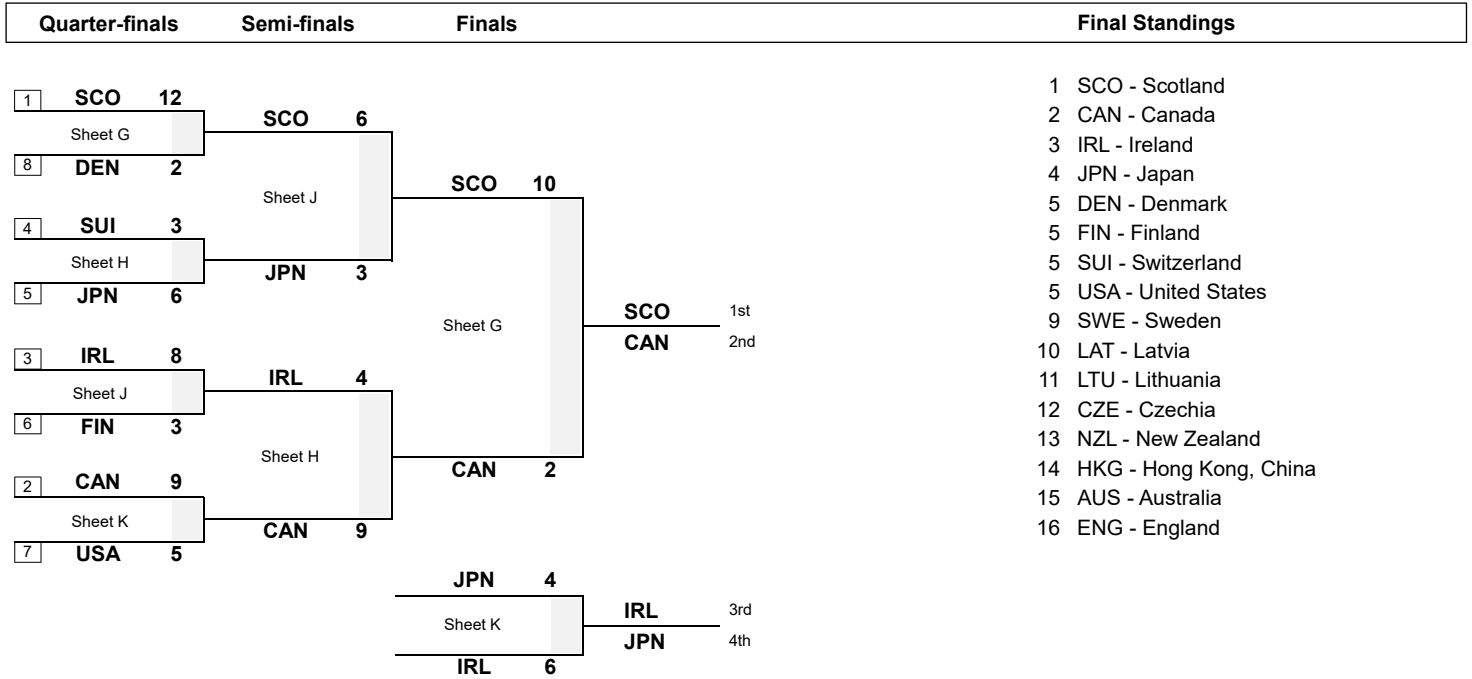
## Merged Group Standings

Rank	Team	Round Robin Results			Rank	Team	Round Robin Results		
		Group	Rank	DSC			Group	Rank	DSC
1	SCO - Scotland	B	1	36.13cm	9	SWE - Sweden	A	3	125.91cm
2	CAN - Canada	A	1	70.90cm	10	LAT - Latvia	B	4	119.58cm
3	IRL - Ireland	C	1	94.36cm	11	LTU - Lithuania	C	4	133.40cm
4	SUI - Switzerland	C	2	94.80cm	12	CZE - Czechia	A	4	148.58cm
5	JPN - Japan	A	2	99.87cm	13	NZL - New Zealand	B	5	114.00cm
6	FIN - Finland	B	2	122.46cm	14	HKG - Hong Kong	A	5	114.98cm
7	USA - United States	B	3	99.52cm	15	AUS - Australia	C	5	146.13cm
8	DEN - Denmark	C	3	108.80cm	16	ENG - England	C	6	123.04cm



## Competition Summary

### Play-offs Bracket



**Legend:**

**DSC** Draw Shot Challenge

**EE** Extra End

**Q** Qualified for the play-offs

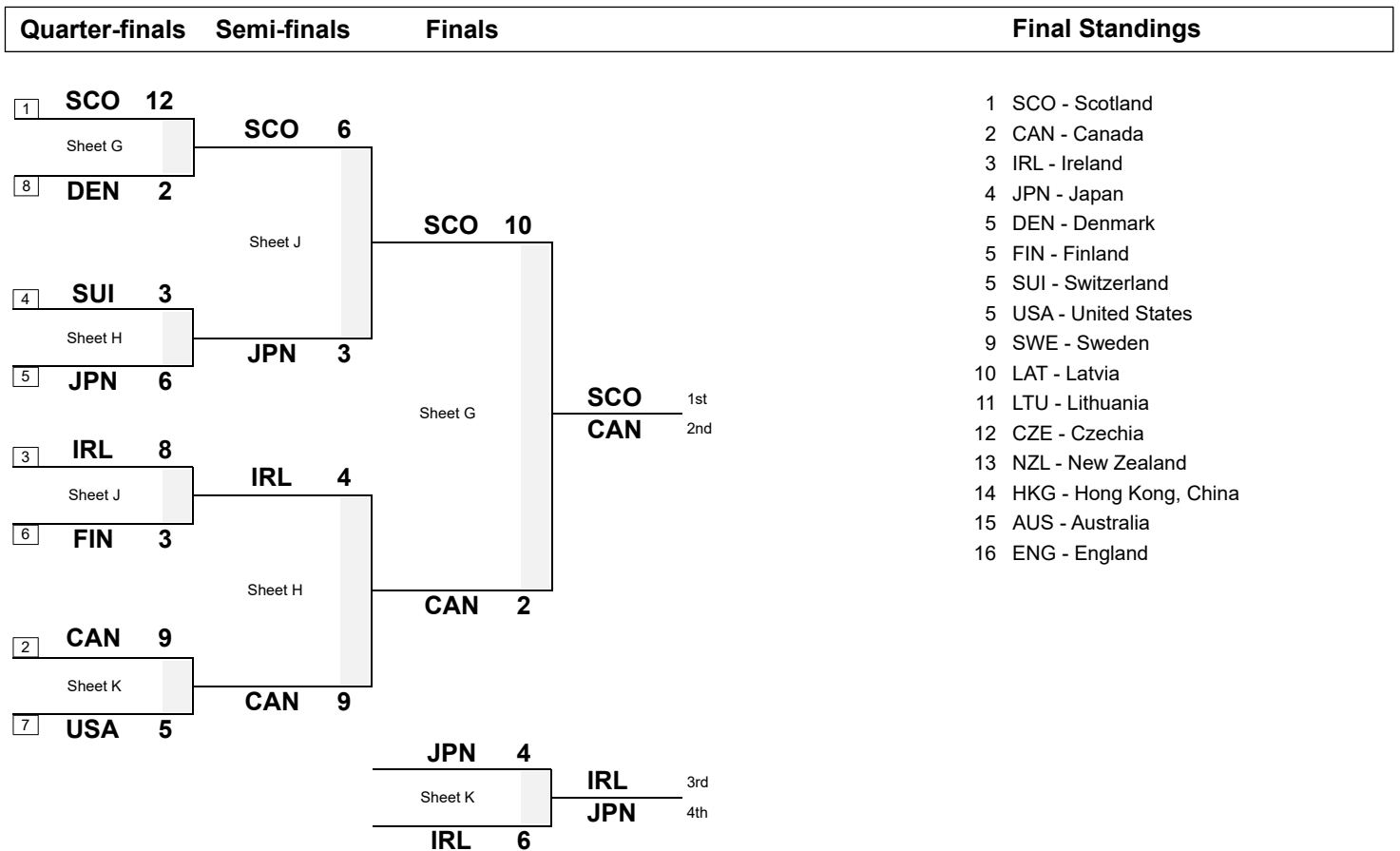
**wn** Number of wins (n) against tied teams



### Session Results and Standings

Sheet	Team	LSD/LSFE	1	2	3	4	5	6	7	8	Extra Ends	Total
G	SCO - Scotland	77.6cm *	1	0	2	3	4	0	X	X		10
	CAN - Canada	95.8cm	0	1	0	0	0	1	X	X		2
K	IRL - Ireland	184.5cm *	1	0	0	1	0	2	2	0		6
	JPN - Japan	318.6cm	0	1	1	0	1	0	0	1		4

### Play-offs Bracket



**Legend:**  
**LSD** Last Stone Draw      **LSFE(\*)** Last Stone First End      **X** Unplayed/unfinished end due to concession





WSSC 2025  
Fredericton, NB, Canada

SAT 3 MAY 2025  
Start Time 10:00

World Senior Curling Championships 2025

Willie O'Ree Place

Women



Gold Medal Game

WORLD  
CURLING

### Game Results

Sheet	Team	LSFE	1	2	3	4	5	6	7	8	Extra Ends	Total
G	SCO - Scotland	*	1	0	2	3	4	0	X	X		10
	CAN - Canada		0	1	0	0	0	1	X	X		2

SCO - Scotland	
4 S	LOCKHART Jackie
3 V	MILNE Mairi
2	MILNE Claire
1	LOUDON Katie
A	-

CAN - Canada	
4 S	FORD JOHNSTON Atina
3 V	MORRIS Shannon
2	PICKERING Sheri
1	MORRIS Cori
A	McEWAN Lesley

Last Stone Draw		Distance
↻	LOCKHART Jackie	63.9cm
↻	LOUDON Katie	13.7cm
<b>Total</b>		<b>77.6cm</b>

Last Stone Draw		Distance
↻	FORD JOHNSTON Atina	48.0cm
↻	MORRIS Shannon	47.8cm
<b>Total</b>		<b>95.8cm</b>

**Note:**  
Position and function for each team member:  
4 = Fourth, 3 = Third, 2 = Second, 1 = Lead, A = Alternate, S = Skip, V = Vice-Skip

**Legend:**  
↻ Clockwise                                      ↻ Counter-clockwise                                      LSFE(\*) Last Stone First End  
X Unplayed/unfinished end due to concession



### Game Results

Sheet	Team	LSFE	1	2	3	4	5	6	7	8	Extra Ends	Total
K	IRL - Ireland	*	1	0	0	1	0	2	2	0		6
	JPN - Japan		0	1	1	0	1	0	0	1		4

IRL - Ireland	
4 S	SINCLAIR Dale
3 V	GILLETT Bernie
2	CLANCY Nina
1	KERR Louise
A	-

JPN - Japan	
4 S	YOSHIMURA Miyako
3 V	DEN Misako
2	HORIUCHI Tamami
1	UEHARA Makiko
A	TAKIZAWA Hiromi

Last Stone Draw		Distance
↻	GILLETT Bernie	143.4cm
↻	SINCLAIR Dale	41.1cm
<b>Total</b>		<b>184.5cm</b>

Last Stone Draw		Distance
↻	UEHARA Makiko	119.0cm
↻	YOSHIMURA Miyako	199.6cm
<b>Total</b>		<b>318.6cm</b>

**Note:**  
Position and function for each team member:  
**4** = Fourth, **3** = Third, **2** = Second, **1** = Lead, **A** = Alternate, **S** = Skip, **V** = Vice-Skip

**Legend:**  
↻ Clockwise      ↻ Counter-clockwise      **LSFE(\*)** Last Stone First End





### Scoring Analysis

Team	Games	LSFE	Stolen Ends	Last Stone Eff.	Force Eff.	Points Scored							Total	Plus / Minus
						0	1	2	3	4	>4			
SCO	For	8	18	75%	85%	0	10	14	7	5	1	84	+64	
	Against	0	1			0	12	1	0	0	1	20		
CAN	For	6	10	50%	60%	2	11	9	4	6	1	70	+37	
	Against	2	5			2	11	6	2	1	0	33		
IRL	For	3	17	38%	75%	1	14	13	4	2	0	60	+31	
	Against	5	5			2	16	3	1	1	0	29		
SUI	For	5	8	38%	54%	0	14	5	4	1	1	45	+20	
	Against	1	4			3	10	6	1	0	0	25		
JPN	For	3	9	35%	64%	2	15	12	1	1	1	51	+13	
	Against	5	5			1	18	7	2	0	0	38		
SWE	For	3	6	33%	83%	2	10	2	5	0	0	29	+9	
	Against	2	4			1	12	4	0	0	0	20		
USA	For	3	9	33%	42%	1	7	7	3	2	1	44	+7	
	Against	3	7			1	8	6	3	2	0	37		
FIN	For	2	12	30%	58%	0	14	5	5	0	0	39	+4	
	Against	4	8			0	10	7	1	2	0	35		
AUS	For	1	6	19%	45%	1	11	2	2	0	1	26	-5	
	Against	4	6			1	9	4	2	2	0	31		
LAT	For	2	4	22%	50%	0	9	2	3	1	0	26	-11	
	Against	3	7			0	9	4	4	2	0	37		
DEN	For	3	7	27%	69%	0	11	5	1	2	0	32	-12	
	Against	3	10			0	12	4	4	3	0	44		
LTU	For	3	3	20%	50%	3	9	4	1	1	0	24	-13	
	Against	2	8			0	11	4	3	1	1	37		
HKG	For	1	1	14%	36%	1	9	3	1	0	0	18	-26	
	Against	4	10			0	8	13	2	1	0	44		
ENG	For	3	3	0%	27%	0	11	0	1	0	0	14	-32	
	Against	2	11			1	8	7	5	1	1	46		
CZE	For	2	2	19%	27%	0	6	4	2	0	0	20	-35	
	Against	3	11			1	5	7	5	4	1	55		
NZL	For	0	1	11%	10%	0	4	2	0	0	0	8	-51	
	Against	5	14			0	6	6	9	1	2	59		
<b>Total</b>	<b>48</b>		<b>116</b>			<b>13</b>	<b>165</b>	<b>89</b>	<b>44</b>	<b>21</b>	<b>6</b>	<b>590</b>		

**Note:**

Stolen ends are the ends won without the last stone advantage.  
 Last Stone Efficiency: Scoring two or more points with last stone advantage.  
 Force Efficiency: Forcing the opponent team to score only one point when they have the last stone advantage.

**Legend:**

**>4** More than four points scored      **Eff.** Efficiency      **LSFE** Last Stone First End



### Summary of Big Ends

Points Scored	By	Against	Session	End	Game Result
6	USA - United States	SCO - Scotland	15	2	7 : 11
5	AUS - Australia	ENG - England	19	2	11 : 2
5	CAN - Canada	NZL - New Zealand	17	2	13 : 1
5	JPN - Japan	CZE - Czechia	21	7	12 : 4
5	SCO - Scotland	NZL - New Zealand	22	5	16 : 2
5	SUI - Switzerland	LTU - Lithuania	4	7	13 : 3
4	CAN - Canada	IRL - Ireland	SF	2	9 : 4
4	CAN - Canada	USA - United States	QF	7	9 : 5
4	CAN - Canada	USA - United States	QF	4	9 : 5
4	CAN - Canada	CZE - Czechia	15	5	17 : 1
4	CAN - Canada	CZE - Czechia	15	2	17 : 1
4	CAN - Canada	CZE - Czechia	15	1	17 : 1
4	SCO - Scotland	CAN - Canada	F	5	10 : 2
4	SCO - Scotland	DEN - Denmark	QF	2	12 : 2
4	SCO - Scotland	NZL - New Zealand	22	3	16 : 2
4	SCO - Scotland	LAT - Latvia	9	1	10 : 1
4	SCO - Scotland	HKG - Hong Kong, China	5	6	11 : 2
4	DEN - Denmark	AUS - Australia	9	5	10 : 2
4	DEN - Denmark	ENG - England	4	8	9 : 5
4	IRL - Ireland	LTU - Lithuania	19	6	9 : 2
4	IRL - Ireland	DEN - Denmark	15	4	11 : 2
4	USA - United States	LAT - Latvia	19	1	10 : 2
4	USA - United States	CZE - Czechia	10	6	9 : 4
4	JPN - Japan	FIN - Finland	13	4	7 : 8
4	LAT - Latvia	FIN - Finland	4	1	7 : 10
4	LTU - Lithuania	DEN - Denmark	21	1	8 : 4
4	SUI - Switzerland	AUS - Australia	22	5	9 : 3

**Note:**  
Big ends are defined as ends with a score of four or more points.

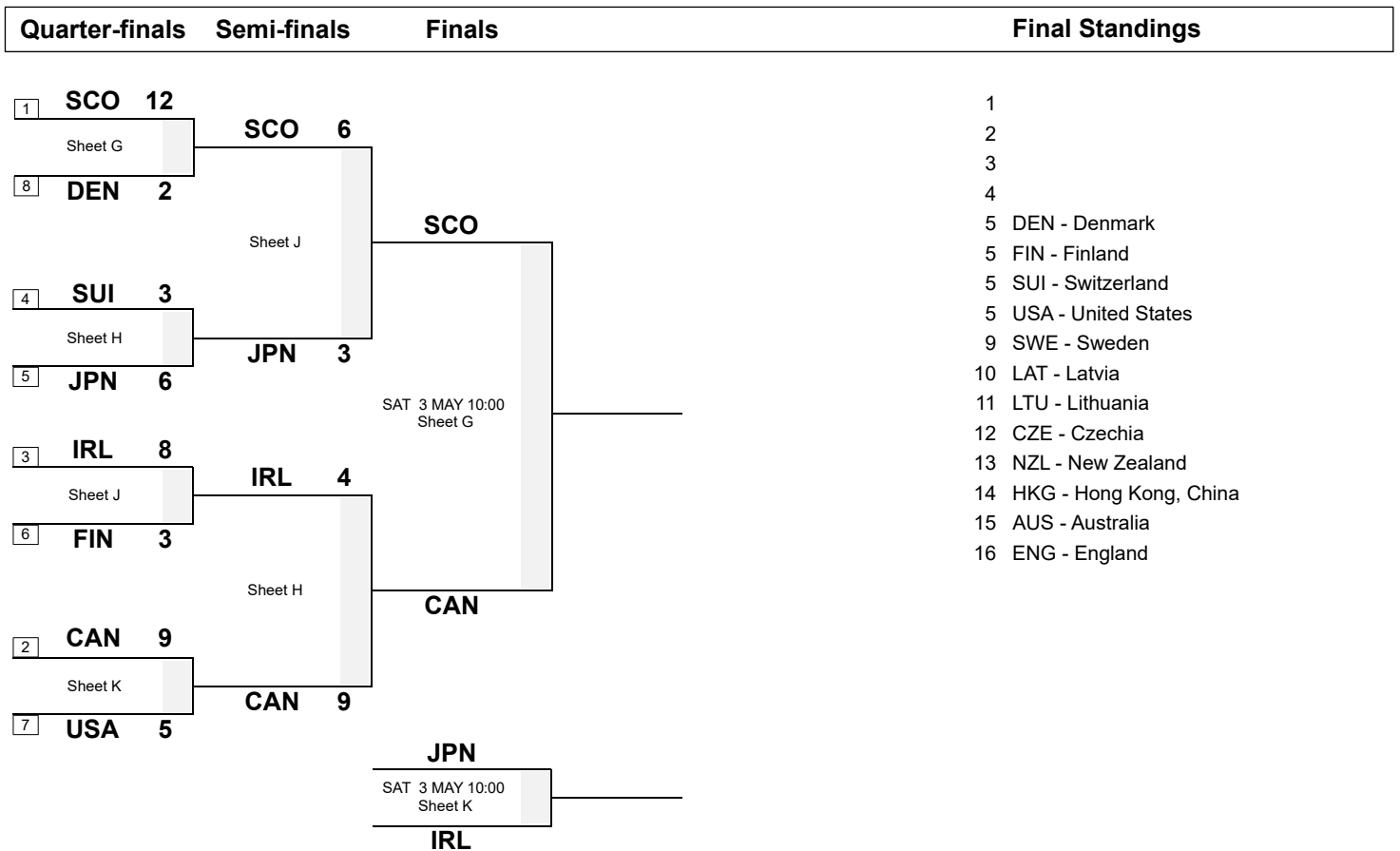
**Legend:**  
**GM** Gold Medal Game                      **QF** Quarter-final                      **SF** Semi-final



**Session Results and Standings**

Sheet	Team	LSD/LSFE	1	2	3	4	5	6	7	8	Extra Ends	Total
H	CAN - Canada	98.0cm *	3	4	0	0	1	0	1	X		9
	IRL - Ireland	103.4cm	0	0	1	1	0	2	0	X		4
J	SCO - Scotland	66.9cm *	1	0	2	1	0	0	2	X		6
	JPN - Japan	75.2cm	0	1	0	0	1	1	0	X		3

**Play-offs Bracket**



**Legend:**  
**LSD** Last Stone Draw      **LSFE(\*)** Last Stone First End      **X** Unplayed/unfinished end due to concession



**WSSC 2025**  
Fredericton, NB, Canada

FRI 2 MAY 2025  
Start Time 19:30

**World Senior Curling Championships 2025**  
Willie O'Ree Place  
**Women**



Semi-final - Sheet H

### Game Results

Sheet	Team	LSFE	1	2	3	4	5	6	7	8	Extra Ends	Total
<b>H</b>	CAN - Canada	*	3	4	0	0	1	0	1	X		9
	IRL - Ireland		0	0	1	1	0	2	0	X		4

<b>CAN - Canada</b>	
4 S	FORD JOHNSTON Atina
3 V	MORRIS Shannon
2	PICKERING Sheri
1	MORRIS Cori
A	McEWAN Lesley

<b>IRL - Ireland</b>	
4 S	SINCLAIR Dale
3 V	GILLETT Bernie
2	CLANCY Nina
1	KERR Louise
A	-

Last Stone Draw	Distance
FORD JOHNSTON Atina	20.5cm
MORRIS Shannon	77.5cm
<b>Total</b>	<b>98.0cm</b>

Last Stone Draw	Distance
GILLETT Bernie	50.1cm
SINCLAIR Dale	53.3cm
<b>Total</b>	<b>103.4cm</b>

**Note:**  
Position and function for each team member:  
4 = Fourth, 3 = Third, 2 = Second, 1 = Lead, A = Alternate, S = Skip, V = Vice-Skip

**Legend:**  
 Clockwise                      Counter-clockwise                      **LSFE(\*)** Last Stone First End  
 Unplayed/unfinished end due to concession





### Game Results

Sheet	Team	LSFE	1	2	3	4	5	6	7	8	Extra Ends	Total
J	SCO - Scotland	*	1	0	2	1	0	0	2	X		6
	JPN - Japan		0	1	0	0	1	1	0	X		3

SCO - Scotland	
4 S	LOCKHART Jackie
3 V	MILNE Mairi
2	MILNE Claire
1	LOUDON Katie
A	-

JPN - Japan	
4 S	YOSHIMURA Miyako
3 V	DEN Misako
2	HORIUCHI Tamami
1	TAKIZAWA Hiromi
A	UEHARA Makiko

Last Stone Draw		Distance
⌚	MILNE Claire	33.9cm
⌚	MILNE Mairi	33.0cm
<b>Total</b>		<b>66.9cm</b>

Last Stone Draw		Distance
⌚	YOSHIMURA Miyako	28.1cm
⌚	TAKIZAWA Hiromi	47.1cm
<b>Total</b>		<b>75.2cm</b>

**Note:**  
Position and function for each team member:  
**4** = Fourth, **3** = Third, **2** = Second, **1** = Lead, **A** = Alternate, **S** = Skip, **V** = Vice-Skip

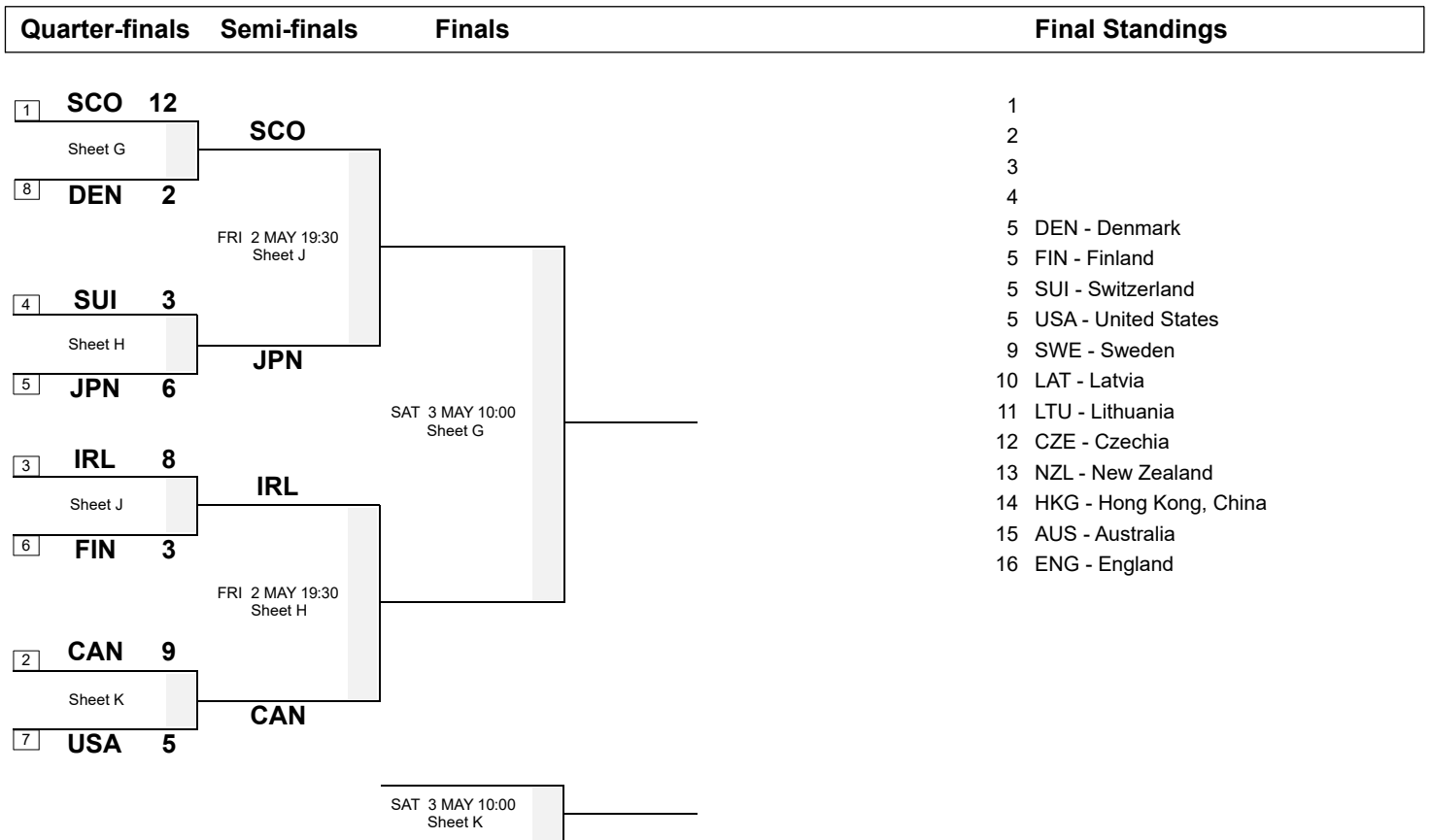
**Legend:**  
⌚ Clockwise  
⌚ Counter-clockwise  
X Unplayed/unfinished end due to concession  
**LSFE(\*)** Last Stone First End



### Session Results and Standings

Sheet	Team	LSD/LSFE	1	2	3	4	5	6	7	8	Extra Ends	Total
G	SCO - Scotland	43.4cm *	2	4	0	3	0	3	X	X		12
	DEN - Denmark	227.3cm	0	0	1	0	1	0	X	X		2
H	SUI - Switzerland	56.2cm *	1	0	0	1	0	0	0	1		3
	JPN - Japan	115.9cm	0	0	2	0	0	2	2	0		6
J	FIN - Finland	349.3cm	0	0	0	2	1	0	0	X		3
	IRL - Ireland	185.5cm *	1	2	2	0	0	1	2	X		8
K	USA - United States	207.3cm	0	0	2	0	1	2	0	X		5
	CAN - Canada	150.3cm *	0	1	0	4	0	0	4	X		9

### Play-offs Bracket



**Legend:**  
**LSD** Last Stone Draw      **LSFE(\*)** Last Stone First End      **X** Unplayed/unfinished end due to concession















### Competition Matrix

#### Group A

Team	CAN	CZE	HKG	JPN	SWE
CAN		17 - 1	8 - 5	6 - 4	6 - 3
CZE	1 - 17		10 - 7	4 - 12	1 - 10
HKG	5 - 8	7 - 10		1 - 9	3 - 6
JPN	4 - 6	12 - 4	9 - 1		6 - 4
SWE	3 - 6	10 - 1	6 - 3	4 - 6	

#### Standings after Round Robin

Rank	Team	Games	Wins	Losses			
1	CAN - Canada	5	5	0	Q		DSC 70.90cm
2	JPN - Japan	5	3	2	Q	w1	DSC 99.87cm
3	SWE - Sweden	5	3	2		w0	DSC 125.91cm
4	CZE - Czechia	5	1	4			
5	HKG - Hong Kong, China	5	0	5			

#### Group B

Team	FIN	LAT	NZL	SCO	USA
FIN		10 - 7	9 - 1	1 - 8	8 - 4
LAT	7 - 10		12 - 1	1 - 10	2 - 10
NZL	1 - 9	1 - 12		2 - 16	3 - 9
SCO	8 - 1	10 - 1	16 - 2		11 - 7
USA	4 - 8	10 - 2	9 - 3	7 - 11	

#### Standings after Round Robin

Rank	Team	Games	Wins	Losses			
1	SCO - Scotland	5	5	0	Q		DSC 36.13cm
2	FIN - Finland	5	4	1	Q		DSC 122.46cm
3	USA - United States	5	3	2	Q		DSC 99.52cm
4	LAT - Latvia	5	1	4			
5	NZL - New Zealand	5	0	5			



### Competition Matrix

#### Group C

Team	AUS	DEN	ENG	IRL	LTU	SUI
<b>AUS</b>		2 - 10	11 - 2	3 - 6	7 - 4	3 - 9
<b>DEN</b>	10 - 2		9 - 5	2 - 11	4 - 8	5 - 6
<b>ENG</b>	2 - 11	5 - 9		1 - 10	4 - 7	2 - 9
<b>IRL</b>	6 - 3	11 - 2	10 - 1		9 - 2	6 - 5
<b>LTU</b>	4 - 7	8 - 4	7 - 4	2 - 9		3 - 13
<b>SUI</b>	9 - 3	6 - 5	9 - 2	5 - 6	13 - 3	

#### Standings after Round Robin

Rank	Team	Games	Wins	Losses			
1	IRL - Ireland	5	5	0	Q		DSC 94.36cm
2	SUI - Switzerland	5	4	1	Q		DSC 94.80cm
3	DEN - Denmark	5	2	3	Q	w1	DSC 108.80cm
4	LTU - Lithuania	5	2	3		w1	DSC 133.40cm
5	AUS - Australia	5	2	3		w1	DSC 146.13cm
6	ENG - England	5	0	5			

**Legend:**  
**DSC** Draw Shot Challenge      **Q** Qualified for the play-offs      **wn** Number of wins (n) against tied teams



### Draw Shot Challenge by Group

Group A		Stone Rotation	Last Stone Draw in each Round Robin Game					DSC
Rank	Team		1	2	3	4		
1	CAN - Canada	↻	145.4	35.5	31.2	28.7	56.7	<b>70.90cm</b>
		↻	<del>199.6</del>	199.6	41.8	20.7	78.5	
2	JPN - Japan	↻	<del>199.6</del>	69.6	96.8	73.7	158.5	<b>99.87cm</b>
		↻	79.7	31.6	199.6	33.9	155.4	
3	HKG - Hong Kong, China	↻	8.6	11.7	199.6	133.9	143.4	<b>114.98cm</b>
		↻	127.7	<del>199.6</del>	108.3	162.6	139.0	
4	SWE - Sweden	↻	<del>199.6</del>	199.6	19.0	199.6	199.6	<b>125.91cm</b>
		↻	59.4	199.6	167.3	32.6	56.5	
5	CZE - Czechia	↻	<del>199.6</del>	73.2	199.6	199.6	158.1	<b>148.58cm</b>
		↻	190.9	48.6	199.6	199.6	68.0	

Group B		Stone Rotation	Last Stone Draw in each Round Robin Game				DSC	
Rank	Team		1	2	3	4		
1	SCO - Scotland	↻	17.5	27.0	37.3	56.6	47.6	<b>36.13cm</b>
		↻	18.6	15.8	<del>101.2</del>	76.8	28.0	
2	USA - United States	↻	84.6	129.0	<del>199.6</del>	26.5	14.5	<b>99.52cm</b>
		↻	158.3	78.4	199.6	150.2	54.6	
3	NZL - New Zealand	↻	106.6	178.9	135.7	164.5	38.3	<b>114.00cm</b>
		↻	<del>199.6</del>	41.9	199.6	95.1	65.4	
4	LAT - Latvia	↻	33.6	<del>199.6</del>	45.1	156.5	199.6	<b>119.58cm</b>
		↻	136.6	63.6	128.2	172.4	140.6	
5	FIN - Finland	↻	<del>199.6</del>	99.7	135.4	80.2	109.2	<b>122.46cm</b>
		↻	199.6	62.9	125.8	199.6	89.7	

Group C		Stone Rotation	Last Stone Draw in each Round Robin Game					DSC
Rank	Team		1	2	3	4	5	
1	IRL - Ireland	↻	177.6	48.9	64.5	75.9	102.9	<b>94.36cm</b>
		↻	50.6	66.9	<del>182.1</del>	123.0	138.9	
2	SUI - Switzerland	↻	85.0	<del>199.6</del>	124.3	24.5	9.0	<b>94.80cm</b>
		↻	137.4	199.6	108.4	68.5	96.5	
3	DEN - Denmark	↻	<del>199.6</del>	85.7	58.8	79.1	163.3	<b>108.80cm</b>
		↻	199.6	124.5	199.6	35.5	33.1	
4	ENG - England	↻	<del>199.6</del>	199.6	113.2	56.9	199.6	<b>123.04cm</b>
		↻	27.3	87.3	199.6	199.6	24.3	
5	LTU - Lithuania	↻	<del>199.6</del>	32.6	117.6	68.0	193.4	<b>133.40cm</b>
		↻	199.6	199.6	199.6	28.8	161.4	
6	AUS - Australia	↻	116.2	<del>199.6</del>	199.6	199.6	199.6	<b>146.13cm</b>
		↻	12.9	128.7	170.6	199.6	88.4	



**WSSC 2025**  
Fredericton, NB, Canada

**World Senior Curling Championships 2025**  
Willie O'Ree Place  
**Women**





**After Round Robin**

**WORLD  
CURLING**

## Draw Shot Challenge by Group

**Note:**  
The Draw Shot Challenge (DSC) is the average distance of all the individual Last Stone Draws (LSD), which were delivered by a team during the round robin. Since the groups are of differing sizes, to ensure the DSC is calculated the same way, only the LSDs from the first 'equal number' of games will be used. The single least favourable result will be eliminated before calculating the average distance. The team with the lesser DSC receives the higher ranking. If the DSCs are equal then the team with the best non-equal counting LSD receives the higher ranking. In the case where all counting LSDs are equal, the team ranked higher in the official World Curling World Ranking is ranked higher.

**Legend:**  
 Clockwise                       Counter-clockwise                      **DSC** Draw Shot Challenge  
**nnn.n** Eliminated Last Stone Draw





### Scoring Analysis

Team	Games	LSFE	Stolen Ends	Last Stone Eff.	Force Eff.	Points Scored							Total	Plus / Minus
						0	1	2	3	4	>4			
SCO	For	5	14	82%	71%	0	7	10	4	3	1	56	+43	
	Against	0	0			0	5	1	0	0	1	13		
CAN	For	4	9	71%	67%	1	6	9	3	3	1	50	+36	
	Against	1	1			2	7	2	1	0	0	14		
IRL	For	1	12	55%	78%	1	8	7	4	2	0	42	+29	
	Against	4	2			2	9	2	0	0	0	13		
SUI	For	4	8	47%	64%	0	11	5	4	1	1	42	+23	
	Against	1	3			1	10	3	1	0	0	19		
JPN	For	3	6	41%	62%	0	8	9	1	1	1	38	+15	
	Against	2	3			1	11	3	2	0	0	23		
USA	For	3	8	31%	44%	1	6	5	3	2	1	39	+11	
	Against	2	7			0	7	6	3	0	0	28		
FIN	For	2	11	31%	50%	0	13	4	5	0	0	36	+9	
	Against	3	5			0	8	4	1	2	0	27		
SWE	For	3	6	33%	83%	2	10	2	5	0	0	29	+9	
	Against	2	4			1	12	4	0	0	0	20		
DEN	For	3	7	32%	90%	0	9	5	1	2	0	30	-2	
	Against	2	9			0	12	3	2	2	0	32		
AUS	For	1	6	19%	45%	1	11	2	2	0	1	26	-5	
	Against	4	6			1	9	4	2	2	0	31		
LAT	For	2	4	22%	50%	0	9	2	3	1	0	26	-11	
	Against	3	7			0	9	4	4	2	0	37		
LTU	For	3	3	20%	50%	3	9	4	1	1	0	24	-13	
	Against	2	8			0	11	4	3	1	1	37		
HKG	For	1	1	14%	36%	1	9	3	1	0	0	18	-26	
	Against	4	10			0	8	13	2	1	0	44		
ENG	For	3	3	0%	27%	0	11	0	1	0	0	14	-32	
	Against	2	11			1	8	7	5	1	1	46		
CZE	For	2	2	19%	27%	0	6	4	2	0	0	20	-35	
	Against	3	11			1	5	7	5	4	1	55		
NZL	For	0	1	11%	10%	0	4	2	0	0	0	8	-51	
	Against	5	14			0	6	6	9	1	2	59		
<b>Total</b>	<b>40</b>		<b>101</b>			<b>10</b>	<b>137</b>	<b>73</b>	<b>40</b>	<b>16</b>	<b>6</b>	<b>498</b>		

**Note:**  
 Stolen ends are the ends won without the last stone advantage.  
 Last Stone Efficiency: Scoring two or more points with last stone advantage.  
 Force Efficiency: Forcing the opponent team to score only one point when they have the last stone advantage.

**Legend:**  
 >4 More than four points scored      **Eff.** Efficiency      **LSFE** Last Stone First End





### Summary of Big Ends

Points Scored	By	Against	Session	End	Game Result
6	USA - United States	SCO - Scotland	15	2	7 : 11
5	AUS - Australia	ENG - England	19	2	11 : 2
5	CAN - Canada	NZL - New Zealand	17	2	13 : 1
5	JPN - Japan	CZE - Czechia	21	7	12 : 4
5	SCO - Scotland	NZL - New Zealand	22	5	16 : 2
5	SUI - Switzerland	LTU - Lithuania	4	7	13 : 3
4	CAN - Canada	CZE - Czechia	15	5	17 : 1
4	CAN - Canada	CZE - Czechia	15	2	17 : 1
4	CAN - Canada	CZE - Czechia	15	1	17 : 1
4	SCO - Scotland	NZL - New Zealand	22	3	16 : 2
4	SCO - Scotland	LAT - Latvia	9	1	10 : 1
4	SCO - Scotland	HKG - Hong Kong, China	5	6	11 : 2
4	DEN - Denmark	AUS - Australia	9	5	10 : 2
4	DEN - Denmark	ENG - England	4	8	9 : 5
4	IRL - Ireland	LTU - Lithuania	19	6	9 : 2
4	IRL - Ireland	DEN - Denmark	15	4	11 : 2
4	USA - United States	LAT - Latvia	19	1	10 : 2
4	USA - United States	CZE - Czechia	10	6	9 : 4
4	JPN - Japan	FIN - Finland	13	4	7 : 8
4	LAT - Latvia	FIN - Finland	4	1	7 : 10
4	LTU - Lithuania	DEN - Denmark	21	1	8 : 4
4	SUI - Switzerland	AUS - Australia	22	5	9 : 3

**Note:**  
Big ends are defined as ends with a score of four or more points.



**Session Results and Standings**

Sheet	Team	LSD/LSFE	1	2	3	4	5	6	7	8	Extra Ends	Total
F	SWE - Sweden	256.1cm *	3	0	0	1	0	1	0	1		6
	LAT - Latvia	340.2cm	0	1	1	0	1	0	1	0		4
G	ENG - England	223.9cm *	0	1	0	0	0	0	X	X		1
	IRL - Ireland	241.8cm	1	0	3	1	3	2	X	X		10
H	SUI - Switzerland	105.5cm *	1	0	0	0	4	1	3	X		9
	AUS - Australia	288.0cm	0	1	1	1	0	0	0	X		3
J	NZL - New Zealand	103.7cm	0	2	0	0	0	0	X	X		2
	SCO - Scotland	75.6cm *	1	0	4	3	5	3	X	X		16
K	USA - United States	69.1cm *	0	0	1	1	2	0	0	0		4
	FIN - Finland	198.9cm	1	3	0	0	0	1	1	2		8
L	HKG - Hong Kong, China	282.4cm	0	2	0	1	0	2	0	0		5
	CAN - Canada	135.2cm *	2	0	2	0	1	0	2	1		8

**Standings after Round Robin**

**Group A**

Rank	Team	Games	Wins	Losses	Q	DSC	LSFE
1	CAN - Canada	5	5	0	Q	DSC 70.90cm	
2	JPN - Japan	5	3	2	Q	w1 DSC 99.87cm	
3	SWE - Sweden	5	3	2	w0	DSC 125.91cm	
4	CZE - Czechia	5	1	4			
5	HKG - Hong Kong, China	5	0	5			

**Group B**

Rank	Team	Games	Wins	Losses	Q	DSC	LSFE
1	SCO - Scotland	5	5	0	Q	DSC 36.13cm	
2	FIN - Finland	5	4	1	Q	DSC 122.46cm	
3	USA - United States	5	3	2	Q	DSC 99.52cm	
4	LAT - Latvia	5	1	4			
5	NZL - New Zealand	5	0	5			

**Group C**

Rank	Team	Games	Wins	Losses	Q	DSC	LSFE
1	IRL - Ireland	5	5	0	Q	DSC 94.36cm	
2	SUI - Switzerland	5	4	1	Q	DSC 94.80cm	
3	DEN - Denmark	5	2	3	Q	w1 DSC 108.80cm	
4	LTU - Lithuania	5	2	3	w1	DSC 133.40cm	
5	AUS - Australia	5	2	3	w1	DSC 146.13cm	
6	ENG - England	5	0	5			

<b>Legend:</b>	<b>DSC</b> Draw Shot Challenge	<b>LSD</b> Last Stone Draw	<b>LSFE(*)</b> Last Stone First End
<b>Q</b> Qualified for the play-offs	<b>wn</b> Number of wins (n) against tied teams	<b>X</b> Unplayed/unfinished end due to concession	





### Game Results

Sheet	Team	LSFE	1	2	3	4	5	6	7	8	Extra Ends	Total
F	SWE - Sweden	*	3	0	0	1	0	1	0	1		6
	LAT - Latvia		0	1	1	0	1	0	1	0		4

SWE - Sweden	
4 S	NOREEN Camilla
3	LYXELL Helene
2 V	PATZ Susanne
1	BITEN Catrin
A	-

LAT - Latvia	
4 S	KAPOSTINA Elena
3 V	ZILE Dace
2	MILLERE Gunta
1	RUDZITE Aija
A	-

Last Stone Draw		Distance
↻	PATZ Susanne	199.6cm
↻	NOREEN Camilla	56.5cm
<b>Total</b>		<b>256.1cm</b>

Last Stone Draw		Distance
↻	KAPOSTINA Elena	199.6cm
↻	ZILE Dace	140.6cm
<b>Total</b>		<b>340.2cm</b>

**Note:**  
Position and function for each team member:  
4 = Fourth, 3 = Third, 2 = Second, 1 = Lead, A = Alternate, S = Skip, V = Vice-Skip

**Legend:**  
↻ Clockwise      ↻ Counter-clockwise      **LSFE(\*)** Last Stone First End





### Game Results

Sheet	Team	LSFE	1	2	3	4	5	6	7	8	Extra Ends	Total
H	SUI - Switzerland	*	1	0	0	0	4	1	3	X		9
	AUS - Australia		0	1	1	1	0	0	0	X		3

SUI - Switzerland	
4 S	ZUERCHER Marianne
3 V	KURT Marlis
2	DORNER Ruth
1	PERRET Gabriela
A	LUETHI Karin

AUS - Australia	
4 S	WILLIAMS Helen
3 V	IRVINE Kim
2	KENNEDY Adrienne
1	SWAN Carolyn
A	-

Last Stone Draw		Distance
↻	ZUERCHER Marianne	9.0cm
↻	KURT Marlis	96.5cm
<b>Total</b>		<b>105.5cm</b>

Last Stone Draw		Distance
↻	KENNEDY Adrienne	199.6cm
↻	WILLIAMS Helen	88.4cm
<b>Total</b>		<b>288.0cm</b>

LUETHI K replaced DORNER R at the beginning of End 5

<b>Note:</b> Position and function for each team member: 4 = Fourth, 3 = Third, 2 = Second, 1 = Lead, A = Alternate, S = Skip, V = Vice-Skip		
<b>Legend:</b>	↻ Clockwise	↺ Counter-clockwise
X	Unplayed/unfinished end due to concession	
		<b>LSFE(*)</b> Last Stone First End



WSSC 2025  
Fredericton, NB, Canada

THU 1 MAY 2025  
Start Time 16:00

World Senior Curling Championships 2025  
Willie O'Ree Place  
Women



Round Robin Session 22  
Group B - Sheet J **WORLD CURLING**

### Game Results

Sheet	Team	LSFE	1	2	3	4	5	6	7	8	Extra Ends	Total
J	NZL - New Zealand		0	2	0	0	0	0	X	X		2
	SCO - Scotland	*	1	0	4	3	5	3	X	X		16

NZL - New Zealand	
4 S	OLSZEWSKI Joanna
3 V	THOMAS Sandra
2	MATTHEWS Elizabeth
1	ANDERSON Merran
A	CHARKO Juliet

SCO - Scotland	
4 S	LOCKHART Jackie
3 V	MILNE Mairi
2	MILNE Claire
1	LOUDON Katie
A	-

Last Stone Draw		Distance
↻	OLSZEWSKI Joanna	38.3cm
↺	ANDERSON Merran	65.4cm
<b>Total</b>		<b>103.7cm</b>

Last Stone Draw		Distance
↻	LOUDON Katie	47.6cm
↺	LOCKHART Jackie	28.0cm
<b>Total</b>		<b>75.6cm</b>

CHARKO J replaced ANDERSON M at the beginning of End 5

**Note:**  
Position and function for each team member:  
4 = Fourth, 3 = Third, 2 = Second, 1 = Lead, A = Alternate, S = Skip, V = Vice-Skip

**Legend:**  
↻ Clockwise      ↺ Counter-clockwise      LSFE(\*) Last Stone First End  
X Unplayed/unfinished end due to concession



**Game Results**

Sheet	Team	LSFE	1	2	3	4	5	6	7	8	Extra Ends	Total
K	USA - United States	*	0	0	1	1	2	0	0	0		4
	FIN - Finland		1	3	0	0	0	1	1	2		8

USA - United States	
4 S	SMITH Margie
3 V	OLEARY Norma
2	KINNEY Shelly
1	KOSAL Shelly
A	-

FIN - Finland	
4 V	LINDSTROEM Janina
3 S	JULKUNEN Tiina
2	LOUHIVUORI Riikka
1	POLLANEN Nina
A	-

Last Stone Draw		Distance
↻	KINNEY Shelly	14.5cm
↻	SMITH Margie	54.6cm
<b>Total</b>		<b>69.1cm</b>

Last Stone Draw		Distance
↻	LOUHIVUORI Riikka	109.2cm
↻	LINDSTROEM Janina	89.7cm
<b>Total</b>		<b>198.9cm</b>

**Note:**  
Position and function for each team member:  
**4** = Fourth, **3** = Third, **2** = Second, **1** = Lead, **A** = Alternate, **S** = Skip, **V** = Vice-Skip

**Legend:**  
↻ Clockwise      ↻ Counter-clockwise      **LSFE(\*)** Last Stone First End





**WSSC 2025**  
Fredericton, NB, Canada

THU 1 MAY 2025  
Start Time 16:00

**World Senior Curling Championships 2025**  
Willie O'Ree Place  
Women



**Round Robin Session 22**  
**Group A - Sheet L** **WORLD CURLING**

### Game Results

Sheet	Team	LSFE	1	2	3	4	5	6	7	8	Extra Ends	Total
L	HKG - Hong Kong, China		0	2	0	1	0	2	0	0		5
	CAN - Canada	*	2	0	2	0	1	0	2	1		8

HKG - Hong Kong, China	
4 S	HUNG Ling-Yue
3 V	BUGG Grace
2	YAM May
1	McCULLOUGH Arena
A	-

CAN - Canada	
4 S	FORD JOHNSTON Atina
3 V	MORRIS Shannon
2	PICKERING Sheri
1	MORRIS Cori
A	McEWAN Lesley

Last Stone Draw		Distance
↻	McCULLOUGH Arena	143.4cm
↻	HUNG Ling-Yue	139.0cm
<b>Total</b>		<b>282.4cm</b>

Last Stone Draw		Distance
↻	FORD JOHNSTON Atina	56.7cm
↻	MORRIS Shannon	78.5cm
<b>Total</b>		<b>135.2cm</b>

**Note:**  
Position and function for each team member:  
**4** = Fourth, **3** = Third, **2** = Second, **1** = Lead, **A** = Alternate, **S** = Skip, **V** = Vice-Skip

**Legend:**  
↻ Clockwise                      ↻ Counter-clockwise                      **LSFE(\*)** Last Stone First End



### Session Results and Standings

Sheet	Team	LSD/LSFE	1	2	3	4	5	6	7	8	Extra Ends	Total
F	CZE - Czechia	226.1cm *	0	1	0	2	0	1	0	X		4
	JPN - Japan	313.9cm	2	0	3	0	2	0	5	X		12
L	LTU - Lithuania	354.8cm	4	0	1	0	1	2	0	X		8
	DEN - Denmark	196.4cm *	0	1	0	1	0	0	2	X		4

### Current Standings

Group A					Group B				
Rank	Team	Games	Wins	Losses	Rank	Team	Games	Wins	Losses
1	CAN - Canada	4	4	0 Q	1	SCO - Scotland	4	4	0 Q
2	JPN - Japan	5	3	2 Q	2	FIN - Finland	4	3	1
3	SWE - Sweden	4	2	2	2	USA - United States	4	3	1
4	CZE - Czechia	5	1	4	4	LAT - Latvia	4	1	3
5	HKG - Hong Kong, China	4	0	4	5	NZL - New Zealand	4	0	4

Group C				
Rank	Team	Games	Wins	Losses
1	IRL - Ireland	4	4	0 Q
2	SUI - Switzerland	4	3	1
3	AUS - Australia	4	2	2
4	DEN - Denmark	5	2	3
4	LTU - Lithuania	5	2	3
6	ENG - England	4	0	4

**Note:**  
Under World Curling rules, tie-breaking rules for standings are not applied until after the last game of the round robin.

**Legend:**  
**LSD** Last Stone Draw                      **LSFE(\*)** Last Stone First End                      **Q** Qualified for the play-offs  
**X** Unplayed/unfinished end due to concession



## Game Results

Sheet	Team	LSFE	1	2	3	4	5	6	7	8	Extra Ends	Total
F	CZE - Czechia	*	0	1	0	2	0	1	0	X		4
	JPN - Japan		2	0	3	0	2	0	5	X		12

CZE - Czechia	
4 V	CECHOVA Hana
3 S	VOBORNIKOVA Jana
2	HAVELKOVA Romana
1	SIVEKOVA Vlasta
A	ZIKMUNDOVA Jana

JPN - Japan	
4 S	YOSHIMURA Miyako
3 V	DEN Misako
2	HORIUCHI Tamami
1	TAKIZAWA Hiromi
A	UEHARA Makiko

Last Stone Draw	Distance
↻ HAVELKOVA Romana	158.1cm
↻ SIVEKOVA Vlasta	68.0cm
<b>Total</b>	<b>226.1cm</b>

Last Stone Draw	Distance
↻ TAKIZAWA Hiromi	158.5cm
↻ YOSHIMURA Miyako	155.4cm
<b>Total</b>	<b>313.9cm</b>

**Note:**  
Position and function for each team member:  
4 = Fourth, 3 = Third, 2 = Second, 1 = Lead, A = Alternate, S = Skip, V = Vice-Skip

**Legend:**  
↻ Clockwise    ↺ Counter-clockwise    **LSFE(\*)** Last Stone First End  
X Unplayed/unfinished end due to concession



### Game Results

Sheet	Team	LSFE	1	2	3	4	5	6	7	8	Extra Ends	Total
L	LTU - Lithuania		4	0	1	0	1	2	0	X		8
	DEN - Denmark	*	0	1	0	1	0	0	2	X		4

LTU - Lithuania	
4	JASAITIENE Rasa Veronika
3 S	VAICEKONYTE Asta
2 V	VALATKIENE Gaiva
1	SULINSKIENE Jolanta
A	-

DEN - Denmark	
4 S	SOENDERGAARD-NIELSEN Camilla
3 V	HOLLINGER LARSEN Bodil
2	SOLBERG Lene
1	SUHR Hanne
A	-

Last Stone Draw		Distance
⌚	SULINSKIENE Jolanta	193.4cm
⌚	VAICEKONYTE Asta	161.4cm
<b>Total</b>		<b>354.8cm</b>

Last Stone Draw		Distance
⌚	SOENDERGAARD-NIELSEN Camilla	163.3cm
⌚	HOLLINGER LARSEN Bodil	33.1cm
<b>Total</b>		<b>196.4cm</b>

**Note:**  
Position and function for each team member:  
4 = Fourth, 3 = Third, 2 = Second, 1 = Lead, A = Alternate, S = Skip, V = Vice-Skip

**Legend:**  
⌚ Clockwise                      ⌚ Counter-clockwise                      **LSFE(\*)** Last Stone First End  
X Unplayed/unfinished end due to concession



**Session Results and Standings**

Sheet	Team	LSD/LSFE	1	2	3	4	5	6	7	8	Extra Ends	Total
<b>F</b>	ENG - England	256.5cm *	1	0	1	0	0	0	X	X		2
	AUS - Australia	399.2cm	0	5	0	1	3	2	X	X		11
<b>G</b>	LAT - Latvia	328.9cm	0	1	0	0	0	1	X	X		2
	USA - United States	176.7cm *	4	0	1	2	3	0	X	X		10
<b>H</b>	IRL - Ireland	198.9cm	1	0	2	2	0	4	0	X		9
	LTU - Lithuania	96.8cm *	0	0	0	0	1	0	1	X		2
<b>K</b>	DEN - Denmark	114.6cm	0	0	0	2	0	2	1	0	0	5
	SUI - Switzerland	93.0cm *	1	1	1	0	1	0	0	1	1	6

**Current Standings**

Group A					Group B				
Rank	Team	Games	Wins	Losses	Rank	Team	Games	Wins	Losses
1	CAN - Canada	4	4	0 Q	1	SCO - Scotland	4	4	0 Q
2	JPN - Japan	4	2	2	2	FIN - Finland	4	3	1
2	SWE - Sweden	4	2	2	2	USA - United States	4	3	1
4	CZE - Czechia	4	1	3	4	LAT - Latvia	4	1	3
5	HKG - Hong Kong, China	4	0	4	5	NZL - New Zealand	4	0	4
<b>Group C</b>									
Rank	Team	Games	Wins	Losses					
1	IRL - Ireland	4	4	0 Q					
2	SUI - Switzerland	4	3	1					
3	AUS - Australia	4	2	2					
3	DEN - Denmark	4	2	2					
5	LTU - Lithuania	4	1	3					
6	ENG - England	4	0	4					

**Note:**  
Under World Curling rules, tie-breaking rules for standings are not applied until after the last game of the round robin.

**Legend:**  
**LSD** Last Stone Draw                      **LSFE(\*)** Last Stone First End                      **Q** Qualified for the play-offs  
**X** Unplayed/unfinished end due to concession





**Game Results**

Sheet	Team	LSFE	1	2	3	4	5	6	7	8	Extra Ends	Total
<b>G</b>	LAT - Latvia		0	1	0	0	0	1	X	X		2
	USA - United States	*	4	0	1	2	3	0	X	X		10

LAT - Latvia	
4 S	KAPOSTINA Elena
3 V	ZILE Dace
2	MILLERE Gunta
1	RUDZITE Aija
A	-

USA - United States	
4 S	SMITH Margie
3 V	OLEARY Norma
2	KINNEY Shelly
1	KOSAL Shelly
A	-

Last Stone Draw		Distance
↻	MILLERE Gunta	156.5cm
↻	RUDZITE Aija	172.4cm
<b>Total</b>		<b>328.9cm</b>

Last Stone Draw		Distance
↻	KINNEY Shelly	26.5cm
↻	OLEARY Norma	150.2cm
<b>Total</b>		<b>176.7cm</b>

**Note:**  
Position and function for each team member:  
4 = Fourth, 3 = Third, 2 = Second, 1 = Lead, A = Alternate, S = Skip, V = Vice-Skip

**Legend:**  
↻ Clockwise                                  ↻ Counter-clockwise                                  **LSFE(\*)** Last Stone First End  
X Unplayed/unfinished end due to concession



### Game Results

Sheet	Team	LSFE	1	2	3	4	5	6	7	8	Extra Ends	Total
<b>H</b>	IRL - Ireland		1	0	2	2	0	4	0	X		9
	LTU - Lithuania	*	0	0	0	0	1	0	1	X		2

IRL - Ireland	
4 S	SINCLAIR Dale
3 V	GILLETT Bernie
2	CLANCY Nina
1	KERR Louise
A	-

LTU - Lithuania	
4	JASAITIENE Rasa Veronika
3 S	VAICEKONYTE Asta
2 V	VALATKIENE Gaiva
1	SULINSKIENE Jolanta
A	-

Last Stone Draw	Distance
↻ KERR Louise	75.9cm
↻ CLANCY Nina	123.0cm
<b>Total</b>	<b>198.9cm</b>

Last Stone Draw	Distance
↻ VALATKIENE Gaiva	68.0cm
↻ SULINSKIENE Jolanta	28.8cm
<b>Total</b>	<b>96.8cm</b>

**Note:**  
Position and function for each team member:  
4 = Fourth, 3 = Third, 2 = Second, 1 = Lead, A = Alternate, S = Skip, V = Vice-Skip

**Legend:**  
↻ Clockwise                      ↻ Counter-clockwise                      **LSFE(\*)** Last Stone First End  
X Unplayed/unfinished end due to concession







### Game Results

Sheet	Team	LSFE	1	2	3	4	5	6	7	8	Extra Ends	Total
K	DEN - Denmark		0	0	0	2	0	2	1	0	0	5
	SUI - Switzerland	*	1	1	1	0	1	0	0	1	1	6

DEN - Denmark	
4 S	SOENDERGAARD-NIELSEN Camilla
3 V	HOLLINGER LARSEN Bodil
2	SOLBERG Lene
1	SUHR Hanne
A	-

SUI - Switzerland	
4 S	ZUERCHER Marianne
3 V	KURT Marlis
2	DORNER Ruth
1	PERRET Gabriela
A	LUETHI Karin

Last Stone Draw		Distance
↻	SOLBERG Lene	79.1cm
↻	HOLLINGER LARSEN Bodil	35.5cm
<b>Total</b>		<b>114.6cm</b>

Last Stone Draw		Distance
↻	ZUERCHER Marianne	24.5cm
↻	DORNER Ruth	68.5cm
<b>Total</b>		<b>93.0cm</b>

**Note:**  
Position and function for each team member:  
**4** = Fourth, **3** = Third, **2** = Second, **1** = Lead, **A** = Alternate, **S** = Skip, **V** = Vice-Skip

**Legend:**  
↻ Clockwise      ↻ Counter-clockwise      **LSFE(\*)** Last Stone First End





**WSSC 2025**  
Fredericton, NB, Canada

**World Senior Curling Championships 2025**  
Willie O'Ree Place  
Women



WED 30 APR 2025  
Start Time 16:00

**Round Robin Session 18**  
**Group B - Sheet F**

**WORLD  
CURLING**

### Game Results

Sheet	Team	LSFE	1	2	3	4	5	6	7	8	Extra Ends	Total
F	SCO - Scotland	*	1	1	3	1	0	2	X	X		8
	FIN - Finland		0	0	0	0	1	0	X	X		1

SCO - Scotland	
4 S	LOCKHART Jackie
3 V	MILNE Mairi
2	MILNE Claire
1	LOUDON Katie
A	-

FIN - Finland	
4 V	LINDSTROEM Janina
3 S	JULKUNEN Tiina
2	LOUHIVUORI Riikka
1	POLLANEN Nina
A	-

Last Stone Draw		Distance
↻	MILNE Mairi	56.6cm
↻	MILNE Claire	76.8cm
<b>Total</b>		<b>133.4cm</b>

Last Stone Draw		Distance
↻	LINDSTROEM Janina	80.2cm
↻	JULKUNEN Tiina	199.6cm
<b>Total</b>		<b>279.8cm</b>

**Note:**  
Position and function for each team member:  
**4** = Fourth, **3** = Third, **2** = Second, **1** = Lead, **A** = Alternate, **S** = Skip, **V** = Vice-Skip

**Legend:**  
↻ Clockwise          ↻ Counter-clockwise          **LSFE(\*)** Last Stone First End  
**X** Unplayed/unfinished end due to concession



### Session Results and Standings

Sheet	Team	LSD/LSFE	1	2	3	4	5	6	7	8	Extra Ends	Total
<b>F</b>	NZL - New Zealand	259.6cm	0	0	0	1	0	0	X	X		1
	CAN - Canada	49.4cm *	2	5	1	0	3	2	X	X		13
<b>J</b>	CZE - Czechia	399.2cm	2	0	1	0	0	2	0	2	3	10
	HKG - Hong Kong, China	296.5cm *	0	1	0	3	2	0	1	0	0	7

### Current Standings

Group A					Group B				
Rank	Team	Games	Wins	Losses	Rank	Team	Games	Wins	Losses
1	CAN - Canada	4	4	0 Q	1	FIN - Finland	3	3	0
2	JPN - Japan	4	2	2	1	SCO - Scotland	3	3	0
2	SWE - Sweden	4	2	2	3	USA - United States	3	2	1
4	CZE - Czechia	4	1	3	4	LAT - Latvia	3	1	2
5	HKG - Hong Kong, China	4	0	4	5	NZL - New Zealand	4	0	4

Group C				
Rank	Team	Games	Wins	Losses
1	IRL - Ireland	3	3	0
2	DEN - Denmark	3	2	1
2	SUI - Switzerland	3	2	1
4	AUS - Australia	3	1	2
4	LTU - Lithuania	3	1	2
6	ENG - England	3	0	3

**Note:**  
Under World Curling rules, tie-breaking rules for standings are not applied until after the last game of the round robin.

**Legend:**  
**LSD** Last Stone Draw                      **LSFE(\*)** Last Stone First End                      **Q** Qualified for the play-offs  
**X** Unplayed/unfinished end due to concession



**WSCC 2025**  
Fredericton, NB, Canada

**World Senior Curling Championships 2025**  
Willie O'Ree Place  
**Women**



**WED 30 APR 2025**  
Start Time 12:00

**Round Robin Session 17**  
**Group A/B - Sheet F**



**Game Results**

Sheet	Team	LSFE	1	2	3	4	5	6	7	8	Extra Ends	Total
F	NZL - New Zealand		0	0	0	1	0	0	X	X		1
	CAN - Canada	*	2	5	1	0	3	2	X	X		13

NZL - New Zealand	
4 S	OLSZEWSKI Joanna
3 V	THOMAS Sandra
2	MATTHEWS Elizabeth
1	CHARKO Juliet
A	ANDERSON Merran

CAN - Canada	
4 S	FORD JOHNSTON Atina
3 V	MORRIS Shannon
2	PICKERING Sheri
1	MORRIS Cori
A	McEWAN Lesley

Last Stone Draw		Distance
↻	CHARKO Juliet	164.5cm
↻	OLSZEWSKI Joanna	95.1cm
<b>Total</b>		<b>259.6cm</b>

Last Stone Draw		Distance
↻	MORRIS Shannon	28.7cm
↻	MORRIS Cori	20.7cm
<b>Total</b>		<b>49.4cm</b>

**Note:**  
Position and function for each team member:  
4 = Fourth, 3 = Third, 2 = Second, 1 = Lead, A = Alternate, S = Skip, V = Vice-Skip

**Legend:**  
↻ Clockwise    ↻ Counter-clockwise    **LSFE(\*)** Last Stone First End  
X Unplayed/unfinished end due to concession





**WSSC 2025**  
Fredericton, NB, Canada

WED 30 APR 2025  
Start Time 12:00

**World Senior Curling Championships 2025**  
Willie O'Ree Place  
**Women**



**Round Robin Session 17**  
**Group A - Sheet J** **WORLD CURLING**

### Game Results

Sheet	Team	LSFE	1	2	3	4	5	6	7	8	Extra Ends	Total
<b>J</b>	CZE - Czechia		2	0	1	0	0	2	0	2	3	10
	HKG - Hong Kong, China	*	0	1	0	3	2	0	1	0	0	7

CZE - Czechia	
4 V	CECHOVA Hana
3 S	VOBORNIKOVA Jana
2	HAVELKOVA Romana
1	SIVEKOVA Vlasta
A	ZIKMUNDOVA Jana

HKG - Hong Kong, China	
4 S	HUNG Ling-Yue
3 V	BUGG Grace
2	YAM May
1	McCULLOUGH Arena
A	-

Last Stone Draw		Distance	Last Stone Draw		Distance
↻	VOBORNIKOVA Jana	199.6cm	↻	McCULLOUGH Arena	133.9cm
↻	CECHOVA Hana	199.6cm	↻	HUNG Ling-Yue	162.6cm
<b>Total</b>		<b>399.2cm</b>	<b>Total</b>		<b>296.5cm</b>

**Note:**  
Position and function for each team member:  
**4** = Fourth, **3** = Third, **2** = Second, **1** = Lead, **A** = Alternate, **S** = Skip, **V** = Vice-Skip

**Legend:**  
↻ Clockwise          ↻ Counter-clockwise          **LSFE(\*)** Last Stone First End





### Session Results and Standings

Sheet	Team	LSD/LSFE	1	2	3	4	5	6	7	8	Extra Ends	Total
L	SWE - Sweden	232.2cm	0	1	0	2	1	0	0	X		4
	JPN - Japan	107.6cm *	1	0	2	0	0	1	2	X		6

### Current Standings

Group A					Group B				
Rank	Team	Games	Wins	Losses	Rank	Team	Games	Wins	Losses
1	CAN - Canada	3	3	0 Q	1	FIN - Finland	3	3	0
2	JPN - Japan	4	2	2	1	SCO - Scotland	3	3	0
2	SWE - Sweden	4	2	2	3	USA - United States	3	2	1
4	CZE - Czechia	3	0	3	4	LAT - Latvia	3	1	2
4	HKG - Hong Kong, China	3	0	3	5	NZL - New Zealand	3	0	3

Group C				
Rank	Team	Games	Wins	Losses
1	IRL - Ireland	3	3	0
2	DEN - Denmark	3	2	1
2	SUI - Switzerland	3	2	1
4	AUS - Australia	3	1	2
4	LTU - Lithuania	3	1	2
6	ENG - England	3	0	3

**Note:**  
Under World Curling rules, tie-breaking rules for standings are not applied until after the last game of the round robin.

**Legend:**  
**LSD** Last Stone Draw                      **LSFE(\*)** Last Stone First End                      **Q** Qualified for the play-offs  
**X** Unplayed/unfinished end due to concession



**Game Results**

Sheet	Team	LSFE	1	2	3	4	5	6	7	8	Extra Ends	Total
L	SWE - Sweden		0	1	0	2	1	0	0	X		4
	JPN - Japan	*	1	0	2	0	0	1	2	X		6

SWE - Sweden	
4 S	NOREEN Camilla
3	LYXELL Helene
2 V	PATZ Susanne
1	BITEN Catrin
A	-

JPN - Japan	
4 S	YOSHIMURA Miyako
3 V	DEN Misako
2	HORIUCHI Tamami
1	UEHARA Makiko
A	TAKIZAWA Hiromi

<b>Last Stone Draw</b>	Distance	<b>Last Stone Draw</b>	Distance
☺ NOREEN Camilla	199.6cm	☺ YOSHIMURA Miyako	73.7cm
☺ BITEN Catrin	32.6cm	☺ HORIUCHI Tamami	33.9cm
<b>Total</b>	<b>232.2cm</b>	<b>Total</b>	<b>107.6cm</b>

**Note:**  
Position and function for each team member:  
**4** = Fourth, **3** = Third, **2** = Second, **1** = Lead, **A** = Alternate, **S** = Skip, **V** = Vice-Skip

**Legend:**  
☺ Clockwise                                  ☹ Counter-clockwise                                  **LSFE(\*)** Last Stone First End  
X Unplayed/unfinished end due to concession







### Session Results and Standings

Sheet	Team	LSD/LSFE	1	2	3	4	5	6	7	8	Extra Ends	Total
F	IRL - Ireland	246.6cm	2	0	0	4	3	2	X	X		11
	DEN - Denmark	258.4cm *	0	1	1	0	0	0	X	X		2
H	CAN - Canada	73.0cm *	4	4	3	0	4	2	X	X		17
	CZE - Czechia	399.2cm	0	0	0	1	0	0	X	X		1
L	SCO - Scotland	138.5cm *	2	0	3	2	0	2	2	X		11
	USA - United States	399.2cm	0	6	0	0	1	0	0	X		7

### Current Standings

Group A					Group B					
Rank	Team	Games	Wins	Losses	Rank	Team	Games	Wins	Losses	
1	CAN - Canada	3	3	0	Q	1	FIN - Finland	3	3	0
2	SWE - Sweden	3	2	1		1	SCO - Scotland	3	3	0
3	JPN - Japan	3	1	2		3	USA - United States	3	2	1
4	CZE - Czechia	3	0	3		4	LAT - Latvia	3	1	2
4	HKG - Hong Kong, China	3	0	3		5	NZL - New Zealand	3	0	3

Group C				
Rank	Team	Games	Wins	Losses
1	IRL - Ireland	3	3	0
2	DEN - Denmark	3	2	1
2	SUI - Switzerland	3	2	1
4	AUS - Australia	3	1	2
4	LTU - Lithuania	3	1	2
6	ENG - England	3	0	3

**Note:**  
Under World Curling rules, tie-breaking rules for standings are not applied until after the last game of the round robin.

**Legend:**  
**LSD** Last Stone Draw                          **LSFE(\*)** Last Stone First End                          **Q** Qualified for the play-offs  
**X** Unplayed/unfinished end due to concession

**DEN: Last Stone Draw distance has been revised. LSFE assignment has not been adjusted by agreement with team IRL.**



### Game Results

Sheet	Team	LSFE	1	2	3	4	5	6	7	8	Extra Ends	Total
F	IRL - Ireland		2	0	0	4	3	2	X	X		11
	DEN - Denmark	*	0	1	1	0	0	0	X	X		2

IRL - Ireland	
4 S	SINCLAIR Dale
3 V	GILLETT Bernie
2	CLANCY Nina
1	KERR Louise
A	-

DEN - Denmark	
4 S	SOENDERGAARD-NIELSEN Camilla
3 V	HOLLINGER LARSEN Bodil
2	SOLBERG Lene
1	SUHR Hanne
A	-

Last Stone Draw		Distance
↻	CLANCY Nina	64.5cm
↻	KERR Louise	182.1cm
<b>Total</b>		<b>246.6cm</b>

Last Stone Draw		Distance
↻	SUHR Hanne	58.8cm
↻	SOENDERGAARD-NIELSEN Camilla	199.6cm
<b>Total</b>		<b>258.4cm</b>

**Note:**  
Position and function for each team member:  
4 = Fourth, 3 = Third, 2 = Second, 1 = Lead, A = Alternate, S = Skip, V = Vice-Skip

**Legend:**  
↻ Clockwise      ↻ Counter-clockwise      **LSFE(\*)** Last Stone First End  
X Unplayed/unfinished end due to concession

**DEN: Last Stone Draw distance has been revised. LSFE assignment has not been adjusted by agreement with team IRL.**



**WSSC 2025**  
Fredericton, NB, Canada

TUE 29 APR 2025  
Start Time 20:00

**World Senior Curling Championships 2025**  
Willie O'Ree Place  
**Women**



**Round Robin Session 15**  
**Group A - Sheet H**

**WORLD CURLING**

### Game Results

Sheet	Team	LSFE	1	2	3	4	5	6	7	8	Extra Ends	Total
H	CAN - Canada	*	4	4	3	0	4	2	X	X		17
	CZE - Czechia		0	0	0	1	0	0	X	X		1

CAN - Canada	
4 S	FORD JOHNSTON Atina
3 V	MORRIS Shannon
2	PICKERING Sheri
1	MORRIS Cori
A	McEWAN Lesley

CZE - Czechia	
4 V	CECHOVA Hana
3 S	VOBORNIKOVA Jana
2	HAVELKOVA Romana
1	ZIKMUNDOVA Jana
A	SIVEKOVA Vlasta

Last Stone Draw	Distance
↻ PICKERING Sheri	31.2cm
↻ FORD JOHNSTON Atina	41.8cm
<b>Total</b>	<b>73.0cm</b>

Last Stone Draw	Distance
↻ ZIKMUNDOVA Jana	199.6cm
↻ HAVELKOVA Romana	199.6cm
<b>Total</b>	<b>399.2cm</b>

**Note:**  
Position and function for each team member:  
4 = Fourth, 3 = Third, 2 = Second, 1 = Lead, A = Alternate, S = Skip, V = Vice-Skip

**Legend:**  
↻ Clockwise    ↻ Counter-clockwise    LSFE(\*) Last Stone First End  
X Unplayed/unfinished end due to concession





### Session Results and Standings

Sheet	Team	LSD/LSFE	1	2	3	4	5	6	7	8	Extra Ends	Total
F	HKG - Hong Kong, China	307.9cm	0	0	0	1	0	1	0	1		3
	SWE - Sweden	186.3cm *	1	0	1	0	1	0	3	0		6
G	AUS - Australia	370.2cm	0	3	1	0	1	0	0	2		7
	LTU - Lithuania	317.2cm *	1	0	0	2	0	0	1	0		4
J	SUI - Switzerland	232.7cm *	2	2	0	2	0	3	X	X		9
	ENG - England	312.8cm	0	0	1	0	1	0	X	X		2
K	FIN - Finland	261.2cm *	1	0	1	0	1	1	0	3	1	8
	JPN - Japan	296.4cm	0	2	0	4	0	0	1	0	0	7

### Current Standings

Group A					Group B				
Rank	Team	Games	Wins	Losses	Rank	Team	Games	Wins	Losses
1	CAN - Canada	2	2	0	1	FIN - Finland	3	3	0
2	SWE - Sweden	3	2	1	2	SCO - Scotland	2	2	0
3	JPN - Japan	3	1	2	2	USA - United States	2	2	0
4	CZE - Czechia	2	0	2	4	LAT - Latvia	3	1	2
5	HKG - Hong Kong, China	3	0	3	5	NZL - New Zealand	3	0	3

Group C				
Rank	Team	Games	Wins	Losses
1	DEN - Denmark	2	2	0
1	IRL - Ireland	2	2	0
3	SUI - Switzerland	3	2	1
4	AUS - Australia	3	1	2
4	LTU - Lithuania	3	1	2
6	ENG - England	3	0	3

**Note:**  
Under World Curling rules, tie-breaking rules for standings are not applied until after the last game of the round robin.

**Legend:**  
**LSD** Last Stone Draw                      **LSFE(\*)** Last Stone First End                      **X** Unplayed/unfinished end due to concession





**WSSC 2025**  
Fredericton, NB, Canada

**World Senior Curling Championships 2025**  
Willie O'Ree Place  
**Women**



TUE 29 APR 2025  
Start Time 12:00

**Round Robin Session 13**  
**Group A - Sheet F** **WORLD CURLING**

### Game Results

Sheet	Team	LSFE	1	2	3	4	5	6	7	8	Extra Ends	Total
F	HKG - Hong Kong, China		0	0	0	1	0	1	0	1		3
	SWE - Sweden	*	1	0	1	0	1	0	3	0		6

HKG - Hong Kong, China	
4 S	HUNG Ling-Yue
3 V	BUGG Grace
2	YAM May
1	McCULLOUGH Arena
A	-

SWE - Sweden	
4 S	NOREEN Camilla
3	LYXELL Helene
2 V	PATZ Susanne
1	BITEN Catrin
A	-

Last Stone Draw	Distance
↻ YAM May	199.6cm
↻ BUGG Grace	108.3cm
<b>Total</b>	<b>307.9cm</b>

Last Stone Draw	Distance
↻ NOREEN Camilla	19.0cm
↻ LYXELL Helene	167.3cm
<b>Total</b>	<b>186.3cm</b>

**Note:**  
Position and function for each team member:  
4 = Fourth, 3 = Third, 2 = Second, 1 = Lead, A = Alternate, S = Skip, V = Vice-Skip

**Legend:**  
↻ Clockwise                                      ↻ Counter-clockwise                                      **LSFE(\*)** Last Stone First End



### Game Results

Sheet	Team	LSFE	1	2	3	4	5	6	7	8	Extra Ends	Total
<b>G</b>	AUS - Australia		0	3	1	0	1	0	0	2		7
	LTU - Lithuania	*	1	0	0	2	0	0	1	0		4

AUS - Australia	
4 S	WILLIAMS Helen
3 V	IRVINE Kim
2	KENNEDY Adrienne
1	SWAN Carolyn
A	-

LTU - Lithuania	
4	JASAITIENE Rasa Veronika
3 S	VAICEKONYTE Asta
2 V	VALATKIENE Gaiva
1	SULINSKIENE Jolanta
A	-

Last Stone Draw		Distance
↻	SWAN Carolyn	199.6cm
↻	KENNEDY Adrienne	170.6cm
<b>Total</b>		<b>370.2cm</b>

Last Stone Draw		Distance
↻	VAICEKONYTE Asta	117.6cm
↻	JASAITIENE Rasa Veronika	199.6cm
<b>Total</b>		<b>317.2cm</b>

**Note:**  
Position and function for each team member:  
**4** = Fourth, **3** = Third, **2** = Second, **1** = Lead, **A** = Alternate, **S** = Skip, **V** = Vice-Skip

**Legend:**  
↻ Clockwise      ↻ Counter-clockwise      **LSFE(\*)** Last Stone First End





**WSSC 2025**  
Fredericton, NB, Canada

TUE 29 APR 2025  
Start Time 12:00

**World Senior Curling Championships 2025**  
Willie O'Ree Place  
Women



Round Robin Session 13  
Group C - Sheet J

**WORLD CURLING**

## Game Results

Sheet	Team	LSFE	1	2	3	4	5	6	7	8	Extra Ends	Total
J	SUI - Switzerland	*	2	2	0	2	0	3	X	X		9
	ENG - England		0	0	1	0	1	0	X	X		2

SUI - Switzerland	
4 S	ZUERCHER Marianne
3 V	KURT Marlis
2	DORNER Ruth
1	PERRET Gabriela
A	LUETHI Karin

ENG - England	
4 S	KERR Viv
3 V	TOPPING Carole
2	FIELDING Desna
1	MOAT Jean
A	-

Last Stone Draw	Distance
↻ KURT Marlis	124.3cm
↻ PERRET Gabriela	108.4cm
<b>Total</b>	<b>232.7cm</b>

Last Stone Draw	Distance
↻ FIELDING Desna	113.2cm
↻ TOPPING Carole	199.6cm
<b>Total</b>	<b>312.8cm</b>

LUETHI K replaced PERRET G at the beginning of End 5

**Note:**  
Position and function for each team member:  
4 = Fourth, 3 = Third, 2 = Second, 1 = Lead, A = Alternate, S = Skip, V = Vice-Skip

**Legend:**  
↻ Clockwise                                  ↻ Counter-clockwise                                  **LSFE(\*)** Last Stone First End  
X Unplayed/unfinished end due to concession





**WSSC 2025**  
Fredericton, NB, Canada

TUE 29 APR 2025  
Start Time 12:00

**World Senior Curling Championships 2025**  
Willie O'Ree Place  
Women



**Round Robin Session 13**  
**Group A/B - Sheet K**

**WORLD CURLING**

**Game Results**

Sheet	Team	LSFE	1	2	3	4	5	6	7	8	Extra Ends	Total
<b>K</b>	FIN - Finland	*	1	0	1	0	1	1	0	3	1	8
	JPN - Japan		0	2	0	4	0	0	1	0	0	7

FIN - Finland	
4 V	LINDSTROEM Janina
3 S	JULKUNEN Tiina
2	LOUHIVUORI Riikka
1	POLLANEN Nina
A	-

JPN - Japan	
4 S	YOSHIMURA Miyako
3 V	DEN Misako
2	HORIUCHI Tamami
1	TAKIZAWA Hiromi
A	UEHARA Makiko

Last Stone Draw		Distance
↻	LOUHIVUORI Riikka	135.4cm
↻	POLLANEN Nina	125.8cm
<b>Total</b>		<b>261.2cm</b>

Last Stone Draw		Distance
↻	DEN Misako	96.8cm
↻	TAKIZAWA Hiromi	199.6cm
<b>Total</b>		<b>296.4cm</b>

**Note:**  
Position and function for each team member:  
**4** = Fourth, **3** = Third, **2** = Second, **1** = Lead, **A** = Alternate, **S** = Skip, **V** = Vice-Skip

**Legend:**  
↻ Clockwise      ↻ Counter-clockwise      **LSFE(\*)** Last Stone First End



## Session Results and Standings

Sheet	Team	LSD/LSFE	1	2	3	4	5	6	7	8	Extra Ends	Total
K	NZL - New Zealand	335.3cm	0	0	0	1	0	0	X	X		1
	LAT - Latvia	173.3cm *	3	3	2	0	3	1	X	X		12

### Current Standings

Group A					Group B				
Rank	Team	Games	Wins	Losses	Rank	Team	Games	Wins	Losses
1	CAN - Canada	2	2	0	1	FIN - Finland	2	2	0
2	JPN - Japan	2	1	1	1	SCO - Scotland	2	2	0
2	SWE - Sweden	2	1	1	1	USA - United States	2	2	0
4	CZE - Czechia	2	0	2	4	LAT - Latvia	3	1	2
4	HKG - Hong Kong, China	2	0	2	5	NZL - New Zealand	3	0	3

Group C				
Rank	Team	Games	Wins	Losses
1	DEN - Denmark	2	2	0
1	IRL - Ireland	2	2	0
3	LTU - Lithuania	2	1	1
3	SUI - Switzerland	2	1	1
5	AUS - Australia	2	0	2
5	ENG - England	2	0	2

**Note:**  
Under World Curling rules, tie-breaking rules for standings are not applied until after the last game of the round robin.

**Legend:**  
**LSD** Last Stone Draw                      **LSFE(\*)** Last Stone First End                      **X** Unplayed/unfinished end due to concession



### Game Results

Sheet	Team	LSFE	1	2	3	4	5	6	7	8	Extra Ends	Total
K	NZL - New Zealand		0	0	0	1	0	0	X	X		1
	LAT - Latvia	*	3	3	2	0	3	1	X	X		12

NZL - New Zealand	
4 S	OLSZEWSKI Joanna
3 V	THOMAS Sandra
2	MATTHEWS Elizabeth
1	ANDERSON Merran
A	CHARKO Juliet

LAT - Latvia	
4 S	KAPOSTINA Elena
3 V	ZILE Dace
2	MILLERE Gunta
1	RUDZITE Aija
A	-

Last Stone Draw	Distance
🕒 THOMAS Sandra	135.7cm
🕒 MATTHEWS Elizabeth	199.6cm
<b>Total</b>	<b>335.3cm</b>

Last Stone Draw	Distance
🕒 ZILE Dace	45.1cm
🕒 KAPOSTINA Elena	128.2cm
<b>Total</b>	<b>173.3cm</b>

**Note:**  
Position and function for each team member:  
4 = Fourth, 3 = Third, 2 = Second, 1 = Lead, A = Alternate, S = Skip, V = Vice-Skip

**Legend:**  
🕒 Clockwise                                      🕒 Counter-clockwise                                      **LSFE(\*)** Last Stone First End  
X Unplayed/unfinished end due to concession



### Session Results and Standings

Sheet	Team	LSD/LSFE	1	2	3	4	5	6	7	8	Extra Ends	Total
G	JPN - Japan	101.2cm *	1	2	0	2	2	2	X	X		9
	HKG - Hong Kong, China	211.3cm	0	0	1	0	0	0	X	X		1
L	ENG - England	286.9cm	0	0	1	0	1	1	1	0	0	4
	LTU - Lithuania	232.2cm *	2	1	0	1	0	0	0	0	3	7

### Current Standings

Group A					Group B				
Rank	Team	Games	Wins	Losses	Rank	Team	Games	Wins	Losses
1	CAN - Canada	2	2	0	1	FIN - Finland	2	2	0
2	JPN - Japan	2	1	1	1	SCO - Scotland	2	2	0
2	SWE - Sweden	2	1	1	1	USA - United States	2	2	0
4	CZE - Czechia	2	0	2	4	LAT - Latvia	2	0	2
4	HKG - Hong Kong, China	2	0	2	4	NZL - New Zealand	2	0	2
Group C									
Rank	Team	Games	Wins	Losses					
1	DEN - Denmark	2	2	0					
1	IRL - Ireland	2	2	0					
3	LTU - Lithuania	2	1	1					
3	SUI - Switzerland	2	1	1					
5	AUS - Australia	2	0	2					
5	ENG - England	2	0	2					

**Note:**  
Under World Curling rules, tie-breaking rules for standings are not applied until after the last game of the round robin.

**Legend:**  
LSD Last Stone Draw   LSFE(\*) Last Stone First End   X Unplayed/unfinished end due to concession





WSSC 2025  
Fredericton, NB, Canada

MON 28 APR 2025  
Start Time 20:00

World Senior Curling Championships 2025  
Willie O'Ree Place  
Women



Round Robin Session 11  
Group A - Sheet G

WORLD  
CURLING

### Game Results

Sheet	Team	LSFE	1	2	3	4	5	6	7	8	Extra Ends	Total
G	JPN - Japan	*	1	2	0	2	2	2	X	X		9
	HKG - Hong Kong, China		0	0	1	0	0	0	X	X		1

JPN - Japan	
4 S	YOSHIMURA Miyako
3 V	DEN Misako
2	HORIUCHI Tamami
1	UEHARA Makiko
A	TAKIZAWA Hiromi

HKG - Hong Kong, China	
4 S	HUNG Ling-Yue
3 V	BUGG Grace
2	YAM May
1	McCULLOUGH Arena
A	-

Last Stone Draw	Distance
↻ HORIUCHI Tamami	69.6cm
↻ YOSHIMURA Miyako	31.6cm
<b>Total</b>	<b>101.2cm</b>

Last Stone Draw	Distance
↻ BUGG Grace	11.7cm
↻ YAM May	199.6cm
<b>Total</b>	<b>211.3cm</b>

**Note:**  
Position and function for each team member:  
4 = Fourth, 3 = Third, 2 = Second, 1 = Lead, A = Alternate, S = Skip, V = Vice-Skip

**Legend:**  
↻ Clockwise      ↻ Counter-clockwise      LSFE(\*) Last Stone First End  
X Unplayed/unfinished end due to concession



### Game Results

Sheet	Team	LSFE	1	2	3	4	5	6	7	8	Extra Ends	Total
L	ENG - England		0	0	1	0	1	1	1	0	0	4
	LTU - Lithuania	*	2	1	0	1	0	0	0	0	3	7

ENG - England	
4 S	KERR Viv
3 V	TOPPING Carole
2	FIELDING Desna
1	MOAT Jean
A	-

LTU - Lithuania	
4	JASAITIENE Rasa Veronika
3 S	VAICEKONYTE Asta
2 V	VALATKIENE Gaiva
1	SULINSKIENE Jolanta
A	-

Last Stone Draw		Distance
↻	KERR Viv	199.6cm
↻	MOAT Jean	87.3cm
<b>Total</b>		<b>286.9cm</b>

Last Stone Draw		Distance
↻	SULINSKIENE Jolanta	32.6cm
↻	VALATKIENE Gaiva	199.6cm
<b>Total</b>		<b>232.2cm</b>

**Note:**  
Position and function for each team member:  
4 = Fourth, 3 = Third, 2 = Second, 1 = Lead, A = Alternate, S = Skip, V = Vice-Skip

**Legend:**  
↻ Clockwise      ↻ Counter-clockwise      **LSFE(\*)** Last Stone First End



**MON 28 APR 2025**  
Start Time 16:00

**Round Robin Session 10**

**WORLD CURLING**

### Session Results and Standings

Sheet	Team	LSD/LSFE	1	2	3	4	5	6	7	8	Extra Ends	Total
L	USA - United States	207.4cm	2	0	0	1	0	4	2	X		9
	CZE - Czechia	121.8cm *	0	3	0	0	1	0	0	X		4

### Current Standings

Group A					Group B				
Rank	Team	Games	Wins	Losses	Rank	Team	Games	Wins	Losses
1	CAN - Canada	2	2	0	1	FIN - Finland	2	2	0
2	SWE - Sweden	2	1	1	1	SCO - Scotland	2	2	0
3	HKG - Hong Kong, China	1	0	1	1	USA - United States	2	2	0
3	JPN - Japan	1	0	1	4	LAT - Latvia	2	0	2
5	CZE - Czechia	2	0	2	4	NZL - New Zealand	2	0	2

Group C				
Rank	Team	Games	Wins	Losses
1	DEN - Denmark	2	2	0
1	IRL - Ireland	2	2	0
3	SUI - Switzerland	2	1	1
4	ENG - England	1	0	1
4	LTU - Lithuania	1	0	1
6	AUS - Australia	2	0	2

**Note:**  
Under World Curling rules, tie-breaking rules for standings are not applied until after the last game of the round robin.

**Legend:**  
LSD Last Stone Draw                      LSFE(\*) Last Stone First End                      X Unplayed/unfinished end due to concession



**WSCC 2025**  
Fredericton, NB, Canada

MON 28 APR 2025  
Start Time 16:00

**World Senior Curling Championships 2025**  
Willie O'Ree Place  
**Women**



**Round Robin Session 10**  
**Group A/B - Sheet L** **WORLD CURLING**

### Game Results

Sheet	Team	LSFE	1	2	3	4	5	6	7	8	Extra Ends	Total
L	USA - United States		2	0	0	1	0	4	2	X		9
	CZE - Czechia	*	0	3	0	0	1	0	0	X		4

USA - United States	
4 S	SMITH Margie
3 V	OLEARY Norma
2	KINNEY Shelly
1	KOSAL Shelly
A	-

CZE - Czechia	
4 V	CECHOVA Hana
3 S	VOBORNIKOVA Jana
2	HAVELKOVA Romana
1	SIVEKOVA Vlasta
A	ZIKMUNDOVA Jana

Last Stone Draw	Distance
☻ OLEARY Norma	129.0cm
☽ KINNEY Shelly	78.4cm
<b>Total</b>	<b>207.4cm</b>

Last Stone Draw	Distance
☻ CECHOVA Hana	73.2cm
☽ VOBORNIKOVA Jana	48.6cm
<b>Total</b>	<b>121.8cm</b>

**Note:**  
Position and function for each team member:  
4 = Fourth, 3 = Third, 2 = Second, 1 = Lead, A = Alternate, S = Skip, V = Vice-Skip

**Legend:**  
☻ Clockwise      ☽ Counter-clockwise      **LSFE(\*)** Last Stone First End  
X Unplayed/unfinished end due to concession





### Session Results and Standings

Sheet	Team	LSD/LSFE	1	2	3	4	5	6	7	8	Extra Ends	Total
<b>G</b>	FIN - Finland	162.6cm *	3	2	1	1	0	2	X	X		9
	NZL - New Zealand	220.8cm	0	0	0	0	1	0	X	X		1
<b>H</b>	LAT - Latvia	263.2cm	0	0	0	0	1	0	X	X		1
	SCO - Scotland	42.8cm *	4	2	1	1	0	2	X	X		10
<b>J</b>	DEN - Denmark	210.2cm *	2	0	3	1	4	0	X	X		10
	AUS - Australia	328.3cm	0	1	0	0	0	1	X	X		2
<b>K</b>	CAN - Canada	235.1cm *	1	0	0	2	0	2	1	X		6
	SWE - Sweden	399.2cm	0	0	0	0	3	0	0	X		3
<b>L</b>	SUI - Switzerland	399.2cm	0	0	2	0	1	0	2	0		5
	IRL - Ireland	115.8cm *	0	3	0	1	0	1	0	1		6

### Current Standings

Group A					Group B				
Rank	Team	Games	Wins	Losses	Rank	Team	Games	Wins	Losses
1	CAN - Canada	2	2	0	1	FIN - Finland	2	2	0
2	SWE - Sweden	2	1	1	1	SCO - Scotland	2	2	0
3	CZE - Czechia	1	0	1	3	USA - United States	1	1	0
3	HKG - Hong Kong, China	1	0	1	4	LAT - Latvia	2	0	2
3	JPN - Japan	1	0	1	4	NZL - New Zealand	2	0	2

Group C				
Rank	Team	Games	Wins	Losses
1	DEN - Denmark	2	2	0
1	IRL - Ireland	2	2	0
3	SUI - Switzerland	2	1	1
4	ENG - England	1	0	1
4	LTU - Lithuania	1	0	1
6	AUS - Australia	2	0	2

**Note:**  
Under World Curling rules, tie-breaking rules for standings are not applied until after the last game of the round robin.

**Legend:**  
**LSD** Last Stone Draw                      **LSFE(\*)** Last Stone First End                      **X** Unplayed/unfinished end due to concession





**WSCC 2025**  
Fredericton, NB, Canada

MON 28 APR 2025  
Start Time 12:00

**World Senior Curling Championships 2025**  
Willie O'Ree Place  
**Women**



**Round Robin Session 9**  
**Group B - Sheet G** **WORLD CURLING**

### Game Results

Sheet	Team	LSFE	1	2	3	4	5	6	7	8	Extra Ends	Total
G	FIN - Finland	*	3	2	1	1	0	2	X	X		9
	NZL - New Zealand		0	0	0	0	1	0	X	X		1

FIN - Finland	
4 V	LINDSTROEM Janina
3 S	JULKUNEN Tiina
2	LOUHIVUORI Riikka
1	POLLANEN Nina
A	-

NZL - New Zealand	
4 S	OLSZEWSKI Joanna
3 V	THOMAS Sandra
2	ANDERSON Merran
1	CHARKO Juliet
A	MATTHEWS Elizabeth

<b>Last Stone Draw</b>	Distance	<b>Last Stone Draw</b>	Distance
↻ JULKUNEN Tiina	99.7cm	↻ OLSZEWSKI Joanna	178.9cm
↻ LINDSTROEM Janina	62.9cm	↻ ANDERSON Merran	41.9cm
<b>Total</b>	<b>162.6cm</b>	<b>Total</b>	<b>220.8cm</b>

**Note:**  
Position and function for each team member:  
4 = Fourth, 3 = Third, 2 = Second, 1 = Lead, A = Alternate, S = Skip, V = Vice-Skip

**Legend:**  
↻ Clockwise                          ↻ Counter-clockwise                          **LSFE(\*)** Last Stone First End  
X Unplayed/unfinished end due to concession



**WSSC 2025**  
Fredericton, NB, Canada

**World Senior Curling Championships 2025**  
Willie O'Ree Place  
Women



MON 28 APR 2025  
Start Time 12:00

**Round Robin Session 9**  
**Group B - Sheet H**

**WORLD**  
**CURLING**

**Game Results**

Sheet	Team	LSFE	1	2	3	4	5	6	7	8	Extra Ends	Total
H	LAT - Latvia		0	0	0	0	1	0	X	X		1
	SCO - Scotland	*	4	2	1	1	0	2	X	X		10

<b>LAT - Latvia</b>	
4 S	KAPOSTINA Elena
3 V	ZILE Dace
2	MILLERE Gunta
1	RUDZITE Aija
A	-

<b>SCO - Scotland</b>	
4 S	LOCKHART Jackie
3 V	MILNE Mairi
2	MILNE Claire
1	LOUDON Katie
A	-

**Last Stone Draw**

↻	RUDZITE Aija	Distance	199.6cm
↻	MILLERE Gunta	Distance	63.6cm
<b>Total</b>		<b>Distance</b>	<b>263.2cm</b>

**Last Stone Draw**

↻	MILNE Claire	Distance	27.0cm
↻	MILNE Mairi	Distance	15.8cm
<b>Total</b>		<b>Distance</b>	<b>42.8cm</b>

**Note:**  
Position and function for each team member:  
4 = Fourth, 3 = Third, 2 = Second, 1 = Lead, A = Alternate, S = Skip, V = Vice-Skip

**Legend:**  
↻ Clockwise      ↻ Counter-clockwise      LSFE(\*) Last Stone First End  
X Unplayed/unfinished end due to concession



**Game Results**

Sheet	Team	LSFE	1	2	3	4	5	6	7	8	Extra Ends	Total
J	DEN - Denmark	*	2	0	3	1	4	0	X	X		10
	AUS - Australia		0	1	0	0	0	1	X	X		2

DEN - Denmark	
4 S	SOENDERGAARD-NIELSEN Camilla
3 V	HOLLINGER LARSEN Bodil
2	SOLBERG Lene
1	SUHR Hanne
A	-

AUS - Australia	
4 S	WILLIAMS Helen
3 V	IRVINE Kim
2	KENNEDY Adrienne
1	SWAN Carolyn
A	-

Last Stone Draw		Distance
↻	HOLLINGER LARSEN Bodil	85.7cm
↻	SOLBERG Lene	124.5cm
<b>Total</b>		<b>210.2cm</b>

Last Stone Draw		Distance
↻	WILLIAMS Helen	199.6cm
↻	IRVINE Kim	128.7cm
<b>Total</b>		<b>328.3cm</b>

**Note:**  
Position and function for each team member:  
4 = Fourth, 3 = Third, 2 = Second, 1 = Lead, A = Alternate, S = Skip, V = Vice-Skip

**Legend:**  
↻ Clockwise    ↻ Counter-clockwise    **LSFE(\*)** Last Stone First End  
X Unplayed/unfinished end due to concession



### Game Results

Sheet	Team	LSFE	1	2	3	4	5	6	7	8	Extra Ends	Total
<b>K</b>	CAN - Canada	*	1	0	0	2	0	2	1	X		6
	SWE - Sweden		0	0	0	0	3	0	0	X		3

CAN - Canada	
4 S	FORD JOHNSTON Atina
3 V	MORRIS Shannon
2	PICKERING Sheri
1	MORRIS Cori
A	McEWAN Lesley

SWE - Sweden	
4 S	NOREEN Camilla
3	LYXELL Helene
2 V	PATZ Susanne
1	BITEN Catrin
A	-

Last Stone Draw		Distance
↻	MORRIS Cori	35.5cm
↻	MORRIS Shannon	199.6cm
<b>Total</b>		<b>235.1cm</b>

Last Stone Draw		Distance
↻	BITEN Catrin	199.6cm
↻	PATZ Susanne	199.6cm
<b>Total</b>		<b>399.2cm</b>

**Note:**  
Position and function for each team member:  
4 = Fourth, 3 = Third, 2 = Second, 1 = Lead, A = Alternate, S = Skip, V = Vice-Skip

**Legend:**  
↻ Clockwise    ↻ Counter-clockwise    **LSFE(\*)** Last Stone First End  
X Unplayed/unfinished end due to concession



**Game Results**

Sheet	Team	LSFE	1	2	3	4	5	6	7	8	Extra Ends	Total
L	SUI - Switzerland		0	0	2	0	1	0	2	0		5
	IRL - Ireland	*	0	3	0	1	0	1	0	1		6

SUI - Switzerland	
4 S	ZUERCHER Marianne
3 V	KURT Marlis
2	DORNER Ruth
1	PERRET Gabriela
A	LUETHI Karin

IRL - Ireland	
4 S	SINCLAIR Dale
3 V	GILLETT Bernie
2	CLANCY Nina
1	KERR Louise
A	-

Last Stone Draw		Distance
↻	DORNER Ruth	199.6cm
↻	ZUERCHER Marianne	199.6cm
<b>Total</b>		<b>399.2cm</b>

Last Stone Draw		Distance
↻	GILLETT Bernie	48.9cm
↻	SINCLAIR Dale	66.9cm
<b>Total</b>		<b>115.8cm</b>

**Note:**  
Position and function for each team member:  
**4** = Fourth, **3** = Third, **2** = Second, **1** = Lead, **A** = Alternate, **S** = Skip, **V** = Vice-Skip

**Legend:**  
↻ Clockwise                      ↻ Counter-clockwise                      **LSFE(\*)** Last Stone First End



### Session Results and Standings

Sheet	Team	LSD/LSFE	1	2	3	4	5	6	7	8	Extra Ends	Total
H	USA - United States	242.9cm *	0	2	0	3	1	3	X	X		9
	NZL - New Zealand	306.2cm	1	0	2	0	0	0	X	X		3
K	SCO - Scotland	36.1cm *	2	1	0	2	2	4	0	X		11
	HKG - Hong Kong, China	136.3cm	0	0	1	0	0	0	1	X		2

### Current Standings

Group A					Group B				
Rank	Team	Games	Wins	Losses	Rank	Team	Games	Wins	Losses
1	CAN - Canada	1	1	0	1	FIN - Finland	1	1	0
1	SWE - Sweden	1	1	0	1	SCO - Scotland	1	1	0
3	CZE - Czechia	1	0	1	1	USA - United States	1	1	0
3	HKG - Hong Kong, China	1	0	1	4	LAT - Latvia	1	0	1
3	JPN - Japan	1	0	1	4	NZL - New Zealand	1	0	1

Group C				
Rank	Team	Games	Wins	Losses
1	DEN - Denmark	1	1	0
1	IRL - Ireland	1	1	0
1	SUI - Switzerland	1	1	0
4	AUS - Australia	1	0	1
4	ENG - England	1	0	1
4	LTU - Lithuania	1	0	1

**Note:**  
Under World Curling rules, tie-breaking rules for standings are not applied until after the last game of the round robin.

**Legend:**  
**LSD** Last Stone Draw                      **LSFE(\*)** Last Stone First End                      **X** Unplayed/unfinished end due to concession



**WSSC 2025**  
Fredericton, NB, Canada

SUN 27 APR 2025  
Start Time 12:00

**World Senior Curling Championships 2025**  
Willie O'Ree Place  
**Women**



**Round Robin Session 5**  
**Group B - Sheet H** **WORLD CURLING**

### Game Results

Sheet	Team	LSFE	1	2	3	4	5	6	7	8	Extra Ends	Total
H	USA - United States	*	0	2	0	3	1	3	X	X		9
	NZL - New Zealand		1	0	2	0	0	0	X	X		3

USA - United States	
4 S	SMITH Margie
3 V	OLEARY Norma
2	KINNEY Shelly
1	KOSAL Shelly
A	-

NZL - New Zealand	
4 S	OLSZEWSKI Joanna
3 V	THOMAS Sandra
2	MATTHEWS Elizabeth
1	ANDERSON Merran
A	CHARKO Juliet

Last Stone Draw		Distance
↻	KOSAL Shelly	84.6cm
↻	SMITH Margie	158.3cm
<b>Total</b>		<b>242.9cm</b>

Last Stone Draw		Distance
↻	MATTHEWS Elizabeth	106.6cm
↻	THOMAS Sandra	199.6cm
<b>Total</b>		<b>306.2cm</b>

**Note:**  
Position and function for each team member:  
4 = Fourth, 3 = Third, 2 = Second, 1 = Lead, A = Alternate, S = Skip, V = Vice-Skip

**Legend:**  
↻ Clockwise      ↻ Counter-clockwise      LSFE(\*) Last Stone First End  
X Unplayed/unfinished end due to concession







### Game Results

Sheet	Team	LSFE	1	2	3	4	5	6	7	8	Extra Ends	Total
K	SCO - Scotland	*	2	1	0	2	2	4	0	X		11
	HKG - Hong Kong, China		0	0	1	0	0	0	1	X		2

SCO - Scotland	
4 S	LOCKHART Jackie
3 V	MILNE Mairi
2	MILNE Claire
1	LOUDON Katie
A	-

HKG - Hong Kong, China	
4 S	HUNG Ling-Yue
3 V	BUGG Grace
2	YAM May
1	McCULLOUGH Arena
A	-

Last Stone Draw		Distance
↻	LOUDON Katie	17.5cm
↺	LOCKHART Jackie	18.6cm
<b>Total</b>		<b>36.1cm</b>

Last Stone Draw		Distance
↻	HUNG Ling-Yue	8.6cm
↺	McCULLOUGH Arena	127.7cm
<b>Total</b>		<b>136.3cm</b>

**Note:**  
Position and function for each team member:  
4 = Fourth, 3 = Third, 2 = Second, 1 = Lead, A = Alternate, S = Skip, V = Vice-Skip

**Legend:**  
↻ Clockwise    ↺ Counter-clockwise    LSFE(\*) Last Stone First End  
X Unplayed/unfinished end due to concession



### Session Results and Standings

Sheet	Team	LSD/LSFE	1	2	3	4	5	6	7	8	Extra Ends	Total
F	LTU - Lithuania	399.2cm	0	0	0	2	0	1	0	X		3
	SUI - Switzerland	222.4cm *	1	1	3	0	3	0	5	X		13
G	SWE - Sweden	259.0cm *	3	3	1	1	2	0	X	X		10
	CZE - Czechia	390.5cm	0	0	0	0	0	1	X	X		1
H	DEN - Denmark	399.2cm	1	0	1	2	1	0	0	4		9
	ENG - England	226.9cm *	0	1	0	0	0	1	3	0		5
J	JPN - Japan	279.3cm *	1	0	1	0	1	0	1	0		4
	CAN - Canada	345.0cm	0	0	0	2	0	3	0	1		6
K	AUS - Australia	129.1cm *	0	0	0	1	1	0	1	0		3
	IRL - Ireland	228.2cm	1	0	1	0	0	2	0	2		6
L	FIN - Finland	399.2cm	0	1	1	3	0	2	0	3		10
	LAT - Latvia	170.2cm *	4	0	0	0	2	0	1	0		7

### Current Standings

Group A					Group B				
Rank	Team	Games	Wins	Losses	Rank	Team	Games	Wins	Losses
1	CAN - Canada	1	1	0	1	FIN - Finland	1	1	0
1	SWE - Sweden	1	1	0	2	LAT - Latvia	1	0	1
3	CZE - Czechia	1	0	1		NZL - New Zealand	0		
3	JPN - Japan	1	0	1		SCO - Scotland	0		
	HKG - Hong Kong, China	0				USA - United States	0		
Group C									
Rank	Team	Games	Wins	Losses					
1	DEN - Denmark	1	1	0					
1	IRL - Ireland	1	1	0					
1	SUI - Switzerland	1	1	0					
4	AUS - Australia	1	0	1					
4	ENG - England	1	0	1					
4	LTU - Lithuania	1	0	1					

**Note:**  
Under World Curling rules, tie-breaking rules for standings are not applied until after the last game of the round robin.

**Legend:**  
**LSD** Last Stone Draw                      **LSFE(\*)** Last Stone First End                      **X** Unplayed/unfinished end due to concession



**Game Results**

Sheet	Team	LSFE	1	2	3	4	5	6	7	8	Extra Ends	Total
<b>F</b>	LTU - Lithuania		0	0	0	2	0	1	0	X		3
	SUI - Switzerland	*	1	1	3	0	3	0	5	X		13

LTU - Lithuania	
4	JASAITIENE Rasa Veronika
3 S	VAICEKONYTE Asta
2 V	VALATKIENE Gaiva
1	SULINSKIENE Jolanta
A	-

SUI - Switzerland	
4 S	ZUERCHER Marianne
3 V	KURT Marlis
2	DORNER Ruth
1	PERRET Gabriela
A	LUETHI Karin

Last Stone Draw		Distance
↻	JASAITIENE Rasa Veronika	199.6cm
↻	VAICEKONYTE Asta	199.6cm
<b>Total</b>		<b>399.2cm</b>

Last Stone Draw		Distance
↻	PERRET Gabriela	85.0cm
↻	KURT Marlis	137.4cm
<b>Total</b>		<b>222.4cm</b>

**Note:**  
Position and function for each team member:  
4 = Fourth, 3 = Third, 2 = Second, 1 = Lead, A = Alternate, S = Skip, V = Vice-Skip

**Legend:**  
↻ Clockwise                                  ↻ Counter-clockwise                                  **LSFE(\*)** Last Stone First End  
X Unplayed/unfinished end due to concession





### Game Results

Sheet	Team	LSFE	1	2	3	4	5	6	7	8	Extra Ends	Total
H	DEN - Denmark		1	0	1	2	1	0	0	4		9
	ENG - England	*	0	1	0	0	0	1	3	0		5

DEN - Denmark	
4 S	SOENDERGAARD-NIELSEN Camilla
3 V	HOLLINGER LARSEN Bodil
2	SOLBERG Lene
1	SUHR Hanne
A	-

ENG - England	
4 S	KERR Viv
3 V	TOPPING Carole
2	FIELDING Desna
1	MOAT Jean
A	-

Last Stone Draw		Distance
↻	SOENDERGAARD-NIELSEN Camilla	199.6cm
↻	SUHR Hanne	199.6cm
<b>Total</b>		<b>399.2cm</b>

Last Stone Draw		Distance
↻	TOPPING Carole	199.6cm
↻	FIELDING Desna	27.3cm
<b>Total</b>		<b>226.9cm</b>

**Note:**  
Position and function for each team member:  
**4** = Fourth, **3** = Third, **2** = Second, **1** = Lead, **A** = Alternate, **S** = Skip, **V** = Vice-Skip

**Legend:**  
↻ Clockwise      ↻ Counter-clockwise      **LSFE(\*)** Last Stone First End



**WSCC 2025**  
Fredericton, NB, Canada

SUN 27 APR 2025  
Start Time 8:00

**World Senior Curling Championships 2025**  
Willie O'Ree Place  
Women



**Round Robin Session 4**  
Group A - Sheet J

**WORLD  
CURLING**

### Game Results

Sheet	Team	LSFE	1	2	3	4	5	6	7	8	Extra Ends	Total
J	JPN - Japan	*	1	0	1	0	1	0	1	0		4
	CAN - Canada		0	0	0	2	0	3	0	1		6

JPN - Japan	
4 S	YOSHIMURA Miyako
3 V	DEN Misako
2	HORIUCHI Tamami
1	TAKIZAWA Hiromi
A	UEHARA Makiko

CAN - Canada	
4 S	FORD JOHNSTON Atina
3 V	MORRIS Shannon
2	PICKERING Sheri
1	MORRIS Cori
A	McEWAN Lesley

Last Stone Draw	Distance
↻ TAKIZAWA Hiromi	199.6cm
↻ DEN Misako	79.7cm
<b>Total</b>	<b>279.3cm</b>

Last Stone Draw	Distance
↻ FORD JOHNSTON Atina	145.4cm
↻ PICKERING Sheri	199.6cm
<b>Total</b>	<b>345.0cm</b>

**Note:**  
Position and function for each team member:  
**4** = Fourth, **3** = Third, **2** = Second, **1** = Lead, **A** = Alternate, **S** = Skip, **V** = Vice-Skip

**Legend:**  
↻ Clockwise      ↻ Counter-clockwise      **LSFE(\*)** Last Stone First End





### Game Results

Sheet	Team	LSFE	1	2	3	4	5	6	7	8	Extra Ends	Total
K	AUS - Australia	*	0	0	0	1	1	0	1	0		3
	IRL - Ireland		1	0	1	0	0	2	0	2		6

AUS - Australia	
4 S	WILLIAMS Helen
3 V	IRVINE Kim
2	KENNEDY Adrienne
1	SWAN Carolyn
A	-

IRL - Ireland	
4 S	SINCLAIR Dale
3 V	GILLETT Bernie
2	CLANCY Nina
1	KERR Louise
A	-

Last Stone Draw		Distance
↻	IRVINE Kim	116.2cm
↻	WILLIAMS Helen	12.9cm
<b>Total</b>		<b>129.1cm</b>

Last Stone Draw		Distance
↻	SINCLAIR Dale	177.6cm
↻	GILLETT Bernie	50.6cm
<b>Total</b>		<b>228.2cm</b>

**Note:**  
Position and function for each team member:  
4 = Fourth, 3 = Third, 2 = Second, 1 = Lead, A = Alternate, S = Skip, V = Vice-Skip

**Legend:**  
↻ Clockwise      ↻ Counter-clockwise      **LSFE(\*)** Last Stone First End



### Game Results

Sheet	Team	LSFE	1	2	3	4	5	6	7	8	Extra Ends	Total
L	FIN - Finland		0	1	1	3	0	2	0	3		10
	LAT - Latvia	*	4	0	0	0	2	0	1	0		7

FIN - Finland	
4 V	LINDSTROEM Janina
3 S	JULKUNEN Tiina
2	LOUHIVUORI Riikka
1	POLLANEN Nina
A	-

LAT - Latvia	
4 S	KAPOSTINA Elena
3 V	ZILE Dace
2	MILLERE Gunta
1	RUDZITE Aija
A	-

Last Stone Draw		Distance
↻	POLLANEN Nina	199.6cm
↻	LOUHIVUORI Riikka	199.6cm
<b>Total</b>		<b>399.2cm</b>

Last Stone Draw		Distance
↻	KAPOSTINA Elena	33.6cm
↻	ZILE Dace	136.6cm
<b>Total</b>		<b>170.2cm</b>

**Note:**  
Position and function for each team member:  
**4** = Fourth, **3** = Third, **2** = Second, **1** = Lead, **A** = Alternate, **S** = Skip, **V** = Vice-Skip

**Legend:**  
↻ Clockwise      ↻ Counter-clockwise      **LSFE(\*)** Last Stone First End





## Entry List by Event

As of THU 24 APR 2025

<b>AUS - Australia</b>		<b>Group C</b>
4 S	WILLIAMS Helen	R
3 V	IRVINE Kim	R
2	KENNEDY Adrienne	R
1	SWAN Carolyn	R
A	-	
C	WESTMAN Barry	
O	MARSHALL Perry (CAN)	
O	WESTMAN Shirley	

<b>FIN - Finland</b>		<b>Group B</b>
4 V	LINDSTROEM Janina	R
3 S	JULKUNEN Tiina	R
2	LOUHIVUORI Riikka	R
1	POLLANEN Nina	R
A	-	
C	-	
O	-	
O	-	

<b>CAN - Canada</b>		<b>Group A</b>
4 S	FORD JOHNSTON Atina	R
3 V	MORRIS Shannon	R
2	PICKERING Sheri	R
1	MORRIS Cori	R
A	McEWAN Lesley	R
C	-	
O	-	
O	-	

<b>HKG - Hong Kong, China</b>		<b>Group A</b>
4 S	HUNG Ling-Yue	R
3 V	BUGG Grace	R
2	YAM May	R
1	McCULLOUGH Arena	R
A	-	
C	BUGG Ken (CAN)	
O	McCULLOUGH Gary (CAN)	
O	-	

<b>CZE - Czechia</b>		<b>Group A</b>
4 V	CECHOVA Hana	R
3 S	VOBORNIKOVA Jana	R
2	HAVELKOVA Romana	R
1	ZIKMUNDOVA Jana	R
A	SIVEKOVA Vlasta	L
C	-	
O	FENCL Jan	
O	-	

<b>IRL - Ireland</b>		<b>Group C</b>
4 S	SINCLAIR Dale	R
3 V	GILLETT Bernie	R
2	CLANCY Nina	R
1	KERR Louise	L
A	-	
C	SINCLAIR Colin (CAN)	
O	GILLETT Tom (CAN)	
O	NICKLE Sheila	

<b>DEN - Denmark</b>		<b>Group C</b>
4 S	SOENDERGAARD-NIELSEN Camilla	R
3 V	HOLLINGER LARSEN Bodil	L
2	SOLBERG Lene	R
1	SUHR Hanne	L
A	-	
C	TIDMAND Soeren	
O	-	
O	-	

<b>JPN - Japan</b>		<b>Group A</b>
4 S	YOSHIMURA Miyako	R
3 V	DEN Misako	R
2	HORIUCHI Tamami	R
1	TAKIZAWA Hiromi	R
A	UEHARA Makiko	R
C	DEN Naofumi	
T	SONOYAMA Daisuke	
O	TAKIMOTO Yuka	

<b>ENG - England</b>		<b>Group C</b>
4 S	KERR Viv	R
3 V	TOPPING Carole	R
2	FIELDING Desna	R
1	MOAT Jean	R
A	-	
C	KERR Chris	
2C	MOAT Brian	
O	TOPPING Peter	

<b>LAT - Latvia</b>		<b>Group B</b>
4 S	KAPOSTINA Elena	R
3 V	ZILE Dace	R
2	MILLERE Gunta	R
1	RUDZITE Aija	R
A	-	
C	REGZA Ansis	
O	-	
O	-	



## Entry List by Event

As of THU 24 APR 2025

LTU - Lithuania		Group C
4 S	VAICEKONYTE Asta	R
3	JASAITIENE Rasa Veronika	R
2 V	VALATKIENE Gaiva	R
1	SULINSKIENE Jolanta	R
A	-	
C	JANULEVICIUTE Lina	
O	-	
O	-	

SUI - Switzerland		Group C
4 S	ZUERCHER Marianne	R
3 V	KURT Marlis	R
2	DORNER Ruth	R
1	PERRET Gabriela	R
A	LUETHI Karin	L
C	KURT Gerhard	
O	-	
O	-	

NZL - New Zealand		Group B
4 S	OLSZEWSKI Joanna	R
3 V	THOMAS Sandra	R
2	MATTHEWS Elizabeth	R
1	ANDERSON Merran	R
A	CHARKO Juliet	R
C	MACLEAN Carole (CAN)	
O	CHARKO Doug	
O	-	

SWE - Sweden		Group A
4 S	NOREEN Camilla	R
3	LYXELL Helene	R
2 V	PATZ Susanne	L
1	BITEN Catrin	R
A	-	
C	NOREEN Per	
O	-	
O	-	

SCO - Scotland		Group B
4 S	LOCKHART Jackie	R
3 V	MILNE Mairi	R
2	MILNE Claire	R
1	LOUDON Katie	R
A	-	
C	-	
O	-	
O	-	

USA - United States		Group B
4 S	SMITH Margie	R
3 V	OLEARY Norma	R
2	KINNEY Shelly	R
1	KOSAL Shelly	L
A	-	
C	-	
O	-	
O	-	

**Note:**

Position and function for each team member:

**4** = Fourth, **3** = Third, **2** = Second, **1** = Lead, **A** = Alternate, **S** = Skip, **V** = Vice-Skip

**C** = Coach, **2C** = 2nd Team Coach, **NC** = National Coach, **T** = Translator, **O** = Team Official

**Legend:**

**L** Left-handed

**R** Right-handed



## Competition Officials

As of SUN 27 APR 2025

Function	Name	Organisation
<b>World Curling President:</b>	WELLING Beau	USA - United States
<b>World Curling Head of Competitions:</b>	ROETHLISBERGER Eeva	SUI - Switzerland
<b>World Curling Head of Development:</b>	ARNOLD Scott	CAN - Canada
<b>World Curling Technical Delegate:</b>	GORDON Rob	CAN - Canada
<b>Chief Umpire:</b>	McCANN Jerry	CAN - Canada
<b>Deputy Chief Umpire:</b>	SEPHTON Tom	CAN - Canada
<b>Timing Supervisors:</b>	HAWKES Paul REID Les	CAN - Canada CAN - Canada
<b>Chief Ice Technician:</b>	MASON Joe	CAN - Canada
<b>Deputy Chief Ice Technician:</b>	BENSON Eldie	CAN - Canada

