



## RESULTS SUMMARY



**World Senior Curling Championship 2025**

**Women**

**Fredericton, NB, CAN**

**26 April - 3 May 2025**





**WSSC 2025**  
Fredericton, NB, Canada

SAT 3 MAY 2025

**World Senior Curling Championships 2025**  
Willie O'Ree Place  
**Women**



## Medallists

Medal	Country	Name	Position - Function
GOLD	SCO - Scotland	LOCKHART Jackie	4 S
		MILNE Mairi	3
		MILNE Claire	2
		LOUDON Katie	1
SILVER	CAN - Canada	FORD JOHNSTON Atina	4 S
		MORRIS Shannon	3
		PICKERING Sheri	2
		MORRIS Cori	1
		McEWAN Lesley	A
BRONZE	IRL - Ireland	SINCLAIR Dale	4 S
		GILLETT Bernie	3
		CLANCY Nina	2
		KERR Louise	1
		SINCLAIR Colin	C

**Note:**

Position and function for each team member:

**4** = Fourth, **3** = Third, **2** = Second, **1** = Lead, **A** = Alternate, **S** = Skip, **C** = Coach



## Final Standings

Rank	Team	Players	Position - Function	Group Rank	DSC
1	SCO - Scotland	LOCKHART Jackie	4 S		
		MILNE Mairi	3 V		
		MILNE Claire	2		
		LOUDON Katie	1		
		-	A		
		-	C		
2	CAN - Canada	FORD JOHNSTON Atina	4 S		
		MORRIS Shannon	3 V		
		PICKERING Sheri	2		
		MORRIS Cori	1		
		McEWAN Lesley	A		
		-	C		
3	IRL - Ireland	SINCLAIR Dale	4 S		
		GILLETT Bernie	3 V		
		CLANCY Nina	2		
		KERR Louise	1		
		-	A		
		SINCLAIR Colin	C		
4	JPN - Japan	YOSHIMURA Miyako	4 S		
		DEN Misako	3 V		
		HORIUCHI Tamami	2		
		TAKIZAWA Hiromi	1		
		UEHARA Makiko	A		
		DEN Naofumi	C		
5	DEN - Denmark	SOENDERGAARD-NIELSEN Camilla	4 S		
		HOLLINGER LARSEN Bodil	3 V		
		SOLBERG Lene	2		
		SUHR Hanne	1		
		-	A		
		TIDMAND Soeren	C		
5	FIN - Finland	LINDSTROEM Janina	4 V		
		JULKUNEN Tiina	3 S		
		LOUHIVUORI Riikka	2		
		POLLANEN Nina	1		
		-	A		
		-	C		
5	SUI - Switzerland	ZUERCHER Marianne	4 S		
		KURT Marlis	3 V		
		DORNER Ruth	2		
		PERRET Gabriela	1		
		LUETHI Karin	A		
		KURT Gerhard	C		



## Final Standings

Rank	Team	Players	Position - Function	Group Rank	DSC
5	USA - United States	SMITH Margie	4 S		
		OLEARY Norma	3 V		
		KINNEY Shelly	2		
		KOSAL Shelly	1		
		-	A		
		-	C		
9	SWE - Sweden	NOREEN Camilla	4 S	A3	125.91 cm
		LYXELL Helene	3		
		PATZ Susanne	2 V		
		BITEN Catrin	1		
		-	A		
		NOREEN Per	C		
10	LAT - Latvia	KAPOSTINA Elena	4 S	B4	119.58 cm
		ZILE Dace	3 V		
		MILLERE Gunta	2		
		RUDZITE Aija	1		
		-	A		
		REGZA Ansis	C		
11	LTU - Lithuania	VAICEKONYTE Asta	4 S	C4	133.40 cm
		JASAITIENE Rasa Veronika	3		
		VALATKIENE Gaiva	2 V		
		SULINSKIENE Jolanta	1		
		-	A		
		JANULEVICIUTE Lina	C		
12	CZE - Czechia	CECHOVA Hana	4 V	A4	148.58 cm
		VOBORNIKOVA Jana	3 S		
		HAVELKOVA Romana	2		
		ZIKMUNDOVA Jana	1		
		SIVEKOVA Vlasta	A		
		-	C		
13	NZL - New Zealand	OLSZEWSKI Joanna	4 S	B5	114.00 cm
		THOMAS Sandra	3 V		
		MATTHEWS Elizabeth	2		
		ANDERSON Merran	1		
		CHARKO Juliet	A		
		MACLEAN Carole	C		
14	HKG - Hong Kong, China	HUNG Ling-Yue	4 S	A5	114.98 cm
		BUGG Grace	3 V		
		YAM May	2		
		McCULLOUGH Arena	1		
		-	A		
		BUGG Ken	C		



## Final Standings

Rank	Team	Players	Position - Function	Group Rank	DSC
15	AUS - Australia	WILLIAMS Helen	4 S	C5	146.13 cm
		IRVINE Kim	3 V		
		KENNEDY Adrienne	2		
		SWAN Carolyn	1		
		-	A		
		WESTMAN Barry	C		
16	ENG - England	KERR Viv	4 S	C6	123.04 cm
		TOPPING Carole	3 V		
		FIELDING Desna	2		
		MOAT Jean	1		
		-	A		
		KERR Chris	C		

**Note:**

Final standings are based on play-off results and group standings. Losers of the qualification are ranked based on merged group standings. The remaining teams are ranked according to their group rank and the Draw Shot Challenge (DSC).

Position and function for each team member:

**4** = Fourth, **3** = Third, **2** = Second, **1** = Lead, **A** = Alternate, **S** = Skip, **V** = Vice-Skip, **C** = Coach



## Competition Summary

Session	Date Time	Sheet F	Sheet G	Sheet H	Sheet J	Sheet K	Sheet L
Session 4	27 APR 8:00	LTU 3 - 13 SUI	SWE 10 - 1 CZE	DEN 9 - 5 ENG	JPN 4 - 6 CAN	AUS 3 - 6 IRL	FIN 10 - 7 LAT
Session 5	27 APR 12:00			USA 9 - 3 NZL		SCO 11 - 2 HKG	
Session 9	28 APR 12:00		FIN 9 - 1 NZL	LAT 1 - 10 SCO	DEN 10 - 2 AUS	CAN 6 - 3 SWE	SUI 5 - 6 IRL
Session 10	28 APR 16:00						USA 9 - 4 CZE
Session 11	28 APR 20:00		JPN 9 - 1 HKG				ENG 4 - 7 <sup>EE</sup> LTU
Session 12	29 APR 8:00					NZL 1 - 12 LAT	
Session 13	29 APR 12:00	HKG 3 - 6 SWE	AUS 7 - 4 LTU		SUI 9 - 2 ENG	FIN 8 - 7 <sup>EE</sup> JPN	
Session 15	29 APR 20:00	IRL 11 - 2 DEN		CAN 17 - 1 CZE			SCO 11 - 7 USA
Session 16	30 APR 8:00						SWE 4 - 6 JPN
Session 17	30 APR 12:00	NZL 1 - 13 CAN			CZE 10 - 7 <sup>EE</sup> HKG		
Session 18	30 APR 16:00	SCO 8 - 1 FIN					
Session 19	30 APR 20:00	ENG 2 - 11 AUS	LAT 2 - 10 USA	IRL 9 - 2 LTU		DEN 5 - 6 <sup>EE</sup> SUI	
Session 21	1 MAY 12:00	CZE 4 - 12 JPN					LTU 8 - 4 DEN
Session 22	1 MAY 16:00	SWE 6 - 4 LAT	ENG 1 - 10 IRL	SUI 9 - 3 AUS	NZL 2 - 16 SCO	USA 4 - 8 FIN	HKG 5 - 8 CAN
Quarter-finals	2 MAY 9:00		SCO 12 - 2 DEN	SUI 3 - 6 JPN	FIN 3 - 8 IRL	USA 5 - 9 CAN	
Semi-finals	2 MAY 19:30			CAN 9 - 4 IRL	SCO 6 - 3 JPN		
Finals	3 MAY 10:00		SCO 10 - 2 CAN			IRL 6 - 4 JPN	

## Standings after Round Robin

Group A						Group B					
Rank	Team	Games	Wins	Losses		Rank	Team	Games	Wins	Losses	
1	CAN - Canada	5	5	0	Q	1	SCO - Scotland	5	5	0	Q
2	JPN - Japan	5	3	2	Q w1	2	FIN - Finland	5	4	1	Q
3	SWE - Sweden	5	3	2	w0	3	USA - United States	5	3	2	Q
4	CZE - Czechia	5	1	4		4	LAT - Latvia	5	1	4	
5	HKG - Hong Kong, China	5	0	5		5	NZL - New Zealand	5	0	5	
DSC 70.90cm						DSC 36.13cm					
DSC 99.87cm						DSC 122.46cm					
DSC 125.91cm						DSC 99.52cm					

Group C					
Rank	Team	Games	Wins	Losses	
1	IRL - Ireland	5	5	0	Q
2	SUI - Switzerland	5	4	1	Q
3	DEN - Denmark	5	2	3	Q w1
4	LTU - Lithuania	5	2	3	w1
5	AUS - Australia	5	2	3	w1
6	ENG - England	5	0	5	
DSC 94.36cm					
DSC 94.80cm					
DSC 108.80cm					
DSC 133.40cm					
DSC 146.13cm					

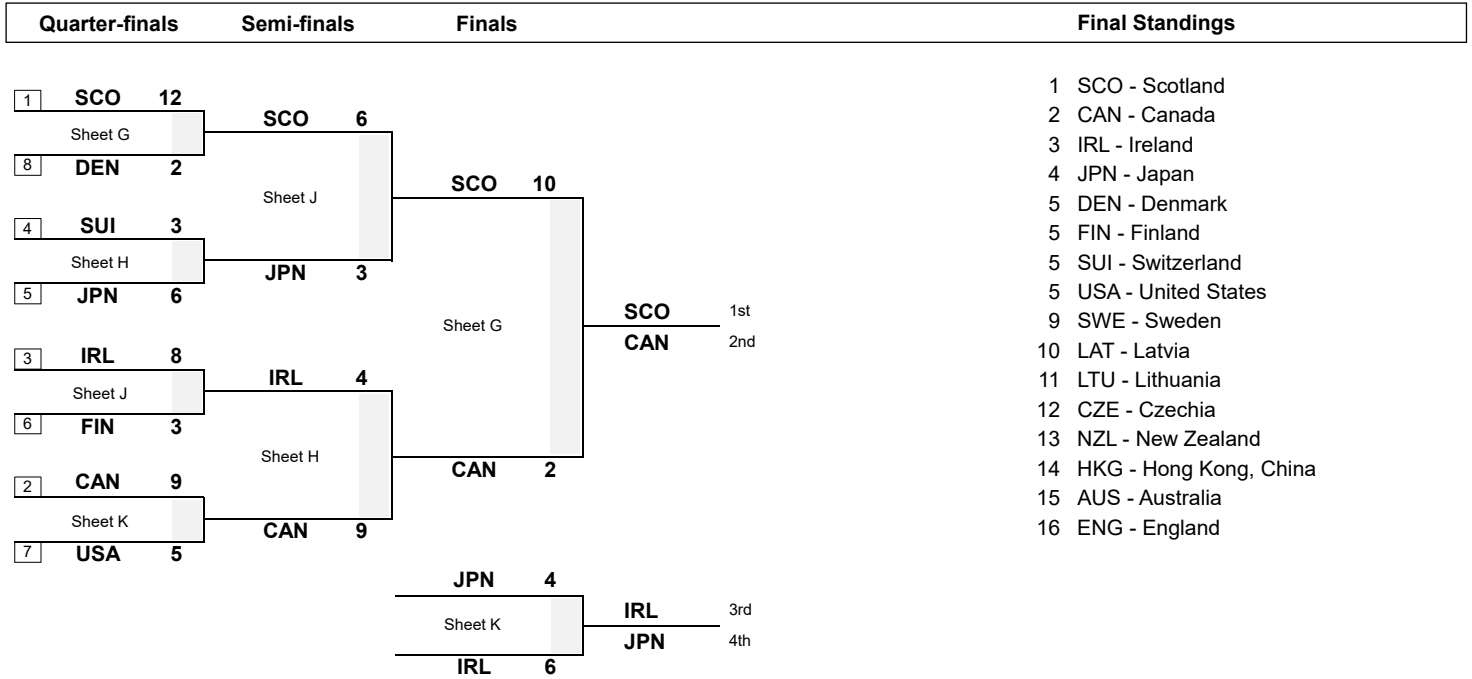
## Merged Group Standings

Rank	Team	Round Robin Results			Rank	Team	Round Robin Results		
		Group	Rank	DSC			Group	Rank	DSC
1	SCO - Scotland	B	1	36.13cm	9	SWE - Sweden	A	3	125.91cm
2	CAN - Canada	A	1	70.90cm	10	LAT - Latvia	B	4	119.58cm
3	IRL - Ireland	C	1	94.36cm	11	LTU - Lithuania	C	4	133.40cm
4	SUI - Switzerland	C	2	94.80cm	12	CZE - Czechia	A	4	148.58cm
5	JPN - Japan	A	2	99.87cm	13	NZL - New Zealand	B	5	114.00cm
6	FIN - Finland	B	2	122.46cm	14	HKG - Hong Kong	A	5	114.98cm
7	USA - United States	B	3	99.52cm	15	AUS - Australia	C	5	146.13cm
8	DEN - Denmark	C	3	108.80cm	16	ENG - England	C	6	123.04cm



## Competition Summary

### Play-offs Bracket



**Legend:**

**DSC** Draw Shot Challenge

**EE** Extra End

**Q** Qualified for the play-offs

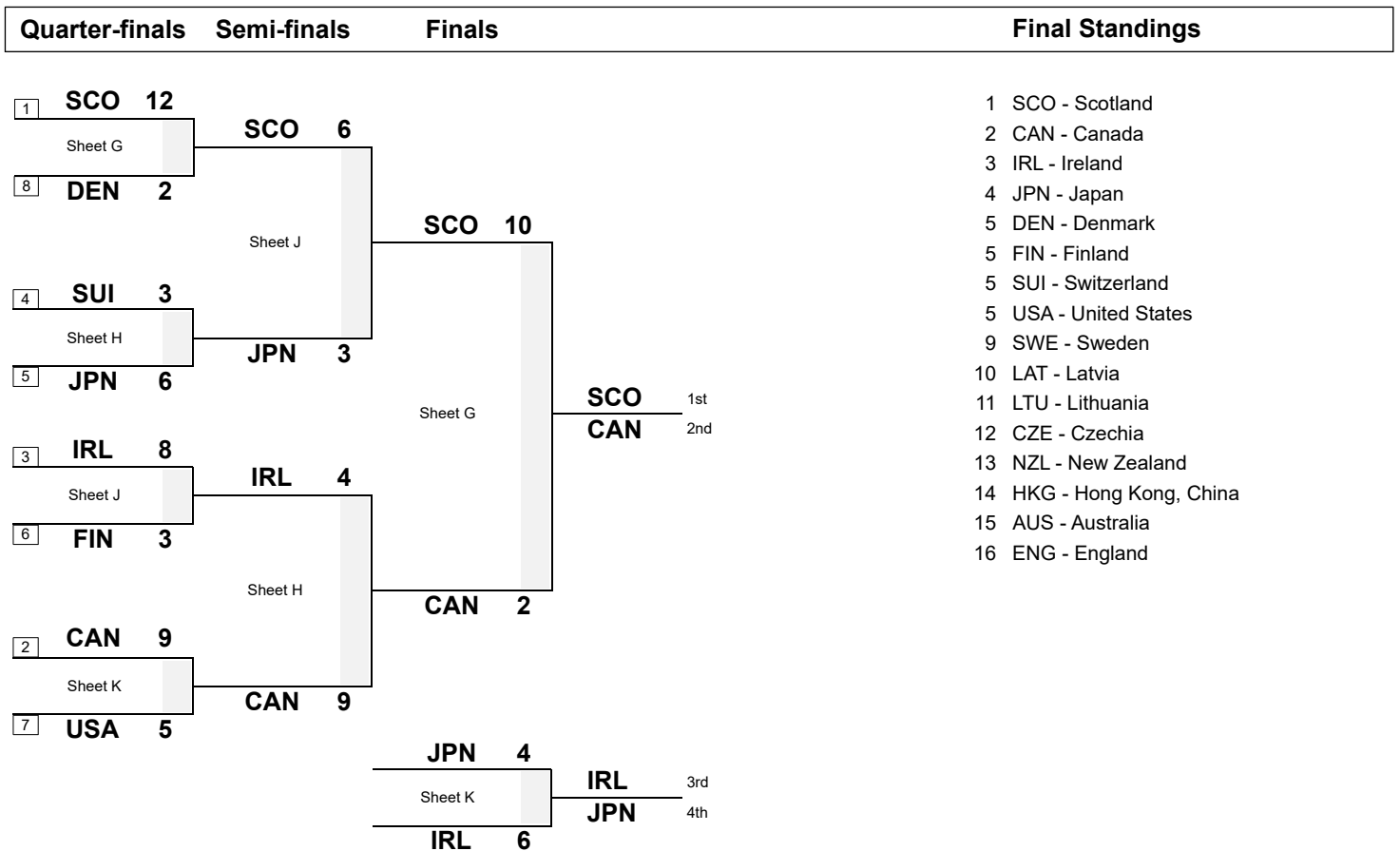
**wn** Number of wins (n) against tied teams



### Session Results and Standings

Sheet	Team	LSD/LSFE	1	2	3	4	5	6	7	8	Extra Ends	Total
G	SCO - Scotland	77.6cm *	1	0	2	3	4	0	X	X		10
	CAN - Canada	95.8cm	0	1	0	0	0	1	X	X		2
K	IRL - Ireland	184.5cm *	1	0	0	1	0	2	2	0		6
	JPN - Japan	318.6cm	0	1	1	0	1	0	0	1		4

### Play-offs Bracket



**Legend:**  
**LSD** Last Stone Draw      **LSFE(\*)** Last Stone First End      **X** Unplayed/unfinished end due to concession

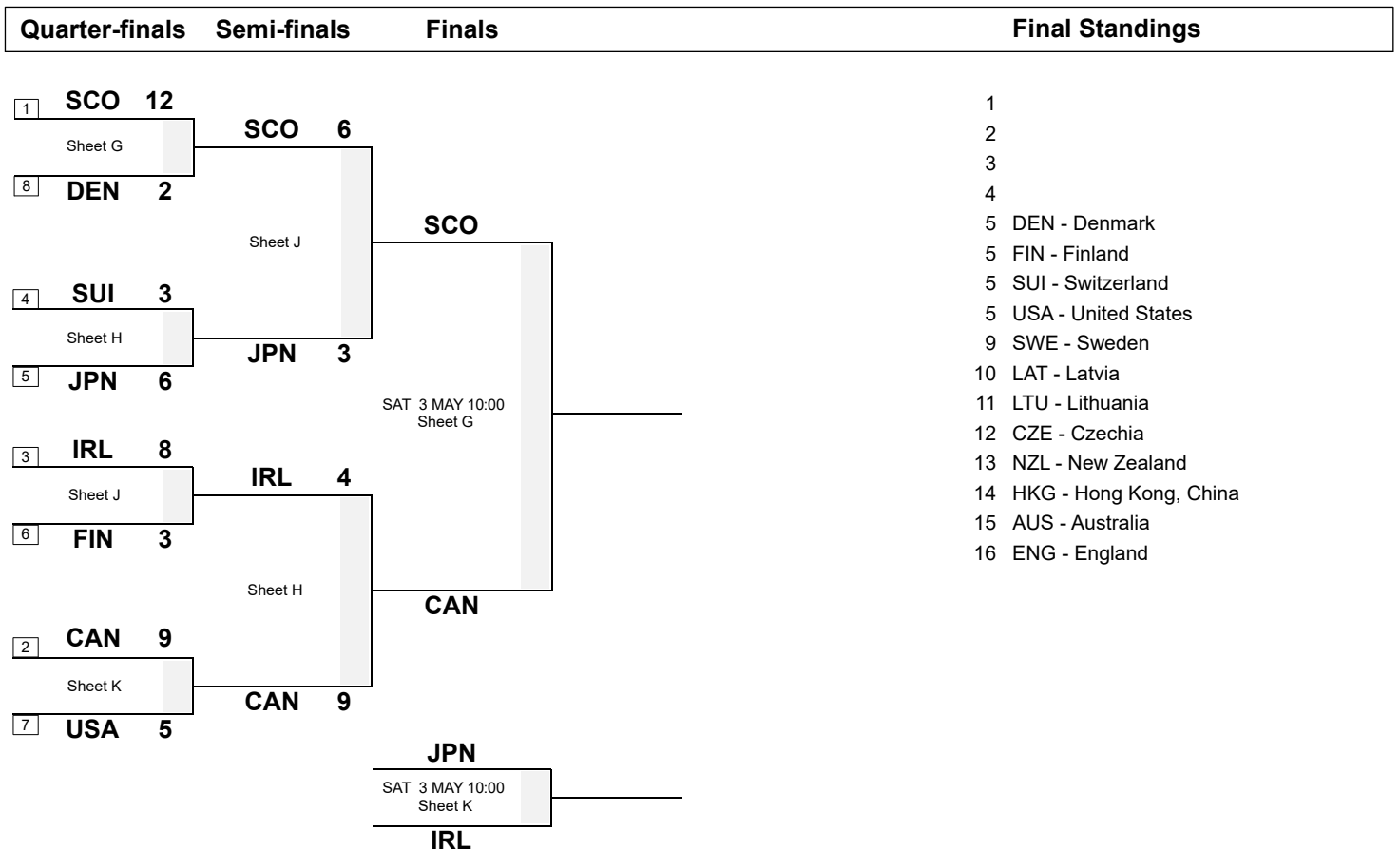




**Session Results and Standings**

Sheet	Team	LSD/LSFE	1	2	3	4	5	6	7	8	Extra Ends	Total
<b>H</b>	CAN - Canada	98.0cm *	3	4	0	0	1	0	1	X		9
	IRL - Ireland	103.4cm	0	0	1	1	0	2	0	X		4
<b>J</b>	SCO - Scotland	66.9cm *	1	0	2	1	0	0	2	X		6
	JPN - Japan	75.2cm	0	1	0	0	1	1	0	X		3

**Play-offs Bracket**



**Legend:**  
**LSD** Last Stone Draw      **LSFE(\*)** Last Stone First End      **X** Unplayed/unfinished end due to concession

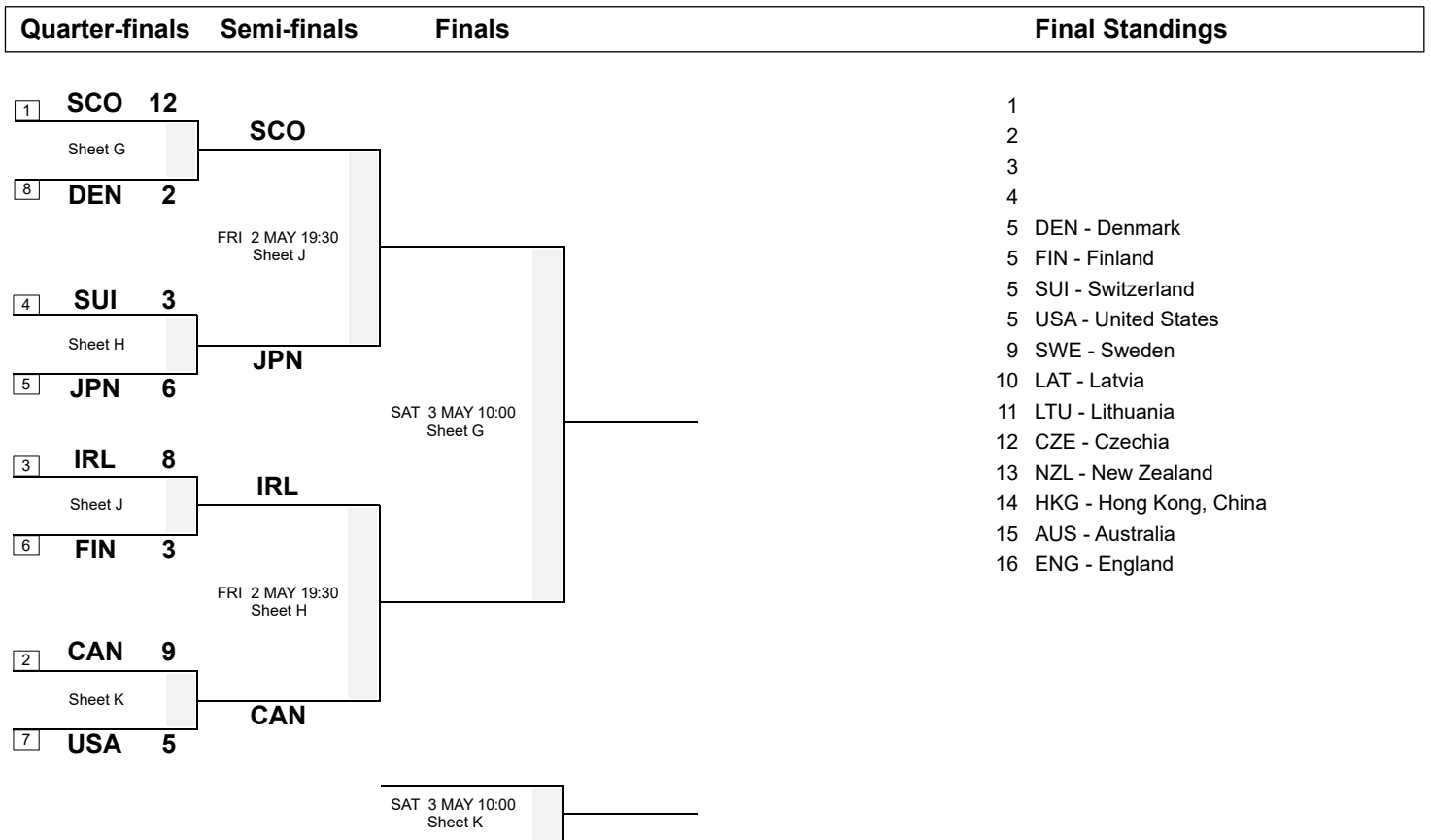




### Session Results and Standings

Sheet	Team	LSD/LSFE	1	2	3	4	5	6	7	8	Extra Ends	Total
G	SCO - Scotland	43.4cm *	2	4	0	3	0	3	X	X		12
	DEN - Denmark	227.3cm	0	0	1	0	1	0	X	X		2
H	SUI - Switzerland	56.2cm *	1	0	0	1	0	0	0	1		3
	JPN - Japan	115.9cm	0	0	2	0	0	2	2	0		6
J	FIN - Finland	349.3cm	0	0	0	2	1	0	0	X		3
	IRL - Ireland	185.5cm *	1	2	2	0	0	1	2	X		8
K	USA - United States	207.3cm	0	0	2	0	1	2	0	X		5
	CAN - Canada	150.3cm *	0	1	0	4	0	0	4	X		9

### Play-offs Bracket



**Legend:**  
**LSD** Last Stone Draw      **LSFE(\*)** Last Stone First End      **X** Unplayed/unfinished end due to concession





### Competition Matrix

#### Group A

Team	CAN	CZE	HKG	JPN	SWE
CAN		17 - 1	8 - 5	6 - 4	6 - 3
CZE	1 - 17		10 - 7	4 - 12	1 - 10
HKG	5 - 8	7 - 10		1 - 9	3 - 6
JPN	4 - 6	12 - 4	9 - 1		6 - 4
SWE	3 - 6	10 - 1	6 - 3	4 - 6	

#### Standings after Round Robin

Rank	Team	Games	Wins	Losses				
1	CAN - Canada	5	5	0	Q		DSC	70.90cm
2	JPN - Japan	5	3	2	Q	w1	DSC	99.87cm
3	SWE - Sweden	5	3	2		w0	DSC	125.91cm
4	CZE - Czechia	5	1	4				
5	HKG - Hong Kong, China	5	0	5				

#### Group B

Team	FIN	LAT	NZL	SCO	USA
FIN		10 - 7	9 - 1	1 - 8	8 - 4
LAT	7 - 10		12 - 1	1 - 10	2 - 10
NZL	1 - 9	1 - 12		2 - 16	3 - 9
SCO	8 - 1	10 - 1	16 - 2		11 - 7
USA	4 - 8	10 - 2	9 - 3	7 - 11	

#### Standings after Round Robin

Rank	Team	Games	Wins	Losses				
1	SCO - Scotland	5	5	0	Q		DSC	36.13cm
2	FIN - Finland	5	4	1	Q		DSC	122.46cm
3	USA - United States	5	3	2	Q		DSC	99.52cm
4	LAT - Latvia	5	1	4				
5	NZL - New Zealand	5	0	5				



### Competition Matrix

#### Group C

Team	AUS	DEN	ENG	IRL	LTU	SUI
<b>AUS</b>		2 - 10	11 - 2	3 - 6	7 - 4	3 - 9
<b>DEN</b>	10 - 2		9 - 5	2 - 11	4 - 8	5 - 6
<b>ENG</b>	2 - 11	5 - 9		1 - 10	4 - 7	2 - 9
<b>IRL</b>	6 - 3	11 - 2	10 - 1		9 - 2	6 - 5
<b>LTU</b>	4 - 7	8 - 4	7 - 4	2 - 9		3 - 13
<b>SUI</b>	9 - 3	6 - 5	9 - 2	5 - 6	13 - 3	

#### Standings after Round Robin

Rank	Team	Games	Wins	Losses				
1	IRL - Ireland	5	5	0	Q		DSC	94.36cm
2	SUI - Switzerland	5	4	1	Q		DSC	94.80cm
3	DEN - Denmark	5	2	3	Q	w1	DSC	108.80cm
4	LTU - Lithuania	5	2	3		w1	DSC	133.40cm
5	AUS - Australia	5	2	3		w1	DSC	146.13cm
6	ENG - England	5	0	5				

**Legend:**  
**DSC** Draw Shot Challenge      **Q** Qualified for the play-offs      **wn** Number of wins (n) against tied teams



### Draw Shot Challenge by Group

Group A		Stone Rotation	Last Stone Draw in each Round Robin Game					DSC
Rank	Team		1	2	3	4		
1	CAN - Canada	↻	145.4	35.5	31.2	28.7	56.7	<b>70.90cm</b>
		↻	<del>199.6</del>	199.6	41.8	20.7	78.5	
2	JPN - Japan	↻	<del>199.6</del>	69.6	96.8	73.7	158.5	<b>99.87cm</b>
		↻	79.7	31.6	199.6	33.9	155.4	
3	HKG - Hong Kong, China	↻	8.6	11.7	199.6	133.9	143.4	<b>114.98cm</b>
		↻	127.7	<del>199.6</del>	108.3	162.6	139.0	
4	SWE - Sweden	↻	<del>199.6</del>	199.6	19.0	199.6	199.6	<b>125.91cm</b>
		↻	59.4	199.6	167.3	32.6	56.5	
5	CZE - Czechia	↻	<del>199.6</del>	73.2	199.6	199.6	158.1	<b>148.58cm</b>
		↻	190.9	48.6	199.6	199.6	68.0	

Group B		Stone Rotation	Last Stone Draw in each Round Robin Game				DSC	
Rank	Team		1	2	3	4		
1	SCO - Scotland	↻	17.5	27.0	37.3	56.6	47.6	<b>36.13cm</b>
		↻	18.6	15.8	<del>101.2</del>	76.8	28.0	
2	USA - United States	↻	84.6	129.0	<del>199.6</del>	26.5	14.5	<b>99.52cm</b>
		↻	158.3	78.4	199.6	150.2	54.6	
3	NZL - New Zealand	↻	106.6	178.9	135.7	164.5	38.3	<b>114.00cm</b>
		↻	<del>199.6</del>	41.9	199.6	95.1	65.4	
4	LAT - Latvia	↻	33.6	<del>199.6</del>	45.1	156.5	199.6	<b>119.58cm</b>
		↻	136.6	63.6	128.2	172.4	140.6	
5	FIN - Finland	↻	<del>199.6</del>	99.7	135.4	80.2	109.2	<b>122.46cm</b>
		↻	199.6	62.9	125.8	199.6	89.7	

Group C		Stone Rotation	Last Stone Draw in each Round Robin Game					DSC
Rank	Team		1	2	3	4	5	
1	IRL - Ireland	↻	177.6	48.9	64.5	75.9	102.9	<b>94.36cm</b>
		↻	50.6	66.9	<del>182.1</del>	123.0	138.9	
2	SUI - Switzerland	↻	85.0	<del>199.6</del>	124.3	24.5	9.0	<b>94.80cm</b>
		↻	137.4	199.6	108.4	68.5	96.5	
3	DEN - Denmark	↻	<del>199.6</del>	85.7	58.8	79.1	163.3	<b>108.80cm</b>
		↻	199.6	124.5	199.6	35.5	33.1	
4	ENG - England	↻	<del>199.6</del>	199.6	113.2	56.9	199.6	<b>123.04cm</b>
		↻	27.3	87.3	199.6	199.6	24.3	
5	LTU - Lithuania	↻	<del>199.6</del>	32.6	117.6	68.0	193.4	<b>133.40cm</b>
		↻	199.6	199.6	199.6	28.8	161.4	
6	AUS - Australia	↻	116.2	<del>199.6</del>	199.6	199.6	199.6	<b>146.13cm</b>
		↻	12.9	128.7	170.6	199.6	88.4	



**WSCC 2025**  
Fredericton, NB, Canada

**World Senior Curling Championships 2025**  
Willie O'Ree Place  
**Women**



**After Round Robin**

**WORLD  
CURLING**

---

## **Draw Shot Challenge by Group**

**Note:**

The Draw Shot Challenge (DSC) is the average distance of all the individual Last Stone Draws (LSD), which were delivered by a team during the round robin. Since the groups are of differing sizes, to ensure the DSC is calculated the same way, only the LSDs from the first 'equal number' of games will be used. The single least favourable result will be eliminated before calculating the average distance. The team with the lesser DSC receives the higher ranking. If the DSCs are equal then the team with the best non-equal counting LSD receives the higher ranking. In the case where all counting LSDs are equal, the team ranked higher in the official World Curling World Ranking is ranked higher.

**Legend:**

🕒 Clockwise

🕒 Counter-clockwise

**DSC** Draw Shot Challenge

**nnn.n** Eliminated Last Stone Draw



### Scoring Analysis

Team	Games	LSFE	Stolen Ends	Last Stone Eff.	Force Eff.	Points Scored							Total	Plus / Minus
						0	1	2	3	4	>4			
SCO	For	5	14	82%	71%	0	7	10	4	3	1	56	+43	
	Against	0	0			0	5	1	0	0	1	13		
CAN	For	4	9	71%	67%	1	6	9	3	3	1	50	+36	
	Against	1	1			2	7	2	1	0	0	14		
IRL	For	1	12	55%	78%	1	8	7	4	2	0	42	+29	
	Against	4	2			2	9	2	0	0	0	13		
SUI	For	4	8	47%	64%	0	11	5	4	1	1	42	+23	
	Against	1	3			1	10	3	1	0	0	19		
JPN	For	3	6	41%	62%	0	8	9	1	1	1	38	+15	
	Against	2	3			1	11	3	2	0	0	23		
USA	For	3	8	31%	44%	1	6	5	3	2	1	39	+11	
	Against	2	7			0	7	6	3	0	0	28		
FIN	For	2	11	31%	50%	0	13	4	5	0	0	36	+9	
	Against	3	5			0	8	4	1	2	0	27		
SWE	For	3	6	33%	83%	2	10	2	5	0	0	29	+9	
	Against	2	4			1	12	4	0	0	0	20		
DEN	For	3	7	32%	90%	0	9	5	1	2	0	30	-2	
	Against	2	9			0	12	3	2	2	0	32		
AUS	For	1	6	19%	45%	1	11	2	2	0	1	26	-5	
	Against	4	6			1	9	4	2	2	0	31		
LAT	For	2	4	22%	50%	0	9	2	3	1	0	26	-11	
	Against	3	7			0	9	4	4	2	0	37		
LTU	For	3	3	20%	50%	3	9	4	1	1	0	24	-13	
	Against	2	8			0	11	4	3	1	1	37		
HKG	For	1	1	14%	36%	1	9	3	1	0	0	18	-26	
	Against	4	10			0	8	13	2	1	0	44		
ENG	For	3	3	0%	27%	0	11	0	1	0	0	14	-32	
	Against	2	11			1	8	7	5	1	1	46		
CZE	For	2	2	19%	27%	0	6	4	2	0	0	20	-35	
	Against	3	11			1	5	7	5	4	1	55		
NZL	For	0	1	11%	10%	0	4	2	0	0	0	8	-51	
	Against	5	14			0	6	6	9	1	2	59		
<b>Total</b>	<b>40</b>		<b>101</b>			<b>10</b>	<b>137</b>	<b>73</b>	<b>40</b>	<b>16</b>	<b>6</b>	<b>498</b>		

**Note:**

Stolen ends are the ends won without the last stone advantage.  
 Last Stone Efficiency: Scoring two or more points with last stone advantage.  
 Force Efficiency: Forcing the opponent team to score only one point when they have the last stone advantage.

**Legend:**

**>4** More than four points scored      **Eff.** Efficiency      **LSFE** Last Stone First End





### Summary of Big Ends

Points Scored	By	Against	Session	End	Game Result
6	USA - United States	SCO - Scotland	15	2	7 : 11
5	AUS - Australia	ENG - England	19	2	11 : 2
5	CAN - Canada	NZL - New Zealand	17	2	13 : 1
5	JPN - Japan	CZE - Czechia	21	7	12 : 4
5	SCO - Scotland	NZL - New Zealand	22	5	16 : 2
5	SUI - Switzerland	LTU - Lithuania	4	7	13 : 3
4	CAN - Canada	CZE - Czechia	15	5	17 : 1
4	CAN - Canada	CZE - Czechia	15	2	17 : 1
4	CAN - Canada	CZE - Czechia	15	1	17 : 1
4	SCO - Scotland	NZL - New Zealand	22	3	16 : 2
4	SCO - Scotland	LAT - Latvia	9	1	10 : 1
4	SCO - Scotland	HKG - Hong Kong, China	5	6	11 : 2
4	DEN - Denmark	AUS - Australia	9	5	10 : 2
4	DEN - Denmark	ENG - England	4	8	9 : 5
4	IRL - Ireland	LTU - Lithuania	19	6	9 : 2
4	IRL - Ireland	DEN - Denmark	15	4	11 : 2
4	USA - United States	LAT - Latvia	19	1	10 : 2
4	USA - United States	CZE - Czechia	10	6	9 : 4
4	JPN - Japan	FIN - Finland	13	4	7 : 8
4	LAT - Latvia	FIN - Finland	4	1	7 : 10
4	LTU - Lithuania	DEN - Denmark	21	1	8 : 4
4	SUI - Switzerland	AUS - Australia	22	5	9 : 3

**Note:**  
Big ends are defined as ends with a score of four or more points.





### Session Results and Standings

Sheet	Team	LSD/LSFE	1	2	3	4	5	6	7	8	Extra Ends	Total
F	SWE - Sweden	256.1cm *	3	0	0	1	0	1	0	1		6
	LAT - Latvia	340.2cm	0	1	1	0	1	0	1	0		4
G	ENG - England	223.9cm *	0	1	0	0	0	0	X	X		1
	IRL - Ireland	241.8cm	1	0	3	1	3	2	X	X		10
H	SUI - Switzerland	105.5cm *	1	0	0	0	4	1	3	X		9
	AUS - Australia	288.0cm	0	1	1	1	0	0	0	X		3
J	NZL - New Zealand	103.7cm	0	2	0	0	0	0	X	X		2
	SCO - Scotland	75.6cm *	1	0	4	3	5	3	X	X		16
K	USA - United States	69.1cm *	0	0	1	1	2	0	0	0		4
	FIN - Finland	198.9cm	1	3	0	0	0	1	1	2		8
L	HKG - Hong Kong, China	282.4cm	0	2	0	1	0	2	0	0		5
	CAN - Canada	135.2cm *	2	0	2	0	1	0	2	1		8

### Standings after Round Robin

#### Group A

Rank	Team	Games	Wins	Losses	Q	DSC	LSFE
1	CAN - Canada	5	5	0	Q	DSC	70.90cm
2	JPN - Japan	5	3	2	Q	w1 DSC	99.87cm
3	SWE - Sweden	5	3	2	w0	DSC	125.91cm
4	CZE - Czechia	5	1	4			
5	HKG - Hong Kong, China	5	0	5			

#### Group B

Rank	Team	Games	Wins	Losses	Q	DSC	LSFE
1	SCO - Scotland	5	5	0	Q	DSC	36.13cm
2	FIN - Finland	5	4	1	Q	DSC	122.46cm
3	USA - United States	5	3	2	Q	DSC	99.52cm
4	LAT - Latvia	5	1	4			
5	NZL - New Zealand	5	0	5			

#### Group C

Rank	Team	Games	Wins	Losses	Q	DSC	LSFE
1	IRL - Ireland	5	5	0	Q	DSC	94.36cm
2	SUI - Switzerland	5	4	1	Q	DSC	94.80cm
3	DEN - Denmark	5	2	3	Q	w1 DSC	108.80cm
4	LTU - Lithuania	5	2	3	w1	DSC	133.40cm
5	AUS - Australia	5	2	3	w1	DSC	146.13cm
6	ENG - England	5	0	5			

<b>Legend:</b>	<b>DSC</b> Draw Shot Challenge	<b>LSD</b> Last Stone Draw	<b>LSFE(*)</b> Last Stone First End
<b>Q</b> Qualified for the play-offs	<b>wn</b> Number of wins (n) against tied teams	<b>X</b> Unplayed/unfinished end due to concession	



### Session Results and Standings

Sheet	Team	LSD/LSFE	1	2	3	4	5	6	7	8	Extra Ends	Total
F	CZE - Czechia	226.1cm *	0	1	0	2	0	1	0	X		4
	JPN - Japan	313.9cm	2	0	3	0	2	0	5	X		12
L	LTU - Lithuania	354.8cm	4	0	1	0	1	2	0	X		8
	DEN - Denmark	196.4cm *	0	1	0	1	0	0	2	X		4

### Current Standings

Group A					Group B				
Rank	Team	Games	Wins	Losses	Rank	Team	Games	Wins	Losses
1	CAN - Canada	4	4	0 Q	1	SCO - Scotland	4	4	0 Q
2	JPN - Japan	5	3	2 Q	2	FIN - Finland	4	3	1
3	SWE - Sweden	4	2	2	2	USA - United States	4	3	1
4	CZE - Czechia	5	1	4	4	LAT - Latvia	4	1	3
5	HKG - Hong Kong, China	4	0	4	5	NZL - New Zealand	4	0	4

Group C				
Rank	Team	Games	Wins	Losses
1	IRL - Ireland	4	4	0 Q
2	SUI - Switzerland	4	3	1
3	AUS - Australia	4	2	2
4	DEN - Denmark	5	2	3
4	LTU - Lithuania	5	2	3
6	ENG - England	4	0	4

**Note:**  
Under World Curling rules, tie-breaking rules for standings are not applied until after the last game of the round robin.

**Legend:**  
**LSD** Last Stone Draw                               **LSFE(\*)** Last Stone First End                               **Q** Qualified for the play-offs  
**X** Unplayed/unfinished end due to concession



### Session Results and Standings

Sheet	Team	LSD/LSFE	1	2	3	4	5	6	7	8	Extra Ends	Total
F	ENG - England	256.5cm *	1	0	1	0	0	0	X	X		2
	AUS - Australia	399.2cm	0	5	0	1	3	2	X	X		11
G	LAT - Latvia	328.9cm	0	1	0	0	0	1	X	X		2
	USA - United States	176.7cm *	4	0	1	2	3	0	X	X		10
H	IRL - Ireland	198.9cm	1	0	2	2	0	4	0	X		9
	LTU - Lithuania	96.8cm *	0	0	0	0	1	0	1	X		2
K	DEN - Denmark	114.6cm	0	0	0	2	0	2	1	0	0	5
	SUI - Switzerland	93.0cm *	1	1	1	0	1	0	0	1	1	6

### Current Standings

#### Group A

Rank	Team	Games	Wins	Losses
1	CAN - Canada	4	4	0 Q
2	JPN - Japan	4	2	2
2	SWE - Sweden	4	2	2
4	CZE - Czechia	4	1	3
5	HKG - Hong Kong, China	4	0	4

#### Group B

Rank	Team	Games	Wins	Losses
1	SCO - Scotland	4	4	0 Q
2	FIN - Finland	4	3	1
2	USA - United States	4	3	1
4	LAT - Latvia	4	1	3
5	NZL - New Zealand	4	0	4

#### Group C

Rank	Team	Games	Wins	Losses
1	IRL - Ireland	4	4	0 Q
2	SUI - Switzerland	4	3	1
3	AUS - Australia	4	2	2
3	DEN - Denmark	4	2	2
5	LTU - Lithuania	4	1	3
6	ENG - England	4	0	4

**Note:**  
Under World Curling rules, tie-breaking rules for standings are not applied until after the last game of the round robin.

**Legend:**  
**LSD** Last Stone Draw                              **LSFE(\*)** Last Stone First End                              **Q** Qualified for the play-offs  
**X** Unplayed/unfinished end due to concession



**WSSC 2025**  
Fredericton, NB, Canada

**World Senior Curling Championships 2025**  
Willie O'Ree Place  
Women



**WED 30 APR 2025**  
Start Time 16:00

**Round Robin Session 18**



### Session Results and Standings

Sheet	Team	LSD/LSFE	1	2	3	4	5	6	7	8	Extra Ends	Total
<b>F</b>	SCO - Scotland	133.4cm *	1	1	3	1	0	2	X	X		8
	FIN - Finland	279.8cm	0	0	0	0	1	0	X	X		1

### Current Standings

Group A					Group B				
Rank	Team	Games	Wins	Losses	Rank	Team	Games	Wins	Losses
1	CAN - Canada	4	4	0 Q	1	SCO - Scotland	4	4	0 Q
2	JPN - Japan	4	2	2	2	FIN - Finland	4	3	1
2	SWE - Sweden	4	2	2	3	USA - United States	3	2	1
4	CZE - Czechia	4	1	3	4	LAT - Latvia	3	1	2
5	HKG - Hong Kong, China	4	0	4	5	NZL - New Zealand	4	0	4

Group C				
Rank	Team	Games	Wins	Losses
1	IRL - Ireland	3	3	0
2	DEN - Denmark	3	2	1
2	SUI - Switzerland	3	2	1
4	AUS - Australia	3	1	2
4	LTU - Lithuania	3	1	2
6	ENG - England	3	0	3

**Note:**  
Under World Curling rules, tie-breaking rules for standings are not applied until after the last game of the round robin.

**Legend:**  
**LSD** Last Stone Draw                                **LSFE(\*)** Last Stone First End                                **Q** Qualified for the play-offs  
**X** Unplayed/unfinished end due to concession





### Session Results and Standings

Sheet	Team	LSD/LSFE	1	2	3	4	5	6	7	8	Extra Ends	Total
F	NZL - New Zealand	259.6cm	0	0	0	1	0	0	X	X		1
	CAN - Canada	49.4cm *	2	5	1	0	3	2	X	X		13
J	CZE - Czechia	399.2cm	2	0	1	0	0	2	0	2	3	10
	HKG - Hong Kong, China	296.5cm *	0	1	0	3	2	0	1	0	0	7

### Current Standings

Group A					Group B				
Rank	Team	Games	Wins	Losses	Rank	Team	Games	Wins	Losses
1	CAN - Canada	4	4	0 Q	1	FIN - Finland	3	3	0
2	JPN - Japan	4	2	2	1	SCO - Scotland	3	3	0
2	SWE - Sweden	4	2	2	3	USA - United States	3	2	1
4	CZE - Czechia	4	1	3	4	LAT - Latvia	3	1	2
5	HKG - Hong Kong, China	4	0	4	5	NZL - New Zealand	4	0	4

Group C				
Rank	Team	Games	Wins	Losses
1	IRL - Ireland	3	3	0
2	DEN - Denmark	3	2	1
2	SUI - Switzerland	3	2	1
4	AUS - Australia	3	1	2
4	LTU - Lithuania	3	1	2
6	ENG - England	3	0	3

**Note:**  
Under World Curling rules, tie-breaking rules for standings are not applied until after the last game of the round robin.

**Legend:**  
**LSD** Last Stone Draw    **LSFE(\*)** Last Stone First End    **Q** Qualified for the play-offs  
**X** Unplayed/unfinished end due to concession



**Session Results and Standings**

Sheet	Team	LSD/LSFE	1	2	3	4	5	6	7	8	Extra Ends	Total
L	SWE - Sweden	232.2cm	0	1	0	2	1	0	0	X		4
	JPN - Japan	107.6cm *	1	0	2	0	0	1	2	X		6

**Current Standings**

Group A					Group B				
Rank	Team	Games	Wins	Losses	Rank	Team	Games	Wins	Losses
1	CAN - Canada	3	3	0 Q	1	FIN - Finland	3	3	0
2	JPN - Japan	4	2	2	1	SCO - Scotland	3	3	0
2	SWE - Sweden	4	2	2	3	USA - United States	3	2	1
4	CZE - Czechia	3	0	3	4	LAT - Latvia	3	1	2
4	HKG - Hong Kong, China	3	0	3	5	NZL - New Zealand	3	0	3

Group C				
Rank	Team	Games	Wins	Losses
1	IRL - Ireland	3	3	0
2	DEN - Denmark	3	2	1
2	SUI - Switzerland	3	2	1
4	AUS - Australia	3	1	2
4	LTU - Lithuania	3	1	2
6	ENG - England	3	0	3

**Note:**  
Under World Curling rules, tie-breaking rules for standings are not applied until after the last game of the round robin.

**Legend:**  
**LSD** Last Stone Draw                      **LSFE(\*)** Last Stone First End                      **Q** Qualified for the play-offs  
**X** Unplayed/unfinished end due to concession



**Session Results and Standings**

Sheet	Team	LSD/LSFE	1	2	3	4	5	6	7	8	Extra Ends	Total
<b>F</b>	IRL - Ireland	246.6cm	2	0	0	4	3	2	X	X		11
	DEN - Denmark	258.4cm *	0	1	1	0	0	0	X	X		2
<b>H</b>	CAN - Canada	73.0cm *	4	4	3	0	4	2	X	X		17
	CZE - Czechia	399.2cm	0	0	0	1	0	0	X	X		1
<b>L</b>	SCO - Scotland	138.5cm *	2	0	3	2	0	2	2	X		11
	USA - United States	399.2cm	0	6	0	0	1	0	0	X		7

**Current Standings**

Group A					Group B				
Rank	Team	Games	Wins	Losses	Rank	Team	Games	Wins	Losses
1	CAN - Canada	3	3	0 Q	1	FIN - Finland	3	3	0
2	SWE - Sweden	3	2	1	1	SCO - Scotland	3	3	0
3	JPN - Japan	3	1	2	3	USA - United States	3	2	1
4	CZE - Czechia	3	0	3	4	LAT - Latvia	3	1	2
4	HKG - Hong Kong, China	3	0	3	5	NZL - New Zealand	3	0	3

Group C				
Rank	Team	Games	Wins	Losses
1	IRL - Ireland	3	3	0
2	DEN - Denmark	3	2	1
2	SUI - Switzerland	3	2	1
4	AUS - Australia	3	1	2
4	LTU - Lithuania	3	1	2
6	ENG - England	3	0	3

**Note:**  
Under World Curling rules, tie-breaking rules for standings are not applied until after the last game of the round robin.

**Legend:**  
**LSD** Last Stone Draw                                      **LSFE(\*)** Last Stone First End                                      **Q** Qualified for the play-offs  
**X** Unplayed/unfinished end due to concession

**DEN: Last Stone Draw distance has been revised. LSFE assignment has not been adjusted by agreement with team IRL.**





### Session Results and Standings

Sheet	Team	LSD/LSFE	1	2	3	4	5	6	7	8	Extra Ends	Total
F	HKG - Hong Kong, China	307.9cm	0	0	0	1	0	1	0	1		3
	SWE - Sweden	186.3cm *	1	0	1	0	1	0	3	0		6
G	AUS - Australia	370.2cm	0	3	1	0	1	0	0	2		7
	LTU - Lithuania	317.2cm *	1	0	0	2	0	0	1	0		4
J	SUI - Switzerland	232.7cm *	2	2	0	2	0	3	X	X		9
	ENG - England	312.8cm	0	0	1	0	1	0	X	X		2
K	FIN - Finland	261.2cm *	1	0	1	0	1	1	0	3	1	8
	JPN - Japan	296.4cm	0	2	0	4	0	0	1	0	0	7

### Current Standings

Group A					Group B				
Rank	Team	Games	Wins	Losses	Rank	Team	Games	Wins	Losses
1	CAN - Canada	2	2	0	1	FIN - Finland	3	3	0
2	SWE - Sweden	3	2	1	2	SCO - Scotland	2	2	0
3	JPN - Japan	3	1	2	2	USA - United States	2	2	0
4	CZE - Czechia	2	0	2	4	LAT - Latvia	3	1	2
5	HKG - Hong Kong, China	3	0	3	5	NZL - New Zealand	3	0	3

Group C				
Rank	Team	Games	Wins	Losses
1	DEN - Denmark	2	2	0
1	IRL - Ireland	2	2	0
3	SUI - Switzerland	3	2	1
4	AUS - Australia	3	1	2
4	LTU - Lithuania	3	1	2
6	ENG - England	3	0	3

**Note:**  
Under World Curling rules, tie-breaking rules for standings are not applied until after the last game of the round robin.

**Legend:**  
**LSD** Last Stone Draw                      **LSFE(\*)** Last Stone First End                      **X** Unplayed/unfinished end due to concession







**Session Results and Standings**

Sheet	Team	LSD/LSFE	1	2	3	4	5	6	7	8	Extra Ends	Total
K	NZL - New Zealand	335.3cm	0	0	0	1	0	0	X	X		1
	LAT - Latvia	173.3cm *	3	3	2	0	3	1	X	X		12

**Current Standings**

Group A					Group B				
Rank	Team	Games	Wins	Losses	Rank	Team	Games	Wins	Losses
1	CAN - Canada	2	2	0	1	FIN - Finland	2	2	0
2	JPN - Japan	2	1	1	1	SCO - Scotland	2	2	0
2	SWE - Sweden	2	1	1	1	USA - United States	2	2	0
4	CZE - Czechia	2	0	2	4	LAT - Latvia	3	1	2
4	HKG - Hong Kong, China	2	0	2	5	NZL - New Zealand	3	0	3

Group C				
Rank	Team	Games	Wins	Losses
1	DEN - Denmark	2	2	0
1	IRL - Ireland	2	2	0
3	LTU - Lithuania	2	1	1
3	SUI - Switzerland	2	1	1
5	AUS - Australia	2	0	2
5	ENG - England	2	0	2

<b>Note:</b> Under World Curling rules, tie-breaking rules for standings are not applied until after the last game of the round robin.		
<b>Legend:</b> LSD Last Stone Draw	LSFE(*) Last Stone First End	X Unplayed/unfinished end due to concession







**Session Results and Standings**

Sheet	Team	LSD/LSFE	1	2	3	4	5	6	7	8	Extra Ends	Total
L	USA - United States	207.4cm	2	0	0	1	0	4	2	X		9
	CZE - Czechia	121.8cm *	0	3	0	0	1	0	0	X		4

**Current Standings**

Group A					Group B				
Rank	Team	Games	Wins	Losses	Rank	Team	Games	Wins	Losses
1	CAN - Canada	2	2	0	1	FIN - Finland	2	2	0
2	SWE - Sweden	2	1	1	1	SCO - Scotland	2	2	0
3	HKG - Hong Kong, China	1	0	1	1	USA - United States	2	2	0
3	JPN - Japan	1	0	1	4	LAT - Latvia	2	0	2
5	CZE - Czechia	2	0	2	4	NZL - New Zealand	2	0	2

Group C				
Rank	Team	Games	Wins	Losses
1	DEN - Denmark	2	2	0
1	IRL - Ireland	2	2	0
3	SUI - Switzerland	2	1	1
4	ENG - England	1	0	1
4	LTU - Lithuania	1	0	1
6	AUS - Australia	2	0	2

**Note:**  
Under World Curling rules, tie-breaking rules for standings are not applied until after the last game of the round robin.

**Legend:**  
**LSD** Last Stone Draw                      **LSFE(\*)** Last Stone First End                      **X** Unplayed/unfinished end due to concession



MON 28 APR 2025  
Start Time 12:00

Round Robin Session 9

**WORLD CURLING**

**Session Results and Standings**

Sheet	Team	LSD/LSFE	1	2	3	4	5	6	7	8	Extra Ends	Total
G	FIN - Finland	162.6cm *	3	2	1	1	0	2	X	X		9
	NZL - New Zealand	220.8cm	0	0	0	0	1	0	X	X		1
H	LAT - Latvia	263.2cm	0	0	0	0	1	0	X	X		1
	SCO - Scotland	42.8cm *	4	2	1	1	0	2	X	X		10
J	DEN - Denmark	210.2cm *	2	0	3	1	4	0	X	X		10
	AUS - Australia	328.3cm	0	1	0	0	0	1	X	X		2
K	CAN - Canada	235.1cm *	1	0	0	2	0	2	1	X		6
	SWE - Sweden	399.2cm	0	0	0	0	3	0	0	X		3
L	SUI - Switzerland	399.2cm	0	0	2	0	1	0	2	0		5
	IRL - Ireland	115.8cm *	0	3	0	1	0	1	0	1		6

**Current Standings**

Group A					Group B				
Rank	Team	Games	Wins	Losses	Rank	Team	Games	Wins	Losses
1	CAN - Canada	2	2	0	1	FIN - Finland	2	2	0
2	SWE - Sweden	2	1	1	1	SCO - Scotland	2	2	0
3	CZE - Czechia	1	0	1	3	USA - United States	1	1	0
3	HKG - Hong Kong, China	1	0	1	4	LAT - Latvia	2	0	2
3	JPN - Japan	1	0	1	4	NZL - New Zealand	2	0	2

Group C				
Rank	Team	Games	Wins	Losses
1	DEN - Denmark	2	2	0
1	IRL - Ireland	2	2	0
3	SUI - Switzerland	2	1	1
4	ENG - England	1	0	1
4	LTU - Lithuania	1	0	1
6	AUS - Australia	2	0	2

**Note:**  
Under World Curling rules, tie-breaking rules for standings are not applied until after the last game of the round robin.

**Legend:**  
LSD Last Stone Draw      LSFE(\*) Last Stone First End      X Unplayed/unfinished end due to concession



## Session Results and Standings

Sheet	Team	LSD/LSFE	1	2	3	4	5	6	7	8	Extra Ends	Total
H	USA - United States	242.9cm *	0	2	0	3	1	3	X	X		9
	NZL - New Zealand	306.2cm	1	0	2	0	0	0	X	X		3
K	SCO - Scotland	36.1cm *	2	1	0	2	2	4	0	X		11
	HKG - Hong Kong, China	136.3cm	0	0	1	0	0	0	1	X		2

## Current Standings

### Group A

Rank	Team	Games	Wins	Losses
1	CAN - Canada	1	1	0
1	SWE - Sweden	1	1	0
3	CZE - Czechia	1	0	1
3	HKG - Hong Kong, China	1	0	1
3	JPN - Japan	1	0	1

### Group B

Rank	Team	Games	Wins	Losses
1	FIN - Finland	1	1	0
1	SCO - Scotland	1	1	0
1	USA - United States	1	1	0
4	LAT - Latvia	1	0	1
4	NZL - New Zealand	1	0	1

### Group C

Rank	Team	Games	Wins	Losses
1	DEN - Denmark	1	1	0
1	IRL - Ireland	1	1	0
1	SUI - Switzerland	1	1	0
4	AUS - Australia	1	0	1
4	ENG - England	1	0	1
4	LTU - Lithuania	1	0	1

**Note:**  
Under World Curling rules, tie-breaking rules for standings are not applied until after the last game of the round robin.

**Legend:**  
**LSD** Last Stone Draw  
**LSFE(\*)** Last Stone First End  
**X** Unplayed/unfinished end due to concession



### Session Results and Standings

Sheet	Team	LSD/LSFE	1	2	3	4	5	6	7	8	Extra Ends	Total
F	LTU - Lithuania	399.2cm	0	0	0	2	0	1	0	X		3
	SUI - Switzerland	222.4cm *	1	1	3	0	3	0	5	X		13
G	SWE - Sweden	259.0cm *	3	3	1	1	2	0	X	X		10
	CZE - Czechia	390.5cm	0	0	0	0	0	1	X	X		1
H	DEN - Denmark	399.2cm	1	0	1	2	1	0	0	4		9
	ENG - England	226.9cm *	0	1	0	0	0	1	3	0		5
J	JPN - Japan	279.3cm *	1	0	1	0	1	0	1	0		4
	CAN - Canada	345.0cm	0	0	0	2	0	3	0	1		6
K	AUS - Australia	129.1cm *	0	0	0	1	1	0	1	0		3
	IRL - Ireland	228.2cm	1	0	1	0	0	2	0	2		6
L	FIN - Finland	399.2cm	0	1	1	3	0	2	0	3		10
	LAT - Latvia	170.2cm *	4	0	0	0	2	0	1	0		7

### Current Standings

Group A					Group B				
Rank	Team	Games	Wins	Losses	Rank	Team	Games	Wins	Losses
1	CAN - Canada	1	1	0	1	FIN - Finland	1	1	0
1	SWE - Sweden	1	1	0	2	LAT - Latvia	1	0	1
3	CZE - Czechia	1	0	1		NZL - New Zealand	0		
3	JPN - Japan	1	0	1		SCO - Scotland	0		
	HKG - Hong Kong, China	0				USA - United States	0		
Group C									
Rank	Team	Games	Wins	Losses					
1	DEN - Denmark	1	1	0					
1	IRL - Ireland	1	1	0					
1	SUI - Switzerland	1	1	0					
4	AUS - Australia	1	0	1					
4	ENG - England	1	0	1					
4	LTU - Lithuania	1	0	1					

**Note:**  
Under World Curling rules, tie-breaking rules for standings are not applied until after the last game of the round robin.

**Legend:**  
**LSD** Last Stone Draw      **LSFE(\*)** Last Stone First End      **X** Unplayed/unfinished end due to concession



## Entry List by Event

As of THU 24 APR 2025

<b>AUS - Australia</b>		<b>Group C</b>
4 S	WILLIAMS Helen	R
3 V	IRVINE Kim	R
2	KENNEDY Adrienne	R
1	SWAN Carolyn	R
A	-	
C	WESTMAN Barry	
O	MARSHALL Perry (CAN)	
O	WESTMAN Shirley	

<b>FIN - Finland</b>		<b>Group B</b>
4 V	LINDSTROEM Janina	R
3 S	JULKUNEN Tiina	R
2	LOUHIVUORI Riikka	R
1	POLLANEN Nina	R
A	-	
C	-	
O	-	
O	-	

<b>CAN - Canada</b>		<b>Group A</b>
4 S	FORD JOHNSTON Atina	R
3 V	MORRIS Shannon	R
2	PICKERING Sheri	R
1	MORRIS Cori	R
A	McEWAN Lesley	R
C	-	
O	-	
O	-	

<b>HKG - Hong Kong, China</b>		<b>Group A</b>
4 S	HUNG Ling-Yue	R
3 V	BUGG Grace	R
2	YAM May	R
1	McCULLOUGH Arena	R
A	-	
C	BUGG Ken (CAN)	
O	McCULLOUGH Gary (CAN)	
O	-	

<b>CZE - Czechia</b>		<b>Group A</b>
4 V	CECHOVA Hana	R
3 S	VOBORNIKOVA Jana	R
2	HAVELKOVA Romana	R
1	ZIKMUNDOVA Jana	R
A	SIVEKOVA Vlasta	L
C	-	
O	FENCL Jan	
O	-	

<b>IRL - Ireland</b>		<b>Group C</b>
4 S	SINCLAIR Dale	R
3 V	GILLETT Bernie	R
2	CLANCY Nina	R
1	KERR Louise	L
A	-	
C	SINCLAIR Colin (CAN)	
O	GILLETT Tom (CAN)	
O	NICKLE Sheila	

<b>DEN - Denmark</b>		<b>Group C</b>
4 S	SOENDERGAARD-NIELSEN Camilla	R
3 V	HOLLINGER LARSEN Bodil	L
2	SOLBERG Lene	R
1	SUHR Hanne	L
A	-	
C	TIDMAND Soeren	
O	-	
O	-	

<b>JPN - Japan</b>		<b>Group A</b>
4 S	YOSHIMURA Miyako	R
3 V	DEN Misako	R
2	HORIUCHI Tamami	R
1	TAKIZAWA Hiromi	R
A	UEHARA Makiko	R
C	DEN Naofumi	
T	SONOYAMA Daisuke	
O	TAKIMOTO Yuka	

<b>ENG - England</b>		<b>Group C</b>
4 S	KERR Viv	R
3 V	TOPPING Carole	R
2	FIELDING Desna	R
1	MOAT Jean	R
A	-	
C	KERR Chris	
2C	MOAT Brian	
O	TOPPING Peter	

<b>LAT - Latvia</b>		<b>Group B</b>
4 S	KAPOSTINA Elena	R
3 V	ZILE Dace	R
2	MILLERE Gunta	R
1	RUDZITE Aija	R
A	-	
C	REGZA Ansis	
O	-	
O	-	



## Entry List by Event

As of THU 24 APR 2025

<b>LTU - Lithuania</b>		<b>Group C</b>
4 S	VAICEKONYTE Asta	R
3	JASAITIENE Rasa Veronika	R
2 V	VALATKIENE Gaiva	R
1	SULINSKIENE Jolanta	R
A	-	
C	JANULEVICIUTE Lina	
O	-	
O	-	

<b>SUI - Switzerland</b>		<b>Group C</b>
4 S	ZUERCHER Marianne	R
3 V	KURT Marlis	R
2	DORNER Ruth	R
1	PERRET Gabriela	R
A	LUETHI Karin	L
C	KURT Gerhard	
O	-	
O	-	

<b>NZL - New Zealand</b>		<b>Group B</b>
4 S	OLSZEWSKI Joanna	R
3 V	THOMAS Sandra	R
2	MATTHEWS Elizabeth	R
1	ANDERSON Merran	R
A	CHARKO Juliet	R
C	MACLEAN Carole (CAN)	
O	CHARKO Doug	
O	-	

<b>SWE - Sweden</b>		<b>Group A</b>
4 S	NOREEN Camilla	R
3	LYXELL Helene	R
2 V	PATZ Susanne	L
1	BITEN Catrin	R
A	-	
C	NOREEN Per	
O	-	
O	-	

<b>SCO - Scotland</b>		<b>Group B</b>
4 S	LOCKHART Jackie	R
3 V	MILNE Mairi	R
2	MILNE Claire	R
1	LOUDON Katie	R
A	-	
C	-	
O	-	
O	-	

<b>USA - United States</b>		<b>Group B</b>
4 S	SMITH Margie	R
3 V	OLEARY Norma	R
2	KINNEY Shelly	R
1	KOSAL Shelly	L
A	-	
C	-	
O	-	
O	-	

**Note:**

Position and function for each team member:

**4** = Fourth, **3** = Third, **2** = Second, **1** = Lead, **A** = Alternate, **S** = Skip, **V** = Vice-Skip

**C** = Coach, **2C** = 2nd Team Coach, **NC** = National Coach, **T** = Translator, **O** = Team Official

**Legend:**

**L** Left-handed

**R** Right-handed





## Competition Officials

As of SUN 27 APR 2025

Function	Name	Organisation
<b>World Curling President:</b>	WELLING Beau	USA - United States
<b>World Curling Head of Competitions:</b>	ROETHLISBERGER Eeva	SUI - Switzerland
<b>World Curling Head of Development:</b>	ARNOLD Scott	CAN - Canada
<b>World Curling Technical Delegate:</b>	GORDON Rob	CAN - Canada
<b>Chief Umpire:</b>	McCANN Jerry	CAN - Canada
<b>Deputy Chief Umpire:</b>	SEPHTON Tom	CAN - Canada
<b>Timing Supervisors:</b>	HAWKES Paul REID Les	CAN - Canada CAN - Canada
<b>Chief Ice Technician:</b>	MASON Joe	CAN - Canada
<b>Deputy Chief Ice Technician:</b>	BENSON Eldie	CAN - Canada



### Competition Schedule

As of SUN 27 APR 2025

Date	Start Time	Session	Sheet F	Sheet G	Sheet H	Sheet J	Sheet K	Sheet L	
SAT 26 APR	8:30	1	POL - SUI	AUS - PHI	SLO - CZE	KOR - NZL	ESP - DEN	GER - SCO	
	12:30	2	IRL - POR	SWE - NOR		ENG - WAL	ISR - EST		
	18:00	3	FIN - HUN	JPN - USA	CAN - BEL	FRA - ITA	NGR - LAT	NED - IRL	
SUN 27 APR	8:00	4	ltu - sui	swe - cze	den - eng	jpn - can	aus - irl	fin - lat	
	12:00	5	DEN - KOR	ESP - SCO	usa - nzl	USA - HUN	sco - hkg		
	16:00	6	LAT - SWE	SUI - CZE	FRA - NGR	AUS - POL	ITA - NOR	PHI - SLO	
	20:00	7	ISR - JPN	EST - FIN	ENG - NED	CAN - POR	GER - NZL	WAL - BEL	
MON 28 APR	8:00	8	NGR - NOR	FRA - LAT	AUS - SUI	PHI - CZE	SLO - POL	ITA - SWE	
	12:00	9		fin - nzl	lat - sco	den - aus	can - swe	sui - irl	
	16:00	10	ENG - CAN	WAL - IRL	JPN - EST	FIN - ISR	POR - BEL	usa - cze	
	20:00	11		jpn - hkg	DEN - GER	NZL - SCO	KOR - ESP	eng - ltu	
TUE 29 APR	8:00	12	USA - ISR	HUN - EST	IRL - ENG	POR - NED	nzl - lat	CAN - WAL	
	12:00	13	hkg - swe	aus - ltu	SCO - KOR	sui - eng	fin - jpn	JPN - FIN	
	16:00	14	SLO - AUS	NZL - DEN	WAL - POR	GER - ESP	PHI - SUI	CZE - POL	
	20:00	15	irl - den	NGR - ITA	can - cze	NOR - LAT	SWE - FRA	sco - usa	
WED 30 APR	8:00	16	BEL - NED		NZL - ESP			swe - jpn	
	12:00	17	nzl - can	KOR - GER	HUN - ISR	cze - hkg	IRL - CAN	EST - USA	
	16:00	18	sco - fin	BEL - ENG	LAT - ITA	SWE - NGR	NED - WAL	NOR - FRA	
	20:00	19	eng - aus	lat - usa	irl - ltu	SCO - DEN	den - sui		
THU 1 MAY	8:00	20			FIN - USA	BEL - IRL	HUN - JPN	POR - ENG	
	12:00	21	cze - jpn	NED - CAN	POL - PHI	SUI - SLO	CZE - AUS	ltu - den	
	16:00	22	swe - lat	eng - irl	sui - aus	nzl - sco	usa - fin	hkg - can	
	20:00	Men's Qualification Games							
FRI 2 MAY	9:00	Women's Quarter-finals							
	13:00	Men's Quarter-finals							
	19:30	Men's and Women's Semi-finals							
SAT 3 MAY	10:00	Men's and Women's Finals							

**Note:**  
For NOC codes, lowercase is used for Women, and uppercase is used for Men.  
First named team in each game plays red-handled stones and wears dark coloured upper playing garments.  
Please check online for more details and the latest updates.

**Legend:**  
**Mn** Men's session n                                      **wn** Women's session n

