




# RESULTS BOOK



**ACE & Company**

**World Senior Curling Championships 2026**

**Men**

**Geneva, Switzerland**

**24 April - 2 May 2026**





SAT 2 MAY 2026

### Medallists

Medal	Country	Name	Position - Function
GOLD	USA - United States	FARBELOW Mike	4 S
		RUOHONEN Rich	3
		STOPERA Bill	2
		LEHTO Darren	1
		ANNIS Pete	C
SILVER	SCO - Scotland	BREWSTER Tom	4 S
		HARE Frazer	3
		STEVENSON Robbie	2
		FRAME Don	1
BRONZE	CAN - Canada	KORTE Bruce	4 S
		McKEE Darrell	3
		KOHUCH Kory	2
		GOLANOWSKI Rory	1
		HALL Arlen	A

**Note:**  
Position and function for each team member:  
4 = Fourth, 3 = Third, 2 = Second, 1 = Lead, A = Alternate, S = Skip, C = Coach



## Final Standings

Rank	Team	Players	Position - Function	Group Rank	DSC
1	USA - United States	FARBELOW Mike	4 S		
		RUOHONEN Rich	3		
		STOPERA Bill	2 V		
		LEHTO Darren	1		
		-	A		
		ANNIS Pete	C		
2	SCO - Scotland	BREWSTER Tom	4 S		
		HARE Frazer	3 V		
		STEVENSON Robbie	2		
		FRAME Don	1		
		-	A		
		-	C		
3	CAN - Canada	KORTE Bruce	4 S		
		McKEE Darrell	3 V		
		KOHUCH Kory	2		
		GOLANOWSKI Rory	1		
		HALL Arlen	A		
		-	C		
4	SUI - Switzerland	SCHWALLER Christof	4 S		
		ANDRES Dominic	3		
		HUERLIMANN Robert	2 V		
		KAISER Christoph	1		
		ISELI Rolf	A		
		-	C		
5	AUS - Australia	DAVIS Geoff	4		
		JOHNS Steve	3 V		
		HEWITT Steve	2		
		MILLIKIN Hugh	1 S		
		-	A		
		-	C		
5	GER - Germany	SAILE Uwe	4 S		
		GOLDEMANN Sven	3		
		MOECKEL Christoph	2 V		
		KUEHLWEIN Ruediger	1		
		-	A		
		FORSYTH Alexander	C		
5	NOR - Norway	SAGEN Rolf	4 S		
		HUMLEKJAER Frank	3		
		SANDEAKER Karsten	2		
		KARTERUD Jon Sverre	1 V		
		HEGLAND Arild	A		
		-	C		



## Final Standings

Rank	Team	Players	Position - Function	Group Rank	DSC
5	SLO - Slovenia	RESMAN Mitja	4 S		
		OMERZEL Bostjan	3		
		PRAPROTNIK Silvo	2 V		
		GREGORI Darko	1		
		-	A		
		-	C		
9	AUT - Austria	HIGATZBERGER Gernot	4 S		
		GRUENDHAMMER Hubert	3 V		
		GENNER Alois	2		
		KRAMLINGER Peter	1		
		STEFAN Markus	A		
		-	C		
9	CZE - Czechia	SIK David	4 S		
		BROZEK Marek	3 V		
		MENSIK Pavel	2		
		CHOBOT Jiri	1		
		-	A		
		-	C		
9	ENG - England	McGLYNN Douglas	4 S		
		BRAND Stuart	3		
		GREGORY Martin	2		
		McGLYNN Andy	1 V		
		-	A		
		GREGORY Lesley	C		
9	HUN - Hungary	NAGY Gyorgy	4 S		
		JAKAB Zoltan	3		
		BARTALUS Gabor	2 V		
		BARNA Krisztian	1		
		-	A		
		SZEKERES Ildiko	C		
13	WAL - Wales	MEIKLE Adrian	4 S	E3	48.871 cm
		TANNER Andrew	3 V		
		REID Alistair	2		
		POUGHER Richard	1		
		-	A		
		WATSON Dawn	C		
14	ESP - Spain	NAVARRO Victor	4 S	F3	57.357 cm
		GRACIA Alfonso	3 V		
		GARCIA Rodrigo	2		
		HERNANDEZ Domingo	1		
		-	A		
		MUNUERA Lucas	C		



## Final Standings

Rank	Team	Players	Position - Function	Group Rank	DSC
15	JPN - Japan	MATSUMURA Tamotsu	4 S	D3	59.114 cm
		YAMAMOTO Seiji	3		
		OTSUKA Akira	2		
		TOMIYASU Takahito	1 V		
		-	A		
		MATSUMURA Nagisa	C		
16	LAT - Latvia	REGZA Ansis	4 S	A3	64.800 cm
		REDLIHS Janis	3 V		
		PURMALIS Aivars	2		
		LACIS Aivars	1		
		-	A		
		-	C		
17	ITA - Italy	MENARDI Antonio	4 S	B3	104.471 cm
		BOMBASSEI Valter	3 V		
		CONSTANTINI Marco	2		
		ANTONELLI Massimo	1		
		-	A		
		-	C		
18	SVK - Slovakia	BALSAN Peter	4	C3	116.929 cm
		MOCEK Peter	3 V		
		SYKORA Daniel	2		
		KOCIAN Pavel	1 S		
		-	A		
		-	C		
19	DEN - Denmark	TIDMAND Soeren	4 S	F4	58.086 cm
		LEGAARD Bo	3 V		
		HOVBORG Kent	2		
		LORENTZEN Jens Groth	1		
		-	A		
		-	C		
20	SWE - Sweden	JULIUS Fredrik	4 S	E4	65.871 cm
		PUIGDEMONT Josep	3 V		
		VALLEE Martin	2		
		NORRMAN Hasse	1		
		BERGMAN Johan	A		
		-	C		
21	IRL - Ireland	GRAY Bill	4 S	A4	70.886 cm
		FYFE Neil	3 V		
		FYFE Alastair	2		
		CAMPBELL Thomas	1		
		BARR Ross	A		
		BARR Alison	C		



## Final Standings

Rank	Team	Players	Position - Function	Group Rank	DSC
22	POL - Poland	BLASZCZAK Rymwid DETYNIECKI Arkadiusz MOLSKI Leszek SMAK Andrzej SZELIGA Jacek -	4 V 3 S 2 1 A C	B4	74.943 cm
23	KOR - Korea	JUNG Jaesuk LEE Ilkyu SON Jinsuk PARK Jongwon CHUNG Wonsuk LEE Jejoong	4 S 3 V 2 1 A C	D4	88.129 cm
24	EST - Estonia	TUBALKAIN Margus VOOREMAA Valvo TURMANN Tonis REINOLA Hannes JEGOROV Jaanus -	4 S 3 V 2 1 A C	C4	102.143 cm
25	FIN - Finland	JOKELA Aki HAKKINEN Jari JANTTI Pekka RISSANEN Olli AALTO Kimmo -	4 V 3 2 1 S A C	E5	43.957 cm
26	NZL - New Zealand	DOWLING Philip THOMSON Kenny HAY Gordon FOTTI Dean - -	4 S 3 V 2 1 A C	F5	75.429 cm
27	BEL - Belgium	VAN WATERSCHOOT Tom VANDERMEEREN Stephane VAN ROSMALEN Chris BILSEN Guy - RAMAEKERS Seppe	4 S 3 2 V 1 A C	C5	79.686 cm
28	ISR - Israel	POKRAS Alex HOROWITZ Aaron KEMPENICH Henrique MILLER Yoram - -	4 S 3 V 2 1 A C	D5	92.157 cm



## Final Standings

Rank	Team	Players	Position - Function	Group Rank	DSC
29	HKG - Hong Kong, China	WONG Chun Ngok	4 S	B5	107.429 cm
		LI Shek Chong John	3 V		
		CHEUNG Randy	2		
		CHUNG Hon Keung	1		
		-	A		
		-	C		
30	NGR - Nigeria	COLE T. J.	4 S	A5	132.043 cm
		BRIANNE Robert	3		
		NEIMETH Charles	2 V		
		ALLEN Aswad	1		
		DANIEL Damola	A		
		McGREGOR Suzanne	C		
31	NED - Netherlands	BOMAS Bob	4 S	F6	52.171 cm
		VAN WIERINGEN Willem	3 V		
		DE JONG Andre	2		
		SAN FELIPE Cristian	1		
		KOORNSTRA Johannes	A		
		BOMAS Anandi	C		
32	PHI - Philippines	OCHOCO Jonathan	4 S	C6	84.557 cm
		GARBES Peter	3 V		
		NAZARENO Jose	2		
		ONGLINGSWAN Alastair	1		
		GARBES Jason	A		
		MACLAUGHLIN GARBES Heather	C		
33	GRE - Greece	PANTIOS Athanasios	4 S	D6	110.014 cm
		KARAKOSTAS Dionysios	3 V		
		ZACHARIAS Nikolaos	2		
		KOLONAS Dimitrios	1		
		-	A		
		ARAMPATZIS Alexandros	C		
34	FRA - France	CHAUVEAU Mathieu	4 S	E6	111.786 cm
		TOURRETTE Christian	3		
		KOENIG Stephane	2		
		THERIAS Philippe	1 V		
		DEHAIS Laurent	A		
		-	C		

**Note:**

Final standings are based on play-off results and group standings. Losers of the quarter-finals are ranked equal fifth. Losers of the qualification are ranked equal ninth. The remaining teams are ranked according to their group rank and the Draw Shot Challenge (DSC).

Position and function for each team member:

**4** = Fourth, **3** = Third, **2** = Second, **1** = Lead, **A** = Alternate, **S** = Skip, **V** = Vice-Skip, **C** = Coach



## Competition Summary

Session	Date Time	Sheet A	Sheet B	Sheet C	Sheet D	Sheet E	Sheet F
Session 1	24 APR 19:00	SWE 9 - 4 FRA	GER 2 - 14 CZE	AUS 8 - 4 FIN	WAL 5 - 7 AUT	DEN 4 - 5 ESP	NED 6 - 4 NZL
Session 3	25 APR 15:30	ISR 2 - 6 NOR	KOR 7 - 3 GRE	HUN 6 - 3 SVK	JPN 2 - 6 SUI	PHI 1 - 9 SCO	
Session 4	25 APR 19:30						EST 10 - 6 BEL
Session 5	26 APR 8:00	LAT 8 - 7 IRL		USA 12 - 4 POL	HKG 5 - 8 ITA	NGR 2 - 16 CAN	
Session 6	26 APR 12:00	GER 9 - 3 NED	NZL 7 - 3 ESP	AUT 6 - 9 FRA	CZE 10 - 6 DEN	AUS 8 - 5 WAL	FIN 7 - 9 SWE
Session 7	26 APR 16:00	SLO 9 - 7 NGR	ENG 12 - 2 HKG				
Session 8	26 APR 20:00	EST 1 - 12 SCO	SVK 3 - 8 PHI	KOR 5 - 4 JPN	GRE 2 - 11 NOR	HUN 4 - 9 BEL	ISR 4 - 8 SUI
Session 9	27 APR 8:00	DEN 6 - 4 NZL	AUT 3 - 6 FIN	ESP 6 - 8 GER	SWE 7 - 3 AUS	NED 5 - 8 CZE	WAL 9 - 1 FRA
Session 11	27 APR 16:00	HKG 2 - 11 USA		ITA 1 - 7 ENG	CAN 9 - 2 SLO		NGR 5 - 15 LAT
Session 13	28 APR 8:00	ENG 10 - 3 POL	CAN 9 - 4 LAT			SLO 6 - 2 IRL	ITA 2 - 9 USA
Session 14	28 APR 12:00	SUI 8 - 4 KOR	HUN 13 - 2 EST	GRE 2 - 10 ISR	BEL 10 - 5 PHI	NOR 7 - 5 JPN	SCO 13 - 1 SVK
Session 16	28 APR 20:00	CZE 14 - 0 ESP	SWE 5 - 9 WAL	DEN 12 - 5 NED	NZL 11 - 3 GER	FRA 3 - 9 FIN	AUS 6 - 7 AUT
Session 18	29 APR 12:00			LAT 3 - 7 SLO	IRL 12 - 3 NGR		
Session 19	29 APR 16:00	JPN 11 - 3 GRE	BEL 5 - 6 SCO	SUI 14 - 4 NOR	KOR 8 - 9 ISR	SVK 8 - 4 EST	PHI 6 - 11 HUN
Session 20	29 APR 20:00						POL 13 - 0 HKG
Session 21	30 APR 8:00	FIN 1 - 10 WAL	FRA 5 - 7 AUS	NZL 4 - 7 CZE	ESP 6 - 5 NED	AUT 8 - 2 SWE	GER 6 - 4 DEN
Session 22	30 APR 12:00		POL 5 - 10 ITA	IRL 3 - 5 CAN	USA 10 - 3 ENG		
Session 23	30 APR 16:00	BEL 6 - 7 SVK	ISR 6 - 7 JPN	PHI 1 - 7 EST	SCO 5 - 3 HUN	SUI 11 - 1 GRE	NOR 9 - 3 KOR
Qualification	1 MAY 9:00		HUN 2 - 8 NOR	SLO 11 - 8 AUT	GER 5 - 4 CZE	AUS 8 - 6 ENG	
Quarter-finals	1 MAY 19:00		SUI 7 - 2 SLO	USA 7 - 3 NOR	CAN 10 - 3 AUS	SCO 7 - 5 GER	
Semi-finals	2 MAY 9:00		CAN 5 - 6 SCO			USA 7 - 6 SUI	
Finals	2 MAY 14:00			USA 7 - 5 SCO	CAN 7 - 4 SUI		



## Competition Summary

### Standings after Round Robin

Group A					Group B						
Rank	Team	Games	Wins	Losses	Rank	Team	Games	Wins	Losses		
1	CAN - Canada	4	4	0	Q	1	USA - United States	4	4	0	Q
2	SLO - Slovenia	4	3	1	Q	2	ENG - England	4	3	1	Q
3	LAT - Latvia	4	2	2		3	ITA - Italy	4	2	2	
4	IRL - Ireland	4	1	3		4	POL - Poland	4	1	3	
5	NGR - Nigeria	4	0	4		5	HKG - Hong Kong, China	4	0	4	

Group C					Group D						
Rank	Team	Games	Wins	Losses	Rank	Team	Games	Wins	Losses		
1	SCO - Scotland	5	5	0	Q	1	SUI - Switzerland	5	5	0	Q
2	HUN - Hungary	5	3	2	Q	2	NOR - Norway	5	4	1	Q
3	SVK - Slovakia	5	2	3	w2	3	JPN - Japan	5	2	3	w1 DSC 59.114cm
4	EST - Estonia	5	2	3	w1	4	KOR - Korea	5	2	3	w1 DSC 88.129cm
5	BEL - Belgium	5	2	3	w0	5	ISR - Israel	5	2	3	w1 DSC 92.157cm
6	PHI - Philippines	5	1	4		6	GRE - Greece	5	0	5	

Group E					Group F						
Rank	Team	Games	Wins	Losses	Rank	Team	Games	Wins	Losses		
1	AUT - Austria	5	3	2	Q w3	1	CZE - Czechia	5	5	0	Q
2	AUS - Australia	5	3	2	Q w1,1 DSC 47.214cm	2	GER - Germany	5	3	2	Q
3	WAL - Wales	5	3	2	w1,1 DSC 48.871cm	3	ESP - Spain	5	2	3	w1 DSC 57.357cm
4	SWE - Sweden	5	3	2	w1,1 DSC 65.871cm	4	DEN - Denmark	5	2	3	w1 DSC 58.086cm
5	FIN - Finland	5	2	3		5	NZL - New Zealand	5	2	3	w1 DSC 75.429cm
6	FRA - France	5	1	4		6	NED - Netherlands	5	1	4	

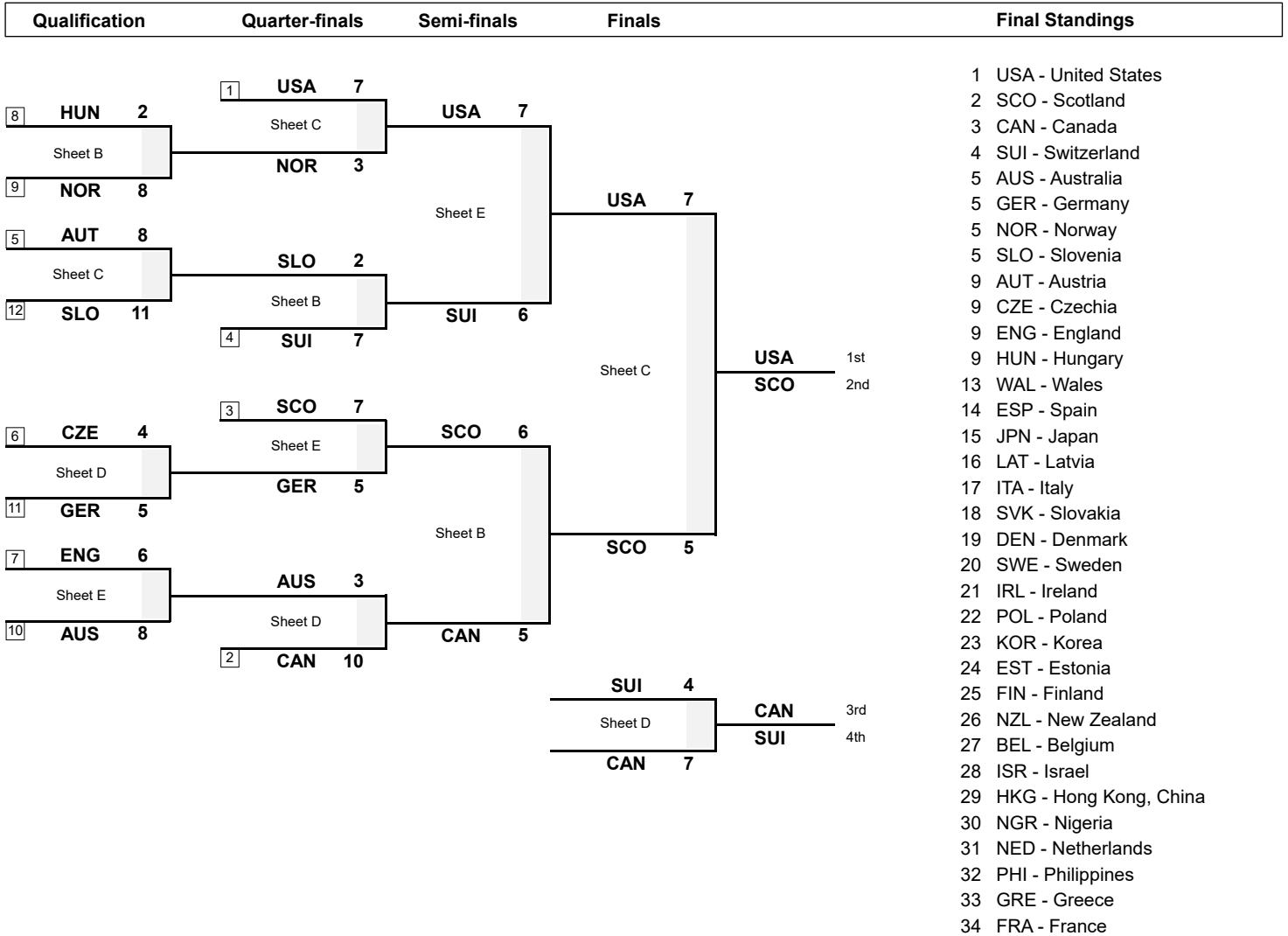
### Merged Group Standings

Rank	Team	Round Robin Results			Rank	Team	Round Robin Results			Rank	Team	Round Robin Results		
		Group Rank		DSC			Group Rank		DSC			Group Rank		DSC
1	USA - United States	B	1	28.129cm	13	WAL - Wales	E	3	48.871cm	25	FIN - Finland	E	5	43.957cm
2	CAN - Canada	A	1	28.700cm	14	ESP - Spain	F	3	57.357cm	26	NZL - New Zealand	F	5	75.429cm
3	SCO - Scotland	C	1	40.157cm	15	JPN - Japan	D	3	59.114cm	27	BEL - Belgium	C	5	79.686cm
4	SUI - Switzerland	D	1	43.300cm	16	LAT - Latvia	A	3	64.800cm	28	ISR - Israel	D	5	92.157cm
5	AUT - Austria	E	1	68.457cm	17	ITA - Italy	B	3	104.471cm	29	HKG - Hong Kong	B	5	107.429cm
6	CZE - Czechia	F	1	81.957cm	18	SVK - Slovakia	C	3	116.929cm	30	NGR - Nigeria	A	5	132.043cm
7	ENG - England	B	2	25.257cm	19	DEN - Denmark	F	4	58.086cm	31	NED - Netherlands	F	6	52.171cm
8	HUN - Hungary	C	2	35.857cm	20	SWE - Sweden	E	4	65.871cm	32	PHI - Philippines	C	6	84.557cm
9	NOR - Norway	D	2	41.300cm	21	IRL - Ireland	A	4	70.886cm	33	GRE - Greece	D	6	110.014cm
10	AUS - Australia	E	2	47.214cm	22	POL - Poland	B	4	74.943cm	34	FRA - France	E	6	111.786cm
11	GER - Germany	F	2	78.671cm	23	KOR - Korea	D	4	88.129cm					
12	SLO - Slovenia	A	2	121.071cm	24	EST - Estonia	C	4	102.143cm					



## Competition Summary

### Play-offs Bracket



**Legend:**

**DSC** Draw Shot Challenge

**EE** Extra End

**Q** Qualified for the play-offs

**wn** Number of wins (n) against tied teams



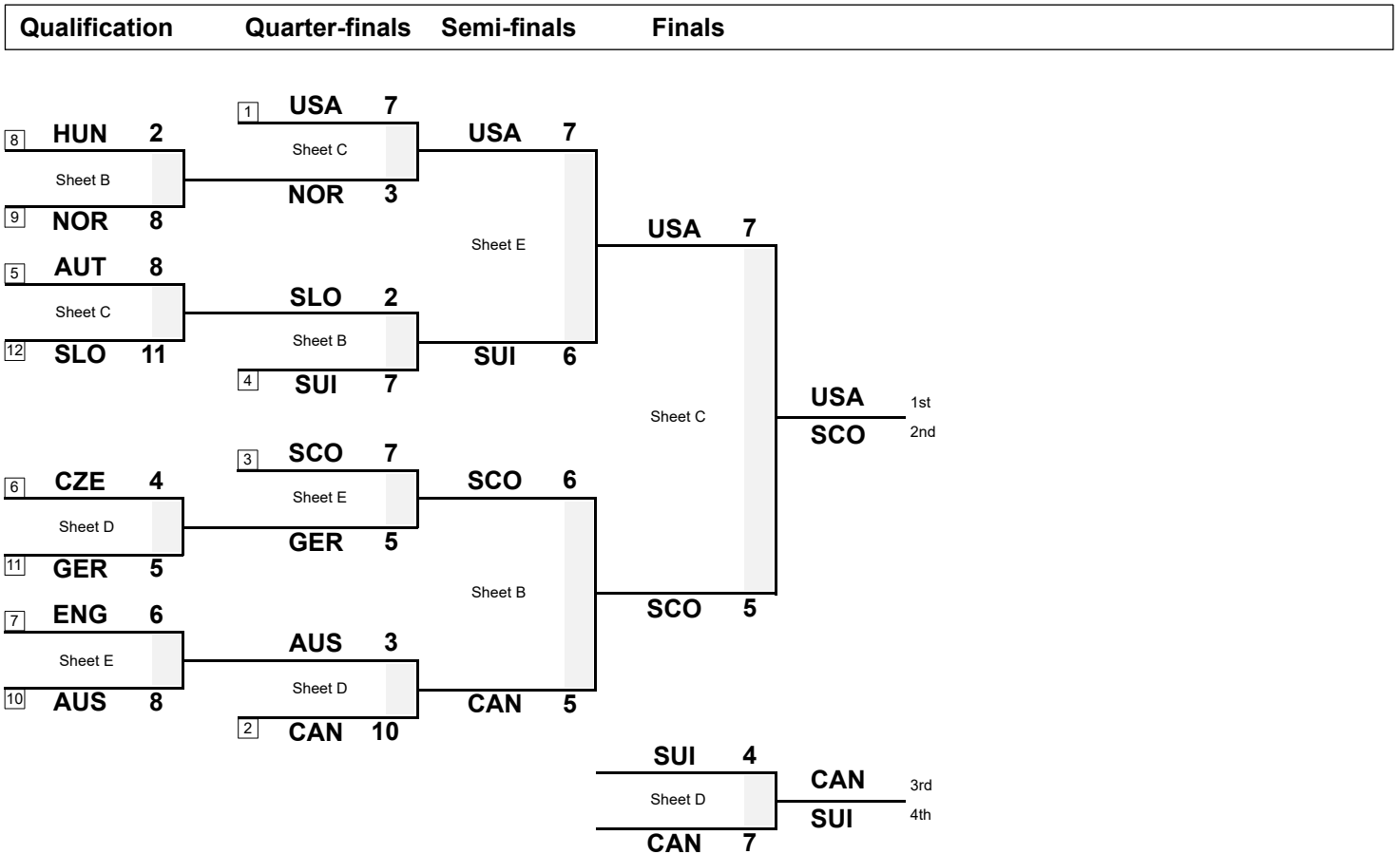
SAT 2 MAY 2026

Start Time 14:00

Session Results and Standings

Sheet	Team	LSD/LSFE	1	2	3	4	5	6	7	8	Extra Ends	Total
C	USA - United States	11.7cm *	1	0	2	3	0	1	0	X		7
	SCO - Scotland	21.4cm	0	1	0	0	2	0	2	X		5
D	CAN - Canada	139.2cm	1	1	0	1	0	0	2	2		7
	SUI - Switzerland	54.1cm *	0	0	2	0	0	2	0	0		4

Play-offs Bracket



**Legend:**  
**LSD** Last Stone Draw      **LSFE(\*)** Last Stone First End      **X** Unplayed/unfinished end due to concession





SAT 2 MAY 2026

Start Time 14:00

Gold Medal Game



### Game Results

Sheet	Team	LSFE	1	2	3	4	5	6	7	8	Extra Ends	Total
C	USA - United States	*	1	0	2	3	0	1	0	X		7
	SCO - Scotland		0	1	0	0	2	0	2	X		5

USA - United States	
4 S	FARBELOW Mike
3	RUOHONEN Rich
2 V	STOPERA Bill
1	LEHTO Darren
A	-

SCO - Scotland	
4 S	BREWSTER Tom
3 V	HARE Frazer
2	STEVENSON Robbie
1	FRAME Don
A	-

Last Stone Draw		Distance
↻	RUOHONEN Rich	5.7cm
↻	FARBELOW Mike	6.0cm
<b>Total</b>		<b>11.7cm</b>

Last Stone Draw		Distance
↻	BREWSTER Tom	10.3cm
↻	HARE Frazer	11.1cm
<b>Total</b>		<b>21.4cm</b>

**Note:**  
 Position and function for each team member:  
 4 = Fourth, 3 = Third, 2 = Second, 1 = Lead, A = Alternate, S = Skip, V = Vice-Skip

**Legend:**  
 ↻ Clockwise      ↻ Counter-clockwise      LSFE(\*) Last Stone First End  
 X Unplayed/unfinished end due to concession





SAT 2 MAY 2026  
Start Time 14:00

Bronze Medal Game



Game Results

Sheet	Team	LSFE	1	2	3	4	5	6	7	8	Extra Ends	Total
D	CAN - Canada		1	1	0	1	0	0	2	2		7
	SUI - Switzerland	*	0	0	2	0	0	2	0	0		4

CAN - Canada	
4 S	KORTE Bruce
3 V	McKEE Darrell
2	KOHUCH Kory
1	GOLANOWSKI Rory
A	HALL Arlen

SUI - Switzerland	
4 S	SCHWALLER Christof
3	ANDRES Dominic
2 V	HUERLIMANN Robert
1	KAISER Christoph
A	ISELI Rolf

Last Stone Draw		Distance
↻	McKEE Darrell	44.1cm
↻	KORTE Bruce	95.1cm
<b>Total</b>		<b>139.2cm</b>

Last Stone Draw		Distance
↻	SCHWALLER Christof	19.5cm
↻	ANDRES Dominic	34.6cm
<b>Total</b>		<b>54.1cm</b>

**Note:**  
Position and function for each team member:  
4 = Fourth, 3 = Third, 2 = Second, 1 = Lead, A = Alternate, S = Skip, V = Vice-Skip

**Legend:**  
↻ Clockwise      ↻ Counter-clockwise      **LSFE(\*)** Last Stone First End



### Scoring Analysis

Team	Games	LSFE	Stolen Ends	Last Stone Eff.	Force Eff.	Points Scored							Total	Plus / Minus
						0	1	2	3	4	>4			
USA	For	4	12	58%	57%	2	9	10	5	2	2	63	+38	
	Against	3	3			1	10	6	1	0	0	25		
CAN	For	5	15	65%	57%	0	13	7	4	3	2	61	+37	
	Against	2	3			3	11	5	1	0	0	24		
CZE	For	4	12	41%	55%	1	10	6	6	3	1	57	+35	
	Against	2	3			1	8	4	2	0	0	22		
SCO	For	7	10	52%	80%	3	10	12	6	0	2	63	+35	
	Against	1	7			2	17	4	1	0	0	28		
SUI	For	8	8	46%	50%	2	11	11	3	4	1	64	+33	
	Against	0	6			1	13	9	0	0	0	31		
WAL	For	3	11	40%	67%	1	12	3	5	0	1	38	+16	
	Against	2	5			0	8	4	2	0	0	22		
ENG	For	3	10	42%	63%	3	6	4	4	3	0	38	+14	
	Against	2	5			0	6	4	2	1	0	24		
NOR	For	5	8	50%	60%	3	9	7	4	2	1	48	+13	
	Against	2	3			3	10	4	1	2	1	35		
HUN	For	3	6	33%	43%	1	12	3	1	3	1	39	+6	
	Against	3	1			5	7	4	1	1	2	33		
NZL	For	2	8	24%	45%	0	12	6	2	0	0	30	+5	
	Against	3	5			0	8	7	1	0	0	25		
BEL	For	1	4	39%	46%	1	10	3	2	2	1	36	+4	
	Against	4	4			1	8	4	4	1	0	32		
DEN	For	2	8	31%	54%	0	13	3	3	1	0	32	+2	
	Against	3	4			0	9	3	5	0	0	30		
IRL	For	2	2	29%	80%	1	4	3	2	2	0	24	+2	
	Against	2	8			0	15	2	1	0	0	22		
JPN	For	3	5	25%	75%	0	11	3	1	1	1	29	+2	
	Against	2	8			0	14	5	1	0	0	27		
LAT	For	2	7	17%	27%	0	12	1	1	2	1	30	+2	
	Against	2	2			0	4	5	2	2	0	28		
SLO	For	0	7	29%	57%	0	12	2	4	1	1	37	+1	
	Against	6	8			0	14	4	3	0	1	36		
SWE	For	2	9	35%	30%	0	10	8	2	0	0	32	+1	
	Against	3	6			1	6	7	2	0	1	31		
AUT	For	2	13	44%	38%	1	14	8	3	0	0	39	0	
	Against	4	4			4	7	2	5	2	1	39		
ISR	For	1	6	40%	43%	1	9	6	2	1	0	31	0	
	Against	4	3			1	7	6	4	0	0	31		
AUS	For	6	5	39%	53%	1	7	10	4	1	0	43	-1	
	Against	1	14			2	19	5	5	0	0	44		



### Scoring Analysis

Team	Games	LSFE	Stolen Ends	Last Stone Eff.	Force Eff.	Points Scored							Total	Plus / Minus
						0	1	2	3	4	>4			
ITA	For	0	3	21%	60%	0	6	2	1	2	0	21	-5	
	Against	4	6			1	10	3	2	1	0	26		
FIN	For	3	4	33%	36%	2	8	4	2	0	1	27	-6	
	Against	2	7			1	8	5	5	0	0	33		
KOR	For	2	5	37%	42%	1	7	7	2	0	0	27	-6	
	Against	3	8			1	11	6	2	1	0	33		
POL	For	3	6	21%	14%	1	6	3	3	1	0	25	-7	
	Against	1	7			0	5	5	1	2	1	32		
GER	For	3	5	29%	59%	1	11	8	1	2	0	38	-11	
	Against	4	11			1	14	8	5	1	0	49		
NED	For	2	4	39%	31%	0	8	5	2	0	0	24	-15	
	Against	3	7			1	9	6	2	3	0	39		
SVK	For	1	4	29%	50%	2	8	4	2	0	0	22	-15	
	Against	4	7			1	9	5	4	0	1	37		
EST	For	2	7	19%	50%	0	9	4	1	1	0	24	-16	
	Against	3	8			0	8	4	3	1	2	40		
ESP	For	3	6	19%	67%	1	8	6	0	0	0	20	-18	
	Against	2	13			0	13	6	0	2	1	38		
FRA	For	1	2	20%	31%	2	8	3	1	0	1	22	-18	
	Against	4	9			1	10	8	3	0	1	40		
PHI	For	3	4	15%	40%	1	8	3	1	1	0	21	-19	
	Against	2	11			0	10	7	0	4	0	40		
HKG	For	2	3	6%	40%	0	7	1	0	0	0	9	-35	
	Against	2	12			0	5	3	4	4	1	44		
NGR	For	2	2	17%	11%	0	10	2	1	0	0	17	-35	
	Against	2	7			0	2	3	3	5	3	52		
GRE	For	0	2	6%	27%	1	9	1	0	0	0	11	-39	
	Against	5	8			1	4	6	3	5	1	50		
Total	92		223			33	319	169	81	38	17	1,142		

**Note:**

Stolen ends are the ends won without the last stone advantage.

Last Stone Efficiency: Scoring two or more points with last stone advantage.

Force Efficiency: Forcing the opponent team to score only one point when they have the last stone advantage.

**Legend:**

>4 More than four points scored

Eff. Efficiency

LSFE Last Stone First End



### Summary of Big Ends

Points Scored	By	Against	Session	End	Game Result
6	BEL - Belgium	HUN - Hungary	8	5	9 : 4
6	HUN - Hungary	EST - Estonia	14	3	13 : 2
6	SCO - Scotland	SVK - Slovakia	14	1	13 : 1
6	SUI - Switzerland	NOR - Norway	19	2	14 : 4
6	USA - United States	POL - Poland	5	6	12 : 4
5	CAN - Canada	SLO - Slovenia	11	1	9 : 2
5	CAN - Canada	NGR - Nigeria	5	1	16 : 2
5	CZE - Czechia	ESP - Spain	16	6	14 : 0
5	FIN - Finland	FRA - France	16	1	9 : 3
5	FRA - France	AUT - Austria	6	5	9 : 6
5	JPN - Japan	GRE - Greece	19	2	11 : 3
5	LAT - Latvia	NGR - Nigeria	11	4	15 : 5
5	NOR - Norway	HUN - Hungary	Q	5	8 : 2
5	SCO - Scotland	EST - Estonia	8	5	12 : 1
5	SLO - Slovenia	NGR - Nigeria	7	2	9 : 7
5	USA - United States	HKG - Hong Kong, China	11	2	11 : 2
5	WAL - Wales	SWE - Sweden	16	3	9 : 5
4	SUI - Switzerland	GRE - Greece	23	4	11 : 1
4	SUI - Switzerland	GRE - Greece	23	2	11 : 1
4	SUI - Switzerland	NOR - Norway	19	6	14 : 4
4	SUI - Switzerland	NOR - Norway	19	4	14 : 4
4	CAN - Canada	LAT - Latvia	13	4	9 : 4
4	CAN - Canada	NGR - Nigeria	5	4	16 : 2
4	CAN - Canada	NGR - Nigeria	5	2	16 : 2
4	CZE - Czechia	ESP - Spain	16	1	14 : 0
4	CZE - Czechia	NED - Netherlands	9	3	8 : 5
4	CZE - Czechia	GER - Germany	1	5	14 : 2
4	ENG - England	POL - Poland	13	6	10 : 3
4	ENG - England	HKG - Hong Kong, China	7	4	12 : 2
4	ENG - England	HKG - Hong Kong, China	7	3	12 : 2
4	HUN - Hungary	PHI - Philippines	19	5	11 : 6
4	HUN - Hungary	PHI - Philippines	19	1	11 : 6
4	HUN - Hungary	EST - Estonia	14	1	13 : 2
4	BEL - Belgium	PHI - Philippines	14	6	10 : 5
4	BEL - Belgium	PHI - Philippines	14	3	10 : 5
4	GER - Germany	ESP - Spain	9	1	8 : 6
4	GER - Germany	NED - Netherlands	6	3	9 : 3
4	IRL - Ireland	NGR - Nigeria	18	4	12 : 3



### Summary of Big Ends

Points Scored	By	Against	Session	End	Game Result
4	IRL - Ireland	LAT - Latvia	5	4	7 : 8
4	ITA - Italy	POL - Poland	22	5	10 : 5
4	ITA - Italy	HKG - Hong Kong, China	5	5	8 : 5
4	LAT - Latvia	NGR - Nigeria	11	6	15 : 5
4	LAT - Latvia	NGR - Nigeria	11	1	15 : 5
4	NOR - Norway	KOR - Korea	23	4	9 : 3
4	NOR - Norway	GRE - Greece	8	1	11 : 2
4	USA - United States	ENG - England	22	6	10 : 3
4	USA - United States	ITA - Italy	13	7	9 : 2
4	AUS - Australia	AUT - Austria	16	3	6 : 7
4	DEN - Denmark	NED - Netherlands	16	6	12 : 5
4	EST - Estonia	BEL - Belgium	4	5	10 : 6
4	ISR - Israel	GRE - Greece	14	3	10 : 2
4	JPN - Japan	GRE - Greece	19	5	11 : 3
4	PHI - Philippines	HUN - Hungary	19	6	6 : 11
4	POL - Poland	HKG - Hong Kong, China	20	1	13 : 0
4	SLO - Slovenia	AUT - Austria	Q	3	11 : 8

**Note:**  
Big ends are defined as ends with a score of four or more points.

**Legend:**  
Q Qualification



SAT 2 MAY 2026

Start Time 9:00

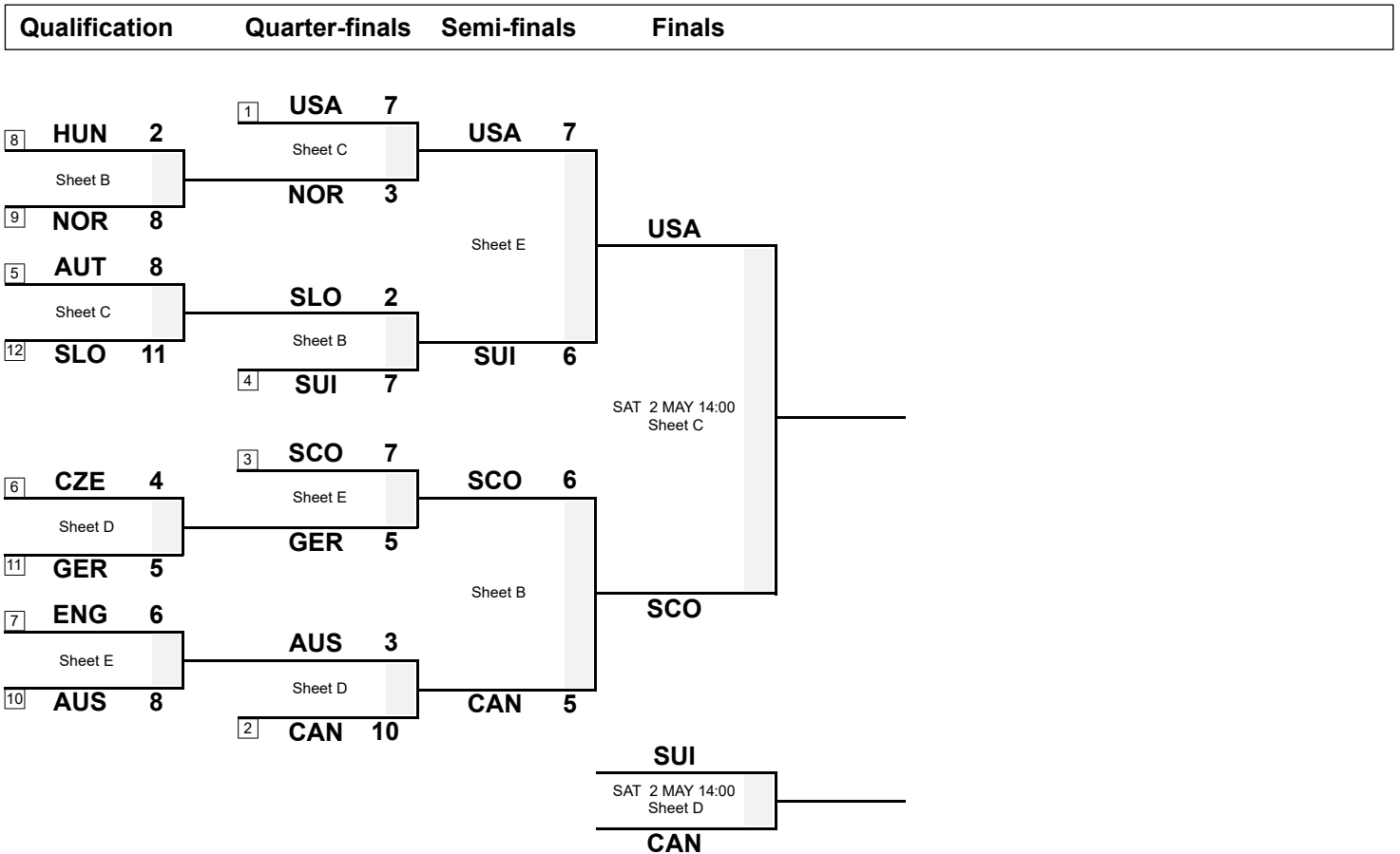
Semi-finals



### Session Results and Standings

Sheet	Team	LSD/LSFE	1	2	3	4	5	6	7	8	Extra Ends	Total
<b>B</b>	CAN - Canada	101.8cm	1	0	1	0	1	2	0	0		5
	SCO - Scotland	44.6cm *	0	2	0	0	0	0	3	1		6
<b>E</b>	USA - United States	91.1cm	0	2	0	2	0	2	1	0		7
	SUI - Switzerland	28.7cm *	2	0	2	0	1	0	0	1		6

### Play-offs Bracket



Legend:  
LSD Last Stone Draw

LSFE(\*) Last Stone First End



SAT 2 MAY 2026

Start Time 9:00

Semi-final - Sheet B



### Game Results

Sheet	Team	LSFE	1	2	3	4	5	6	7	8	Extra Ends	Total
B	CAN - Canada		1	0	1	0	1	2	0	0		5
	SCO - Scotland	*	0	2	0	0	0	0	3	1		6

CAN - Canada	
4 S	KORTE Bruce
3 V	McKEE Darrell
2	KOHUCH Kory
1	GOLANOWSKI Rory
A	HALL Arlen

SCO - Scotland	
4 S	BREWSTER Tom
3 V	HARE Frazer
2	STEVENSON Robbie
1	FRAME Don
A	-

Last Stone Draw		Distance
↻	McKEE Darrell	3.4cm
↻	KORTE Bruce	98.4cm
<b>Total</b>		<b>101.8cm</b>

Last Stone Draw		Distance
↻	BREWSTER Tom	34.9cm
↻	HARE Frazer	9.7cm
<b>Total</b>		<b>44.6cm</b>

**Note:**  
 Position and function for each team member:  
**4** = Fourth, **3** = Third, **2** = Second, **1** = Lead, **A** = Alternate, **S** = Skip, **V** = Vice-Skip

**Legend:**  
 ↻ Clockwise      ↻ Counter-clockwise      **LSFE(\*)** Last Stone First End



# ACE & Company World Senior Curling Championships 2026

Curling Club Trois-Chêne, Geneva, Switzerland

Men



SAT 2 MAY 2026

Start Time 9:00

Semi-final - Sheet E



## Game Results

Sheet	Team	LSFE	1	2	3	4	5	6	7	8	Extra Ends	Total
E	USA - United States		0	2	0	2	0	2	1	0		7
	SUI - Switzerland	*	2	0	2	0	1	0	0	1		6

USA - United States	
4 S	FARBELOW Mike
3	RUOHONEN Rich
2 V	STOPERA Bill
1	LEHTO Darren
A	-

SUI - Switzerland	
4 S	SCHWALLER Christof
3	ANDRES Dominic
2 V	HUERLIMANN Robert
1	KAISER Christoph
A	ISELI Rolf

Last Stone Draw		Distance
↻	STOPERA Bill	74.6cm
↻	FARBELOW Mike	16.5cm
<b>Total</b>		<b>91.1cm</b>

Last Stone Draw		Distance
↻	SCHWALLER Christof	19.8cm
↻	ANDRES Dominic	8.9cm
<b>Total</b>		<b>28.7cm</b>

**Note:**  
Position and function for each team member:  
4 = Fourth, 3 = Third, 2 = Second, 1 = Lead, A = Alternate, S = Skip, V = Vice-Skip

**Legend:**  
↻ Clockwise      ↻ Counter-clockwise      LSFE(\*) Last Stone First End



FRI 1 MAY 2026  
Start Time 19:00

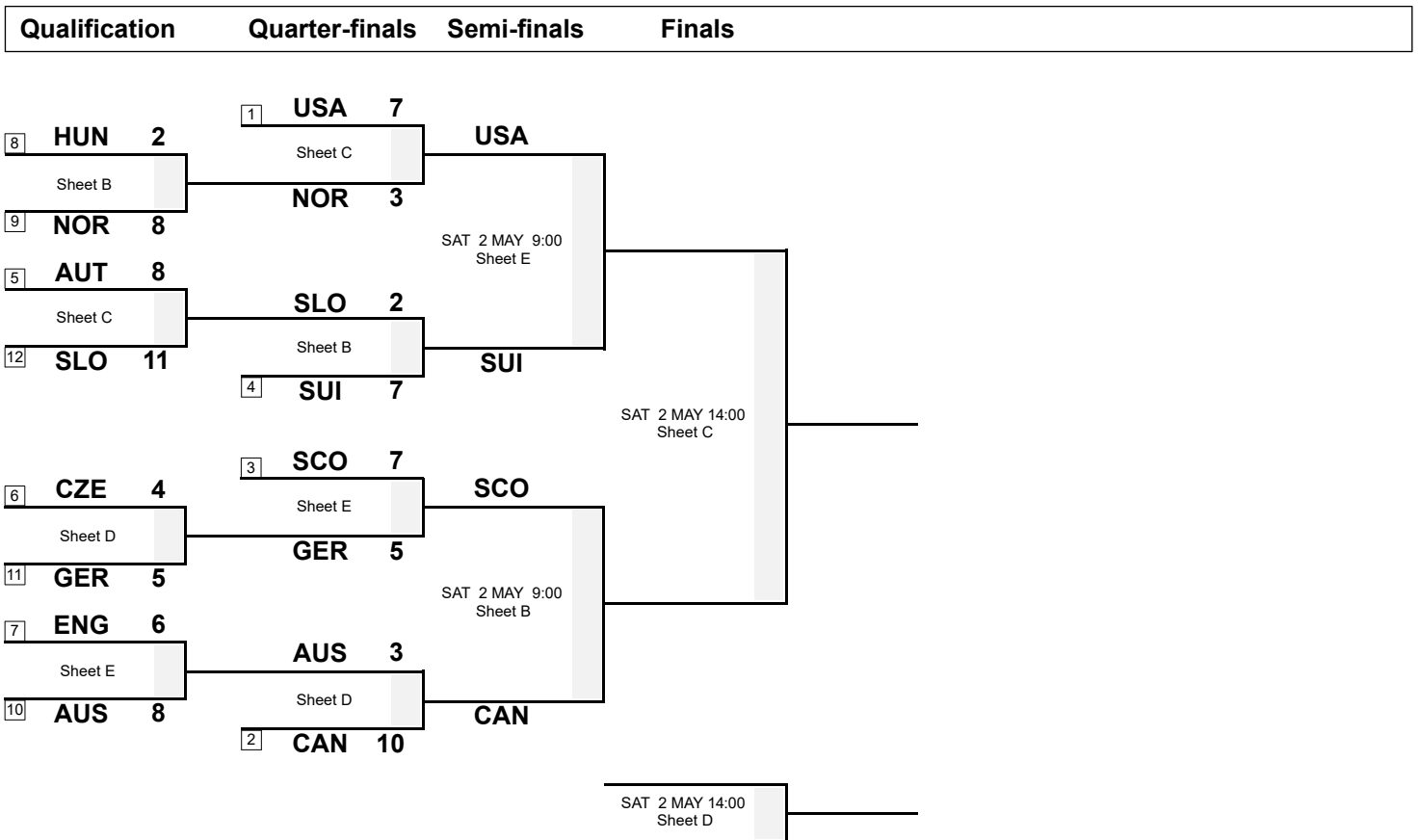
Quarter-finals



Session Results and Standings

Sheet	Team	LSFE	1	2	3	4	5	6	7	8	Extra Ends	Total
B	SUI - Switzerland	*	0	1	1	3	2	0	X	X		7
	SLO - Slovenia		1	0	0	0	0	1	X	X		2
C	USA - United States	*	0	0	0	0	2	2	3	X		7
	NOR - Norway		0	1	0	2	0	0	0	X		3
D	CAN - Canada	*	3	3	1	0	3	0	X	X		10
	AUS - Australia		0	0	0	1	0	2	X	X		3
E	SCO - Scotland	*	3	0	0	1	0	2	1	0		7
	GER - Germany		0	2	1	0	1	0	0	1		5

Play-offs Bracket



Legend:  
 LSFE(\*) Last Stone First End      X      Unplayed/unfinished end due to concession





FRI 1 MAY 2026  
Start Time 19:00

Quarter-final - Sheet B



### Game Results

Sheet	Team	LSFE	1	2	3	4	5	6	7	8	Extra Ends	Total
B	SUI - Switzerland	*	0	1	1	3	2	0	X	X		7
	SLO - Slovenia		1	0	0	0	0	1	X	X		2

SUI - Switzerland	
4 S	SCHWALLER Christof
3	ANDRES Dominic
2 V	HUERLIMANN Robert
1	KAISER Christoph
A	ISELI Rolf

SLO - Slovenia	
4 S	RESMAN Mitja
3	OMERZEL Bostjan
2 V	PRAPROTNIK Silvo
1	GREGORI Darko
A	-

**Note:**  
Position and function for each team member:  
4 = Fourth, 3 = Third, 2 = Second, 1 = Lead, A = Alternate, S = Skip, V = Vice-Skip

**Legend:**  
LSFE(\*) Last Stone First End                      X    Unplayed/unfinished end due to concession



FRI 1 MAY 2026  
Start Time 19:00

Quarter-final - Sheet C



Game Results

Sheet	Team	LSFE	1	2	3	4	5	6	7	8	Extra Ends	Total
C	USA - United States	*	0	0	0	0	2	2	3	X		7
	NOR - Norway		0	1	0	2	0	0	0	X		3

USA - United States	
4 S	FARBELOW Mike
3	RUOHONEN Rich
2 V	STOPERA Bill
1	LEHTO Darren
A	-

NOR - Norway	
4 S	SAGEN Rolf
3	HUMLEKJAER Frank
2	SANDBAKER Karsten
1 V	KARTERUD Jon Sverre
A	HEGLAND Arild

**Note:**  
Position and function for each team member:  
4 = Fourth, 3 = Third, 2 = Second, 1 = Lead, A = Alternate, S = Skip, V = Vice-Skip

**Legend:**  
LSFE(\*) Last Stone First End                      X    Unplayed/unfinished end due to concession



FRI 1 MAY 2026  
Start Time 19:00

Quarter-final - Sheet D



Game Results

Sheet	Team	LSFE	1	2	3	4	5	6	7	8	Extra Ends	Total
D	CAN - Canada	*	3	3	1	0	3	0	X	X		10
	AUS - Australia		0	0	0	1	0	2	X	X		3

CAN - Canada	
4 S	KORTE Bruce
3 V	McKEE Darrell
2	KOHUCH Kory
1	GOLANOWSKI Rory
A	HALL Arlen

AUS - Australia	
4	DAVIS Geoff
3 V	JOHNS Steve
2	HEWITT Steve
1 S	MILLIKIN Hugh
A	-

**Note:**  
Position and function for each team member:  
4 = Fourth, 3 = Third, 2 = Second, 1 = Lead, A = Alternate, S = Skip, V = Vice-Skip

**Legend:**  
LSFE(\*) Last Stone First End                      X    Unplayed/unfinished end due to concession



FRI 1 MAY 2026  
Start Time 19:00

Quarter-final - Sheet E



Game Results

Sheet	Team	LSFE	1	2	3	4	5	6	7	8	Extra Ends	Total
E	SCO - Scotland	*	3	0	0	1	0	2	1	0		7
	GER - Germany		0	2	1	0	1	0	0	1		5

SCO - Scotland	
4 S	BREWSTER Tom
3 V	HARE Frazer
2	STEVENSON Robbie
1	FRAME Don
A	-

GER - Germany	
4 S	SAILE Uwe
3	GOLDEMANN Sven
2 V	MOECKEL Christoph
1	KUEHLWEIN Ruediger
A	-

**Note:**  
Position and function for each team member:  
4 = Fourth, 3 = Third, 2 = Second, 1 = Lead, A = Alternate, S = Skip, V = Vice-Skip

**Legend:**  
LSFE(\*) Last Stone First End



FRI 1 MAY 2026

Start Time 9:00

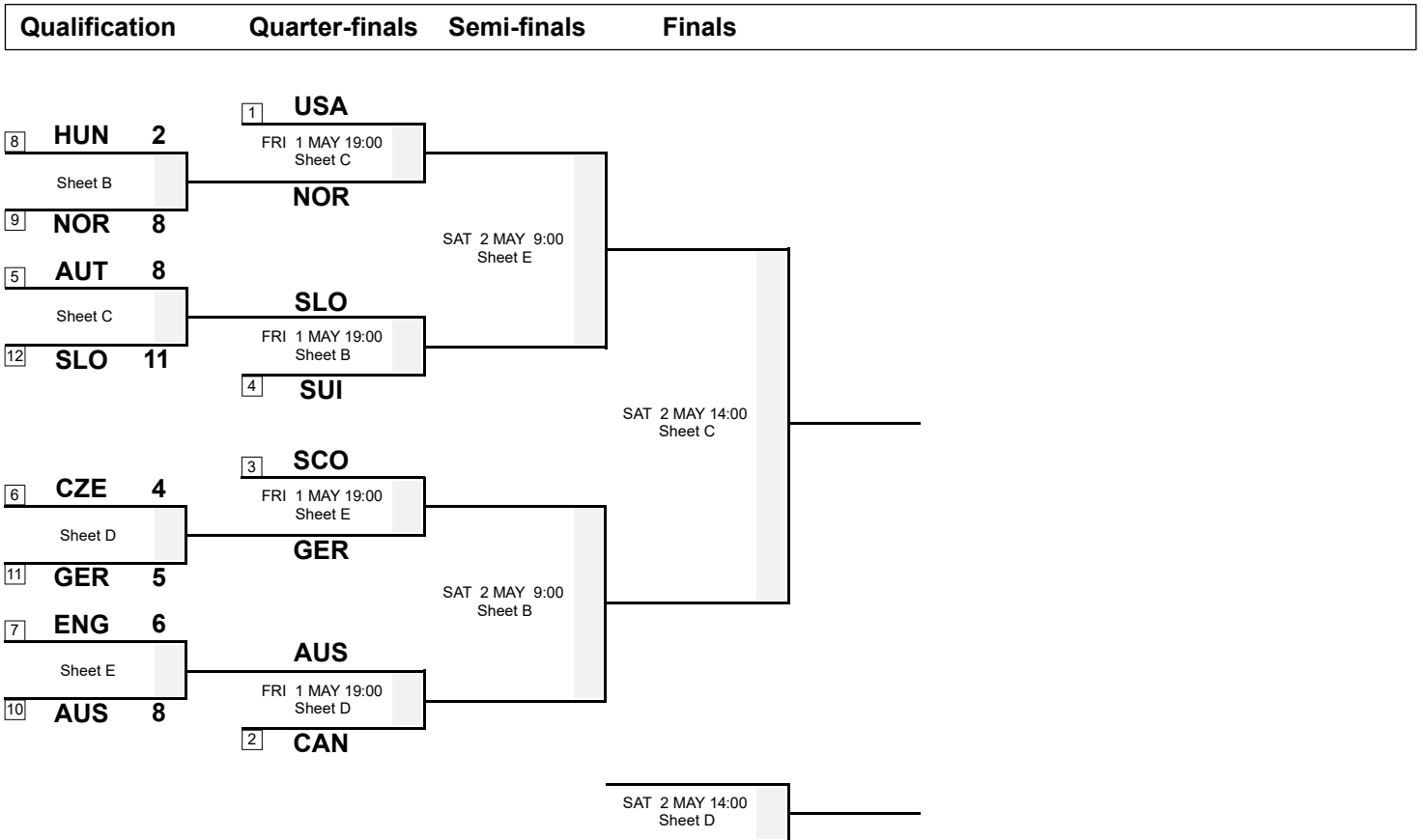
Qualification Games



Session Results and Standings

Sheet	Team	LSD/LSFE	1	2	3	4	5	6	7	8	Extra Ends	Total
B	HUN - Hungary	248.6cm	0	0	0	1	0	1	X	X		2
	NOR - Norway	211.3cm *	0	0	3	0	5	0	X	X		8
C	SLO - Slovenia		0	0	4	0	3	3	0	1		11
	AUT - Austria	*	3	1	0	2	0	0	2	0		8
D	GER - Germany		0	0	0	2	1	0	1	0	1	5
	CZE - Czechia	*	0	1	1	0	0	1	0	1	0	4
E	AUS - Australia	70.6cm *	1	0	2	0	0	3	0	2		8
	ENG - England	112.1cm	0	0	0	0	3	0	3	0		6

Play-offs Bracket



**Legend:**  
 LSD Last Stone Draw      LSFE(\*) Last Stone First End      X Unplayed/unfinished end due to concession





## ACE &amp; Company World Senior Curling Championships 2026

Curling Club Trois-Chêne, Geneva, Switzerland

Men

**WORLD  
CURLING**

FRI 1 MAY 2026

Start Time 9:00

Qualification Game - Sheet B

## Game Results

Sheet	Team	LSFE	1	2	3	4	5	6	7	8	Extra Ends	Total
B	HUN - Hungary		0	0	0	1	0	1	X	X		2
	NOR - Norway	*	0	0	3	0	5	0	X	X		8

**HUN - Hungary**

4 S NAGY Gyorgy  
3 JAKAB Zoltan  
2 V BARTALUS Gabor  
1 BARNA Krisztian  
A -

**NOR - Norway**

4 S SAGEN Rolf  
3 HUMLEKJAER Frank  
2 SANDAAKER Karsten  
1 V KARTERUD Jon Sverre  
A HEGLAND Arild

**Last Stone Draw**

↻ JAKAB Zoltan 199.6cm  
↻ NAGY Gyorgy 49.0cm

**Total 248.6cm**

**Last Stone Draw**

↻ SANDAAKER Karsten 42.6cm  
↻ SAGEN Rolf 168.7cm

**Total 211.3cm**

**Note:**

Position and function for each team member:

4 = Fourth, 3 = Third, 2 = Second, 1 = Lead, A = Alternate, S = Skip, V = Vice-Skip

**Legend:**

↻ Clockwise

↻ Counter-clockwise

LSFE(\*) Last Stone First End

X Unplayed/unfinished end due to concession



FRI 1 MAY 2026

Start Time 9:00

Qualification Game - Sheet C



Game Results

Sheet	Team	LSFE	1	2	3	4	5	6	7	8	Extra Ends	Total
C	SLO - Slovenia		0	0	4	0	3	3	0	1		11
	AUT - Austria	*	3	1	0	2	0	0	2	0		8

SLO - Slovenia	
4 S	RESMAN Mitja
3	OMERZEL Bostjan
2 V	PRAPROTNIK Silvo
1	GREGORI Darko
A	-

AUT - Austria	
4 V	HIGATZBERGER Gernot
3 S	GRUENDHAMMER Hubert
2	GENNER Alois
1	STEFAN Markus
A	KRAMLINGER Peter

**Note:**  
 Position and function for each team member:  
 4 = Fourth, 3 = Third, 2 = Second, 1 = Lead, A = Alternate, S = Skip, V = Vice-Skip

**Legend:**  
 LSFE(\*) Last Stone First End



FRI 1 MAY 2026

Start Time 9:00

Qualification Game - Sheet D



Game Results

Sheet	Team	LSFE	1	2	3	4	5	6	7	8	Extra	Ends	Total
D	GER - Germany		0	0	0	2	1	0	1	0	1		5
	CZE - Czechia	*	0	1	1	0	0	1	0	1	0		4

GER - Germany	
4 S	SAILE Uwe
3	GOLDEMANN Sven
2 V	MOECKEL Christoph
1	KUEHLWEIN Ruediger
A	-

CZE - Czechia	
4 S	SIK David
3 V	BROZEK Marek
2	MENSIK Pavel
1	CHOBOT Jiri
A	-

**Note:**  
 Position and function for each team member:  
 4 = Fourth, 3 = Third, 2 = Second, 1 = Lead, A = Alternate, S = Skip, V = Vice-Skip

**Legend:**  
 LSFE(\*) Last Stone First End



FRI 1 MAY 2026

Start Time 9:00

Qualification Game - Sheet E

### Game Results

Sheet	Team	LSFE	1	2	3	4	5	6	7	8	Extra Ends	Total
E	AUS - Australia	*	1	0	2	0	0	3	0	2		8
	ENG - England		0	0	0	0	3	0	3	0		6

AUS - Australia	
4	DAVIS Geoff
3 V	JOHNS Steve
2	HEWITT Steve
1 S	MILLIKIN Hugh
A	-

ENG - England	
4 S	McGLYNN Douglas
3	BRAND Stuart
2	GREGORY Martin
1 V	McGLYNN Andy
A	-

Last Stone Draw		Distance
↻	DAVIS Geoff	41.8cm
↺	JOHNS Steve	28.8cm
<b>Total</b>		<b>70.6cm</b>

Last Stone Draw		Distance
↻	McGLYNN Douglas	6.8cm
↺	GREGORY Martin	105.3cm
<b>Total</b>		<b>112.1cm</b>

**Note:**  
Position and function for each team member:  
4 = Fourth, 3 = Third, 2 = Second, 1 = Lead, A = Alternate, S = Skip, V = Vice-Skip

**Legend:**  
↻ Clockwise      ↺ Counter-clockwise      LSFE(\*) Last Stone First End





### Competition Matrix

#### Group A

Team	CAN	IRL	LAT	NGR	SLO
CAN		5 - 3	9 - 4	16 - 2	9 - 2
IRL	3 - 5		7 - 8	12 - 3	2 - 6
LAT	4 - 9	8 - 7		15 - 5	3 - 7
NGR	2 - 16	3 - 12	5 - 15		7 - 9
SLO	2 - 9	6 - 2	7 - 3	9 - 7	

#### Standings after Round Robin

Rank	Team	Games	Wins	Losses	
1	CAN - Canada	4	4	0	Q
2	SLO - Slovenia	4	3	1	Q
3	LAT - Latvia	4	2	2	
4	IRL - Ireland	4	1	3	
5	NGR - Nigeria	4	0	4	

#### Group B

Team	ENG	HKG	ITA	POL	USA
ENG		12 - 2	7 - 1	10 - 3	3 - 10
HKG	2 - 12		5 - 8	0 - 13	2 - 11
ITA	1 - 7	8 - 5		10 - 5	2 - 9
POL	3 - 10	13 - 0	5 - 10		4 - 12
USA	10 - 3	11 - 2	9 - 2	12 - 4	

#### Standings after Round Robin

Rank	Team	Games	Wins	Losses	
1	USA - United States	4	4	0	Q
2	ENG - England	4	3	1	Q
3	ITA - Italy	4	2	2	
4	POL - Poland	4	1	3	
5	HKG - Hong Kong, China	4	0	4	

## Competition Matrix

### Group C

Team	BEL	EST	HUN	PHI	SCO	SVK
<b>BEL</b>		6 - 10	9 - 4	10 - 5	5 - 6	6 - 7
<b>EST</b>	10 - 6		2 - 13	7 - 1	1 - 12	4 - 8
<b>HUN</b>	4 - 9	13 - 2		11 - 6	3 - 5	6 - 3
<b>PHI</b>	5 - 10	1 - 7	6 - 11		1 - 9	8 - 3
<b>SCO</b>	6 - 5	12 - 1	5 - 3	9 - 1		13 - 1
<b>SVK</b>	7 - 6	8 - 4	3 - 6	3 - 8	1 - 13	

### Standings after Round Robin

Rank	Team	Games	Wins	Losses		
1	SCO - Scotland	5	5	0	Q	
2	HUN - Hungary	5	3	2	Q	
3	SVK - Slovakia	5	2	3		w2
4	EST - Estonia	5	2	3		w1
5	BEL - Belgium	5	2	3		w0
6	PHI - Philippines	5	1	4		

### Group D

Team	GRE	ISR	JPN	KOR	NOR	SUI
<b>GRE</b>		2 - 10	3 - 11	3 - 7	2 - 11	1 - 11
<b>ISR</b>	10 - 2		6 - 7	9 - 8	2 - 6	4 - 8
<b>JPN</b>	11 - 3	7 - 6		4 - 5	5 - 7	2 - 6
<b>KOR</b>	7 - 3	8 - 9	5 - 4		3 - 9	4 - 8
<b>NOR</b>	11 - 2	6 - 2	7 - 5	9 - 3		4 - 14
<b>SUI</b>	11 - 1	8 - 4	6 - 2	8 - 4	14 - 4	

### Standings after Round Robin

Rank	Team	Games	Wins	Losses				
1	SUI - Switzerland	5	5	0	Q			
2	NOR - Norway	5	4	1	Q			
3	JPN - Japan	5	2	3		w1	DSC	59.114cm
4	KOR - Korea	5	2	3		w1	DSC	88.129cm
5	ISR - Israel	5	2	3		w1	DSC	92.157cm
6	GRE - Greece	5	0	5				

## Competition Matrix

### Group E

Team	AUS	AUT	FIN	FRA	SWE	WAL
<b>AUS</b>		6 - 7	8 - 4	7 - 5	3 - 7	8 - 5
<b>AUT</b>	7 - 6		3 - 6	6 - 9	8 - 2	7 - 5
<b>FIN</b>	4 - 8	6 - 3		9 - 3	7 - 9	1 - 10
<b>FRA</b>	5 - 7	9 - 6	3 - 9		4 - 9	1 - 9
<b>SWE</b>	7 - 3	2 - 8	9 - 7	9 - 4		5 - 9
<b>WAL</b>	5 - 8	5 - 7	10 - 1	9 - 1	9 - 5	

### Standings after Round Robin

Rank	Team	Games	Wins	Losses				
1	AUT - Austria	5	3	2	Q	w3		
2	AUS - Australia	5	3	2	Q	w1,1	DSC	47.214cm
3	WAL - Wales	5	3	2		w1,1	DSC	48.871cm
4	SWE - Sweden	5	3	2		w1,1	DSC	65.871cm
5	FIN - Finland	5	2	3				
6	FRA - France	5	1	4				

### Group F

Team	CZE	DEN	ESP	GER	NED	NZL
<b>CZE</b>		10 - 6	14 - 0	14 - 2	8 - 5	7 - 4
<b>DEN</b>	6 - 10		4 - 5	4 - 6	12 - 5	6 - 4
<b>ESP</b>	0 - 14	5 - 4		6 - 8	6 - 5	3 - 7
<b>GER</b>	2 - 14	6 - 4	8 - 6		9 - 3	3 - 11
<b>NED</b>	5 - 8	5 - 12	5 - 6	3 - 9		6 - 4
<b>NZL</b>	4 - 7	4 - 6	7 - 3	11 - 3	4 - 6	

### Standings after Round Robin

Rank	Team	Games	Wins	Losses				
1	CZE - Czechia	5	5	0	Q			
2	GER - Germany	5	3	2	Q			
3	ESP - Spain	5	2	3		w1	DSC	57.357cm
4	DEN - Denmark	5	2	3		w1	DSC	58.086cm
5	NZL - New Zealand	5	2	3		w1	DSC	75.429cm
6	NED - Netherlands	5	1	4				

**Legend:**
**DSC** Draw Shot Challenge

**Q** Qualified for the play-offs

**wn** Number of wins (n) against tied teams



### Draw Shot Challenge by Group

Group A		Stone Rotation	Last Stone Draw in each Round Robin Game				DSC
Rank	Team		1	2	3	4	
1	CAN - Canada	↻	34.3	5.9	13.9	45.7	<b>28.700cm</b>
		↻	<del>89.7</del>	15.6	2.2	83.3	
2	LAT - Latvia	↻	49.6	19.3	81.9	40.9	<b>64.800cm</b>
		↻	112.3	<del>199.6</del>	4.0	145.6	
3	IRL - Ireland	↻	150.2	41.7	18.8	47.2	<b>70.886cm</b>
		↻	54.5	55.3	128.5	<del>155.5</del>	
4	SLO - Slovenia	↻	<del>199.6</del>	91.7	31.7	183.6	<b>121.071cm</b>
		↻	170.6	103.9	133.2	132.8	
5	NGR - Nigeria	↻	<del>199.6</del>	199.6	50.4	91.4	<b>132.043cm</b>
		↻	69.0	164.0	150.3	199.6	

Group B		Stone Rotation	Last Stone Draw in each Round Robin Game				DSC
Rank	Team		1	2	3	4	
1	ENG - England	↻	32.1	35.1	20.9	<del>43.3</del>	<b>25.257cm</b>
		↻	3.7	38.8	24.8	21.4	
2	USA - United States	↻	<del>93.9</del>	9.7	19.6	6.4	<b>28.129cm</b>
		↻	50.5	23.8	25.4	61.5	
3	POL - Poland	↻	44.1	112.7	92.8	68.5	<b>74.943cm</b>
		↻	99.9	53.0	<del>127.7</del>	53.6	
4	ITA - Italy	↻	<del>199.6</del>	66.4	47.8	39.3	<b>104.471cm</b>
		↻	199.6	93.9	199.6	84.7	
5	HKG - Hong Kong, China	↻	<del>199.6</del>	24.0	52.9	114.2	<b>107.429cm</b>
		↻	150.1	199.6	39.5	171.7	

Group C		Stone Rotation	Last Stone Draw in each Round Robin Game					DSC
Rank	Team		1	2	3	4	5	
1	HUN - Hungary	↻	33.6	67.2	17.1	30.6	<del>98.6</del>	<b>35.857cm</b>
		↻	24.1	60.8	17.6	<del>199.6</del>	<del>177.9</del>	
2	SCO - Scotland	↻	35.0	70.9	24.7	16.5	<del>50.7</del>	<b>40.157cm</b>
		↻	50.8	14.0	<del>112.2</del>	69.2	<del>5.4</del>	
3	BEL - Belgium	↻	24.6	63.4	30.0	<del>199.6</del>	<del>199.6</del>	<b>79.686cm</b>
		↻	114.7	109.6	15.9	199.6	<del>167.9</del>	
4	PHI - Philippines	↻	103.1	124.6	55.8	79.8	<del>47.6</del>	<b>84.557cm</b>
		↻	<del>199.6</del>	181.3	34.6	12.7	<del>44.6</del>	
5	EST - Estonia	↻	135.2	174.3	109.8	<del>191.1</del>	<del>80.3</del>	<b>102.143cm</b>
		↻	61.3	63.2	84.9	86.3	<del>106.2</del>	
6	SVK - Slovakia	↻	79.8	<del>199.6</del>	127.0	132.6	<del>43.2</del>	<b>116.929cm</b>
		↻	43.4	169.0	75.6	191.1	<del>37.9</del>	



### Draw Shot Challenge by Group

Group D		Stone Rotation	Last Stone Draw in each Round Robin Game					DSC
Rank	Team		1	2	3	4	5	
1	NOR - Norway	↻	15.7	82.6	22.8	<del>111.7</del>	<del>145.7</del>	41.300cm
		↻	20.5	75.3	48.0	24.2	<del>18.6</del>	
2	SUI - Switzerland	↻	28.1	80.3	<del>132.1</del>	18.1	<del>31.1</del>	43.300cm
		↻	18.7	20.1	87.5	50.3	<del>54.7</del>	
3	JPN - Japan	↻	16.5	103.3	<del>172.1</del>	13.1	<del>7.1</del>	59.114cm
		↻	48.1	44.0	167.0	21.8	<del>158.8</del>	
4	KOR - Korea	↻	26.0	86.4	54.9	52.3	<del>199.6</del>	88.129cm
		↻	92.5	<del>199.6</del>	199.6	105.2	<del>36.5</del>	
5	ISR - Israel	↻	<del>199.6</del>	199.6	45.9	102.5	<del>12.6</del>	92.157cm
		↻	15.4	145.4	52.8	83.5	<del>199.6</del>	
6	GRE - Greece	↻	151.7	33.7	97.3	193.8	<del>52.4</del>	110.014cm
		↻	<del>199.6</del>	199.6	8.5	85.5	<del>108.2</del>	

Group E		Stone Rotation	Last Stone Draw in each Round Robin Game					DSC
Rank	Team		1	2	3	4	5	
1	FIN - Finland	↻	108.3	26.9	21.6	22.1	<del>42.0</del>	43.957cm
		↻	<del>199.6</del>	47.5	40.6	40.7	<del>54.0</del>	
2	AUS - Australia	↻	<del>167.3</del>	17.0	17.4	86.3	<del>46.2</del>	47.214cm
		↻	100.9	14.9	29.5	64.5	<del>22.2</del>	
3	WAL - Wales	↻	42.1	16.4	28.5	<del>166.5</del>	<del>18.3</del>	48.871cm
		↻	27.9	20.0	64.2	143.0	<del>74.3</del>	
4	SWE - Sweden	↻	20.5	80.6	17.7	69.1	<del>58.5</del>	65.871cm
		↻	43.6	<del>199.6</del>	30.0	199.6	<del>57.7</del>	
5	AUT - Austria	↻	38.8	68.4	<del>199.6</del>	139.2	<del>36.7</del>	68.457cm
		↻	51.1	57.4	39.5	84.8	<del>4.2</del>	
6	FRA - France	↻	<del>199.6</del>	66.3	199.6	37.8	<del>47.6</del>	111.786cm
		↻	29.3	50.3	199.6	199.6	<del>102.8</del>	

Group F		Stone Rotation	Last Stone Draw in each Round Robin Game					DSC
Rank	Team		1	2	3	4	5	
1	NED - Netherlands	↻	82.2	53.1	44.4	73.9	<del>37.1</del>	52.171cm
		↻	9.6	72.0	30.0	<del>89.2</del>	<del>199.6</del>	
2	ESP - Spain	↻	117.9	<del>147.7</del>	95.6	16.6	<del>45.7</del>	57.357cm
		↻	14.5	68.7	22.1	66.1	<del>160.0</del>	
3	DEN - Denmark	↻	102.2	<del>199.6</del>	72.1	36.9	<del>14.6</del>	58.086cm
		↻	48.4	32.3	65.8	48.9	<del>199.6</del>	
4	NZL - New Zealand	↻	<del>179.1</del>	33.4	98.8	134.6	<del>16.9</del>	75.429cm
		↻	106.0	27.4	47.3	80.5	<del>167.4</del>	
5	GER - Germany	↻	<del>199.6</del>	51.3	38.1	61.0	<del>33.5</del>	78.671cm
		↻	140.0	60.6	39.0	160.7	<del>138.3</del>	
6	CZE - Czechia	↻	<del>199.6</del>	23.4	68.5	29.2	<del>80.6</del>	81.957cm
		↻	32.8	199.6	20.6	199.6	<del>24.0</del>	



### Draw Shot Challenge by Group

**Note:**  
The Draw Shot Challenge (DSC) is the average distance of all the individual Last Stone Draws (LSD), which were delivered by a team during the round robin. Since the groups are of differing sizes, to ensure the DSC is calculated the same way, only the LSDs from the first 'equal number' of games will be used. The single least favourable result will be eliminated before calculating the average distance. The team with the lesser DSC receives the higher ranking. If the DSCs are equal then the team with the best non-equal counting LSD receives the higher ranking. In the case where all counting LSDs are equal, the team ranked higher in the official World Curling World Ranking is ranked higher.

**Legend:**  
 Clockwise     
 Counter-clockwise     
 **DSC** Draw Shot Challenge  
**nnn.n** Eliminated Last Stone Draw



### Scoring Analysis

Team	Games	LSFE	Stolen Ends	Last Stone Eff.	Force Eff.	Points Scored							Total	Plus / Minus
						0	1	2	3	4	>4			
CZE	For	3	11	54%	50%	0	6	6	6	3	1	53	+36	
	Against	2	2			1	5	3	2	0	0	17		
SCO	For	5	8	57%	88%	2	6	8	4	0	2	45	+34	
	Against	0	2			2	9	1	0	0	0	11		
SUI	For	5	5	56%	60%	1	7	6	2	4	1	47	+32	
	Against	0	1			1	7	4	0	0	0	15		
USA	For	2	8	60%	71%	0	6	4	3	2	2	42	+31	
	Against	2	1			1	6	1	1	0	0	11		
CAN	For	4	7	73%	88%	0	6	4	1	3	2	39	+28	
	Against	0	2			1	9	1	0	0	0	11		
ENG	For	3	10	33%	80%	1	6	4	2	3	0	32	+16	
	Against	1	4			0	5	2	1	1	0	16		
WAL	For	3	11	40%	67%	1	12	3	5	0	1	38	+16	
	Against	2	5			0	8	4	2	0	0	22		
HUN	For	3	6	38%	50%	1	10	3	1	3	1	37	+12	
	Against	2	1			3	7	4	0	1	1	25		
NOR	For	4	6	50%	58%	1	8	6	3	2	0	37	+11	
	Against	1	1			1	8	2	0	2	1	26		
NZL	For	2	8	24%	45%	0	12	6	2	0	0	30	+5	
	Against	3	5			0	8	7	1	0	0	25		
AUS	For	5	4	38%	73%	1	5	7	3	1	0	32	+4	
	Against	0	12			0	18	5	0	0	0	28		
BEL	For	1	4	39%	46%	1	10	3	2	2	1	36	+4	
	Against	4	4			1	8	4	4	1	0	32		
AUT	For	1	12	33%	40%	1	13	6	2	0	0	31	+3	
	Against	4	3			4	6	2	3	1	1	28		
SLO	For	0	5	31%	70%	0	9	2	2	0	1	24	+3	
	Against	4	4			0	11	1	1	0	1	21		
DEN	For	2	8	31%	54%	0	13	3	3	1	0	32	+2	
	Against	3	4			0	9	3	5	0	0	30		
IRL	For	2	2	29%	80%	1	4	3	2	2	0	24	+2	
	Against	2	8			0	15	2	1	0	0	22		
JPN	For	3	5	25%	75%	0	11	3	1	1	1	29	+2	
	Against	2	8			0	14	5	1	0	0	27		
LAT	For	2	7	17%	27%	0	12	1	1	2	1	30	+2	
	Against	2	2			0	4	5	2	2	0	28		
SWE	For	2	9	35%	30%	0	10	8	2	0	0	32	+1	
	Against	3	6			1	6	7	2	0	1	31		
ISR	For	1	6	40%	43%	1	9	6	2	1	0	31	0	
	Against	4	3			1	7	6	4	0	0	31		



### Scoring Analysis

Team	Games	LSFE	Stolen Ends	Last Stone Eff.	Force Eff.	Points Scored							Total	Plus / Minus
						0	1	2	3	4	>4			
ITA	For	0	3	21%	60%	0	6	2	1	2	0	21	-5	
	Against	4	6			1	10	3	2	1	0	26		
FIN	For	3	4	33%	36%	2	8	4	2	0	1	27	-6	
	Against	2	7			1	8	5	5	0	0	33		
KOR	For	2	5	37%	42%	1	7	7	2	0	0	27	-6	
	Against	3	8			1	11	6	2	1	0	33		
POL	For	3	6	21%	14%	1	6	3	3	1	0	25	-7	
	Against	1	7			0	5	5	1	2	1	32		
GER	For	3	3	30%	55%	1	5	6	1	2	0	28	-10	
	Against	2	9			0	8	7	4	1	0	38		
NED	For	2	4	39%	31%	0	8	5	2	0	0	24	-15	
	Against	3	7			1	9	6	2	3	0	39		
SVK	For	1	4	29%	50%	2	8	4	2	0	0	22	-15	
	Against	4	7			1	9	5	4	0	1	37		
EST	For	2	7	19%	50%	0	9	4	1	1	0	24	-16	
	Against	3	8			0	8	4	3	1	2	40		
ESP	For	3	6	19%	67%	1	8	6	0	0	0	20	-18	
	Against	2	13			0	13	6	0	2	1	38		
FRA	For	1	2	20%	31%	2	8	3	1	0	1	22	-18	
	Against	4	9			1	10	8	3	0	1	40		
PHI	For	3	4	15%	40%	1	8	3	1	1	0	21	-19	
	Against	2	11			0	10	7	0	4	0	40		
HKG	For	2	3	6%	40%	0	7	1	0	0	0	9	-35	
	Against	2	12			0	5	3	4	4	1	44		
NGR	For	2	2	17%	11%	0	10	2	1	0	0	17	-35	
	Against	2	7			0	2	3	3	5	3	52		
GRE	For	0	2	6%	27%	1	9	1	0	0	0	11	-39	
	Against	5	8			1	4	6	3	5	1	50		
Total	80		197			24	282	143	66	37	16	999		

**Note:**

Stolen ends are the ends won without the last stone advantage.

Last Stone Efficiency: Scoring two or more points with last stone advantage.

Force Efficiency: Forcing the opponent team to score only one point when they have the last stone advantage.

**Legend:**

>4 More than four points scored

Eff. Efficiency

LSFE Last Stone First End



### Summary of Big Ends

Points Scored	By	Against	Session	End	Game Result
6	BEL - Belgium	HUN - Hungary	8	5	9 : 4
6	HUN - Hungary	EST - Estonia	14	3	13 : 2
6	SCO - Scotland	SVK - Slovakia	14	1	13 : 1
6	SUI - Switzerland	NOR - Norway	19	2	14 : 4
6	USA - United States	POL - Poland	5	6	12 : 4
5	CAN - Canada	SLO - Slovenia	11	1	9 : 2
5	CAN - Canada	NGR - Nigeria	5	1	16 : 2
5	CZE - Czechia	ESP - Spain	16	6	14 : 0
5	FIN - Finland	FRA - France	16	1	9 : 3
5	FRA - France	AUT - Austria	6	5	9 : 6
5	JPN - Japan	GRE - Greece	19	2	11 : 3
5	LAT - Latvia	NGR - Nigeria	11	4	15 : 5
5	SCO - Scotland	EST - Estonia	8	5	12 : 1
5	SLO - Slovenia	NGR - Nigeria	7	2	9 : 7
5	USA - United States	HKG - Hong Kong, China	11	2	11 : 2
5	WAL - Wales	SWE - Sweden	16	3	9 : 5
4	SUI - Switzerland	GRE - Greece	23	4	11 : 1
4	SUI - Switzerland	GRE - Greece	23	2	11 : 1
4	SUI - Switzerland	NOR - Norway	19	6	14 : 4
4	SUI - Switzerland	NOR - Norway	19	4	14 : 4
4	CAN - Canada	LAT - Latvia	13	4	9 : 4
4	CAN - Canada	NGR - Nigeria	5	4	16 : 2
4	CAN - Canada	NGR - Nigeria	5	2	16 : 2
4	CZE - Czechia	ESP - Spain	16	1	14 : 0
4	CZE - Czechia	NED - Netherlands	9	3	8 : 5
4	CZE - Czechia	GER - Germany	1	5	14 : 2
4	ENG - England	POL - Poland	13	6	10 : 3
4	ENG - England	HKG - Hong Kong, China	7	4	12 : 2
4	ENG - England	HKG - Hong Kong, China	7	3	12 : 2
4	HUN - Hungary	PHI - Philippines	19	5	11 : 6
4	HUN - Hungary	PHI - Philippines	19	1	11 : 6
4	HUN - Hungary	EST - Estonia	14	1	13 : 2
4	BEL - Belgium	PHI - Philippines	14	6	10 : 5
4	BEL - Belgium	PHI - Philippines	14	3	10 : 5
4	GER - Germany	ESP - Spain	9	1	8 : 6
4	GER - Germany	NED - Netherlands	6	3	9 : 3
4	IRL - Ireland	NGR - Nigeria	18	4	12 : 3
4	IRL - Ireland	LAT - Latvia	5	4	7 : 8



### Summary of Big Ends

Points Scored	By	Against	Session	End	Game Result
4	ITA - Italy	POL - Poland	22	5	10 : 5
4	ITA - Italy	HKG - Hong Kong, China	5	5	8 : 5
4	LAT - Latvia	NGR - Nigeria	11	6	15 : 5
4	LAT - Latvia	NGR - Nigeria	11	1	15 : 5
4	NOR - Norway	KOR - Korea	23	4	9 : 3
4	NOR - Norway	GRE - Greece	8	1	11 : 2
4	USA - United States	ENG - England	22	6	10 : 3
4	USA - United States	ITA - Italy	13	7	9 : 2
4	AUS - Australia	AUT - Austria	16	3	6 : 7
4	DEN - Denmark	NED - Netherlands	16	6	12 : 5
4	EST - Estonia	BEL - Belgium	4	5	10 : 6
4	ISR - Israel	GRE - Greece	14	3	10 : 2
4	JPN - Japan	GRE - Greece	19	5	11 : 3
4	PHI - Philippines	HUN - Hungary	19	6	6 : 11
4	POL - Poland	HKG - Hong Kong, China	20	1	13 : 0

**Note:**  
Big ends are defined as ends with a score of four or more points.



Session Results and Standings

Sheet	Team	LSD/LSFE	1	2	3	4	5	6	7	8	Extra Ends	Total
A	BEL - Belgium	367.5cm	0	1	0	0	2	0	0	3		6
	SVK - Slovakia	81.1cm *	3	0	2	0	0	1	1	0		7
B	ISR - Israel	212.2cm	1	0	0	1	2	0	2	0		6
	JPN - Japan	165.9cm *	0	1	1	0	0	2	0	3		7
C	PHI - Philippines	62.2cm *	0	0	0	0	1	0	0	X		1
	EST - Estonia	186.5cm	1	1	2	1	0	1	1	X		7
D	SCO - Scotland	56.1cm *	2	0	0	0	2	0	0	1		5
	HUN - Hungary	276.5cm	0	1	0	1	0	0	1	0		3
E	SUI - Switzerland	85.8cm *	1	4	0	4	0	2	X	X		11
	GRE - Greece	160.6cm	0	0	1	0	0	0	X	X		1
F	NOR - Norway	164.3cm *	1	1	0	4	2	0	1	X		9
	KOR - Korea	236.1cm	0	0	1	0	0	2	0	X		3

Standings after Round Robin

Group A

Rank	Team	Games	Wins	Losses	
1	CAN - Canada	4	4	0	Q
2	SLO - Slovenia	4	3	1	Q
3	LAT - Latvia	4	2	2	
4	IRL - Ireland	4	1	3	
5	NGR - Nigeria	4	0	4	

Group B

Rank	Team	Games	Wins	Losses	
1	USA - United States	4	4	0	Q
2	ENG - England	4	3	1	Q
3	ITA - Italy	4	2	2	
4	POL - Poland	4	1	3	
5	HKG - Hong Kong, China	4	0	4	

Group C

Rank	Team	Games	Wins	Losses	
1	SCO - Scotland	5	5	0	Q
2	HUN - Hungary	5	3	2	Q
3	SVK - Slovakia	5	2	3	w2
4	EST - Estonia	5	2	3	w1
5	BEL - Belgium	5	2	3	w0
6	PHI - Philippines	5	1	4	

Group D

Rank	Team	Games	Wins	Losses	
1	SUI - Switzerland	5	5	0	Q
2	NOR - Norway	5	4	1	Q
3	JPN - Japan	5	2	3	w1 DSC 59.114cm
4	KOR - Korea	5	2	3	w1 DSC 88.129cm
5	ISR - Israel	5	2	3	w1 DSC 92.157cm
6	GRE - Greece	5	0	5	

Group E

Rank	Team	Games	Wins	Losses	
1	AUT - Austria	5	3	2	Q w3
2	AUS - Australia	5	3	2	Q w1,1 DSC 47.214cm
3	WAL - Wales	5	3	2	w1,1 DSC 48.871cm
4	SWE - Sweden	5	3	2	w1,1 DSC 65.871cm
5	FIN - Finland	5	2	3	
6	FRA - France	5	1	4	

Group F

Rank	Team	Games	Wins	Losses	
1	CZE - Czechia	5	5	0	Q
2	GER - Germany	5	3	2	Q
3	ESP - Spain	5	2	3	w1 DSC 57.357cm
4	DEN - Denmark	5	2	3	w1 DSC 58.086cm
5	NZL - New Zealand	5	2	3	w1 DSC 75.429cm
6	NED - Netherlands	5	1	4	

<b>Legend:</b>	<b>DSC</b> Draw Shot Challenge	<b>LSD</b> Last Stone Draw	<b>LSFE(*)</b> Last Stone First End
<b>Q</b> Qualified for the play-offs	<b>wn</b> Number of wins (n) against tied teams	<b>X</b> Unplayed/unfinished end due to concession	



THU 30 APR 2026

Start Time 16:00

Round Robin Session 23

Group C - Sheet A

**WORLD  
CURLING**

### Game Results

Sheet	Team	LSFE	1	2	3	4	5	6	7	8	Extra Ends	Total
A	BEL - Belgium		0	1	0	0	2	0	0	3		6
	SVK - Slovakia	*	3	0	2	0	0	1	1	0		7

BEL - Belgium	
4 S	VAN WATERSCHOOT Tom
3	VANDERMEEREN Stephane
2 V	VAN ROSMALEN Chris
1	BILSEN Guy
A	-

SVK - Slovakia	
4	BALSAN Peter
3 V	MOCEK Peter
2	SYKORA Daniel
1 S	KOCIAN Pavel
A	-

Last Stone Draw		Distance
↻	VANDERMEEREN Stephane	199.6cm
↻	VAN WATERSCHOOT Tom	167.9cm
<b>Total</b>		<b>367.5cm</b>

Last Stone Draw		Distance
↻	MOCEK Peter	43.2cm
↻	SYKORA Daniel	37.9cm
<b>Total</b>		<b>81.1cm</b>

**Note:**  
Position and function for each team member:  
4 = Fourth, 3 = Third, 2 = Second, 1 = Lead, A = Alternate, S = Skip, V = Vice-Skip

**Legend:**  
↻ Clockwise      ↻ Counter-clockwise      **LSFE(\*)** Last Stone First End



THU 30 APR 2026

Start Time 16:00

Round Robin Session 23

Group D - Sheet B

WORLD CURLING

Game Results

Sheet	Team	LSFE	1	2	3	4	5	6	7	8	Extra Ends	Total
B	ISR - Israel		1	0	0	1	2	0	2	0		6
	JPN - Japan	*	0	1	1	0	0	2	0	3		7

ISR - Israel	
4 S	POKRAS Alex
3 V	HOROWITZ Aaron
2	KEMPENICH Henrique
1	MILLER Yoram
A	-

JPN - Japan	
4 S	MATSUMURA Tamotsu
3	YAMAMOTO Seiji
2	OTSUKA Akira
1 V	TOMIYASU Takahito
A	-

Last Stone Draw		Distance
🕒	HOROWITZ Aaron	12.6cm
⌚	POKRAS Alex	199.6cm
<b>Total</b>		<b>212.2cm</b>

Last Stone Draw		Distance
🕒	YAMAMOTO Seiji	7.1cm
⌚	MATSUMURA Tamotsu	158.8cm
<b>Total</b>		<b>165.9cm</b>

**Note:**  
Position and function for each team member:  
**4** = Fourth, **3** = Third, **2** = Second, **1** = Lead, **A** = Alternate, **S** = Skip, **V** = Vice-Skip

**Legend:**  
🕒 Clockwise                                  ⌚ Counter-clockwise                                  **LSFE(\*)** Last Stone First End



THU 30 APR 2026  
Start Time 16:00

Round Robin Session 23  
Group C - Sheet C

**WORLD  
CURLING**

**Game Results**

Sheet	Team	LSFE	1	2	3	4	5	6	7	8	Extra Ends	Total
C	PHI - Philippines	*	0	0	0	0	1	0	0	X		1
	EST - Estonia		1	1	2	1	0	1	1	X		7

**PHI - Philippines**

4 S	OCHOCO Jonathan
3 V	GARBES Peter
2	NAZARENO Jose
1	ONGLINGSWAN Alastair
A	GARBES Jason

**EST - Estonia**

4 S	TUBALKAIN Margus
3 V	VOOREMAA Valvo
2	JEGOROV Jaanus
1	TURMANN Tonis
A	REINOLA Hannes

**Last Stone Draw**

	Distance
↺ GARBES Peter	47.6cm
↺ ONGLINGSWAN Alastair	14.6cm
<b>Total</b>	<b>62.2cm</b>

**Last Stone Draw**

	Distance
↺ VOOREMAA Valvo	80.3cm
↺ JEGOROV Jaanus	106.2cm
<b>Total</b>	<b>186.5cm</b>

**Note:**  
Position and function for each team member:  
4 = Fourth, 3 = Third, 2 = Second, 1 = Lead, A = Alternate, S = Skip, V = Vice-Skip

**Legend:**

- ↺ Clockwise
- ↻ Counter-clockwise
- X Unplayed/unfinished end due to concession

**LSFE(\*)** Last Stone First End



THU 30 APR 2026

Start Time 16:00

Round Robin Session 23

Group C - Sheet D



Game Results

Sheet	Team	LSFE	1	2	3	4	5	6	7	8	Extra Ends	Total
D	SCO - Scotland	*	2	0	0	0	2	0	0	1		5
	HUN - Hungary		0	1	0	1	0	0	1	0		3

SCO - Scotland	
4 S	BREWSTER Tom
3 V	HARE Frazer
2	STEVENSON Robbie
1	FRAME Don
A	-

HUN - Hungary	
4 S	NAGY Gyorgy
3	JAKAB Zoltan
2 V	BARTALUS Gabor
1	BARNA Krisztian
A	-

Last Stone Draw		Distance
↻	BREWSTER Tom	50.7cm
↻	HARE Frazer	5.4cm
<b>Total</b>		<b>56.1cm</b>

Last Stone Draw		Distance
↻	JAKAB Zoltan	98.6cm
↻	NAGY Gyorgy	177.9cm
<b>Total</b>		<b>276.5cm</b>

**Note:**  
 Position and function for each team member:  
**4** = Fourth, **3** = Third, **2** = Second, **1** = Lead, **A** = Alternate, **S** = Skip, **V** = Vice-Skip

**Legend:**  
 ↻ Clockwise      ↻ Counter-clockwise      **LSFE(\*)** Last Stone First End



THU 30 APR 2026  
Start Time 16:00Round Robin Session 23  
Group D - Sheet E**WORLD  
CURLING****Game Results**

Sheet	Team	LSFE	1	2	3	4	5	6	7	8	Extra Ends	Total
E	SUI - Switzerland	*	1	4	0	4	0	2	X	X		11
	GRE - Greece		0	0	1	0	0	0	X	X		1

SUI - Switzerland	
4 S	SCHWALLER Christof
3 V	ANDRES Dominic
2	KAISER Christoph
1	ISELI Rolf
A	HUERLIMANN Robert

GRE - Greece	
4 S	KARAKOSTAS Dionysios
3 V	PANTIOS Athanasios
2	ZACHARIAS Nikolaos
1	KOLONAS Dimitrios
A	-

Last Stone Draw		Distance
↻	SCHWALLER Christof	31.1cm
↻	ISELI Rolf	54.7cm
<b>Total</b>		<b>85.8cm</b>

Last Stone Draw		Distance
↻	ZACHARIAS Nikolaos	52.4cm
↻	KARAKOSTAS Dionysios	108.2cm
<b>Total</b>		<b>160.6cm</b>

**Note:**  
Position and function for each team member:  
4 = Fourth, 3 = Third, 2 = Second, 1 = Lead, A = Alternate, S = Skip, V = Vice-Skip

**Legend:**  
↻ Clockwise      ↻ Counter-clockwise      **LSFE(\*)** Last Stone First End  
X Unplayed/unfinished end due to concession

**Game Results**

Sheet	Team	LSFE	1	2	3	4	5	6	7	8	Extra Ends	Total
F	NOR - Norway	*	1	1	0	4	2	0	1	X		9
	KOR - Korea		0	0	1	0	0	2	0	X		3

NOR - Norway	
4 S	SAGEN Rolf
3	HUMLEKJAER Frank
2	SANDEAKER Karsten
1 V	KARTERUD Jon Sverre
A	HEGLAND Arild

KOR - Korea	
4 S	JUNG Jaesuk
3 V	LEE Ilkyu
2	SON Jinsuk
1	PARK Jongwon
A	CHUNG Wonsuk

Last Stone Draw		Distance
↻	HUMLEKJAER Frank	145.7cm
↻	SAGEN Rolf	18.6cm
<b>Total</b>		<b>164.3cm</b>

Last Stone Draw		Distance
↻	LEE Ilkyu	199.6cm
↻	JUNG Jaesuk	36.5cm
<b>Total</b>		<b>236.1cm</b>

HEGLAND A replaced HUMLEKJAER F at the beginning of End 7  
 Revised line-up: (4 S) SAGEN R, (3) SANDEAKER K, (2 V) KARTERUD JS, (1) HEGLAND A

**Note:**  
 Position and function for each team member:  
 4 = Fourth, 3 = Third, 2 = Second, 1 = Lead, A = Alternate, S = Skip, V = Vice-Skip

**Legend:**  
 ↻ Clockwise                                  ↻ Counter-clockwise                                  **LSFE(\*)** Last Stone First End  
 X Unplayed/unfinished end due to concession



THU 30 APR 2026

Start Time 12:00

Round Robin Session 22



### Session Results and Standings

Sheet	Team	LSD/LSFE	1	2	3	4	5	6	7	8	Extra Ends	Total
B	POL - Poland	122.1cm *	3	0	0	1	0	0	1	0		5
	ITA - Italy	124.0cm	0	2	2	0	4	1	0	1		10
C	IRL - Ireland	202.7cm	0	0	1	0	0	0	2	X		3
	CAN - Canada	129.0cm *	2	0	0	1	1	1	0	X		5
D	USA - United States	67.9cm	3	2	0	1	0	4	X	X		10
	ENG - England	64.7cm *	0	0	2	0	1	0	X	X		3

### Current Standings

#### Group A

Rank	Team	Games	Wins	Losses	
1	CAN - Canada	4	4	0	Q
2	SLO - Slovenia	4	3	1	Q
3	LAT - Latvia	4	2	2	
4	IRL - Ireland	4	1	3	
5	NGR - Nigeria	4	0	4	

#### Group B

Rank	Team	Games	Wins	Losses	
1	USA - United States	4	4	0	Q
2	ENG - England	4	3	1	Q
3	ITA - Italy	4	2	2	
4	POL - Poland	4	1	3	
5	HKG - Hong Kong, China	4	0	4	

#### Group C

Rank	Team	Games	Wins	Losses	
1	SCO - Scotland	4	4	0	Q
2	HUN - Hungary	4	3	1	
3	BEL - Belgium	4	2	2	
4	EST - Estonia	4	1	3	
4	PHI - Philippines	4	1	3	
4	SVK - Slovakia	4	1	3	

#### Group D

Rank	Team	Games	Wins	Losses	
1	SUI - Switzerland	4	4	0	Q
2	NOR - Norway	4	3	1	
3	ISR - Israel	4	2	2	
3	KOR - Korea	4	2	2	
5	JPN - Japan	4	1	3	
6	GRE - Greece	4	0	4	

#### Group E

Rank	Team	Games	Wins	Losses	
1	AUT - Austria	5	3	2	Q w3
2	AUS - Australia	5	3	2	Q w1,1 DSC 47.214cm
3	WAL - Wales	5	3	2	w1,1 DSC 48.871cm
4	SWE - Sweden	5	3	2	w1,1 DSC 65.871cm
5	FIN - Finland	5	2	3	
6	FRA - France	5	1	4	

#### Group F

Rank	Team	Games	Wins	Losses	
1	CZE - Czechia	5	5	0	Q
2	GER - Germany	5	3	2	Q
3	ESP - Spain	5	2	3	w1 DSC 57.357cm
4	DEN - Denmark	5	2	3	w1 DSC 58.086cm
5	NZL - New Zealand	5	2	3	w1 DSC 75.429cm
6	NED - Netherlands	5	1	4	

**Note:**  
Under World Curling rules, tie-breaking rules for standings are not applied until after the last game of the round robin.

**Legend:**  
**DSC** Draw Shot Challenge      **LSD** Last Stone Draw      **LSFE(\*)** Last Stone First End  
**Q** Qualified for the play-offs      **wn** Number of wins (n) against tied teams      **X** Unplayed/unfinished end due to concession



THU 30 APR 2026

Start Time 12:00

Round Robin Session 22

Group B - Sheet B



Game Results

Sheet	Team	LSFE	1	2	3	4	5	6	7	8	Extra Ends	Total
B	POL - Poland	*	3	0	0	1	0	0	1	0		5
	ITA - Italy		0	2	2	0	4	1	0	1		10

POL - Poland	
4 V	BLASZCZAK Rymwid
3 S	DETYNIECKI Arkadiusz
2	MOLSKI Leszek
1	SMAK Andrzej
A	SZELIGA Jacek

ITA - Italy	
4 S	MENARDI Antonio
3 V	BOMBASSEI Valter
2	CONSTANTINI Marco
1	ANTONELLI Massimo
A	-

Last Stone Draw		Distance
↻	DETYNIECKI Arkadiusz	68.5cm
↻	MOLSKI Leszek	53.6cm
<b>Total</b>		<b>122.1cm</b>

Last Stone Draw		Distance
↻	MENARDI Antonio	39.3cm
↻	BOMBASSEI Valter	84.7cm
<b>Total</b>		<b>124.0cm</b>

**Note:**  
 Position and function for each team member:  
 4 = Fourth, 3 = Third, 2 = Second, 1 = Lead, A = Alternate, S = Skip, V = Vice-Skip

**Legend:**  
 ↻ Clockwise      ↻ Counter-clockwise      **LSFE(\*)** Last Stone First End





THU 30 APR 2026

Start Time 12:00

Round Robin Session 22

Group A - Sheet C

**WORLD CURLING**

**Game Results**

Sheet	Team	LSFE	1	2	3	4	5	6	7	8	Extra Ends	Total
C	IRL - Ireland		0	0	1	0	0	0	2	X		3
	CAN - Canada	*	2	0	0	1	1	1	0	X		5

IRL - Ireland	
4 S	GRAY Bill
3 V	FYFE Neil
2	CAMPBELL Thomas
1	BARR Ross
A	FYFE Alastair

CAN - Canada	
4 S	KORTE Bruce
3 V	McKEE Darrell
2	KOHUCH Kory
1	GOLANOWSKI Rory
A	HALL Arlen

Last Stone Draw		Distance
↻	FYFE Neil	47.2cm
↻	CAMPBELL Thomas	155.5cm
<b>Total</b>		<b>202.7cm</b>

Last Stone Draw		Distance
↻	GOLANOWSKI Rory	45.7cm
↻	KORTE Bruce	83.3cm
<b>Total</b>		<b>129.0cm</b>

BARR R left the game after End 2, no replacement  
 Revised line-up: (4 S) GRAY B, (3 V) FYFE N, (1) CAMPBELL T

**Note:**  
 Position and function for each team member:  
 4 = Fourth, 3 = Third, 2 = Second, 1 = Lead, A = Alternate, S = Skip, V = Vice-Skip

**Legend:**  
 ↻ Clockwise                          ↻ Counter-clockwise                          **LSFE(\*)** Last Stone First End  
 X Unplayed/unfinished end due to concession





THU 30 APR 2026

Start Time 8:00

Round Robin Session 21



### Session Results and Standings

Sheet	Team	LSD/LSFE	1	2	3	4	5	6	7	8	Extra Ends	Total
A	FIN - Finland	96.0cm	0	1	0	0	0	0	X	X		1
	WAL - Wales	92.6cm *	3	0	2	1	1	3	X	X		10
B	FRA - France	150.4cm	0	1	0	1	2	0	0	1	0	5
	AUS - Australia	68.4cm *	2	0	0	0	0	2	1	0	2	7
C	NZL - New Zealand	184.3cm	0	1	0	2	0	1	0	X		4
	CZE - Czechia	104.6cm *	3	0	1	0	2	0	1	X		7
D	ESP - Spain	205.7cm *	2	0	0	2	1	1	0	0		6
	NED - Netherlands	236.7cm	0	1	1	0	0	0	2	1		5
E	AUT - Austria	40.9cm *	2	2	2	1	0	0	1	X		8
	SWE - Sweden	116.2cm	0	0	0	0	1	1	0	X		2
F	GER - Germany	171.8cm *	2	0	3	0	1	0	0	X		6
	DEN - Denmark	214.2cm	0	1	0	1	0	1	1	X		4

### Current Standings

#### Group A

Rank	Team	Games	Wins	Losses	
1	CAN - Canada	3	3	0	Q
2	SLO - Slovenia	4	3	1	Q
3	LAT - Latvia	4	2	2	
4	IRL - Ireland	3	1	2	
5	NGR - Nigeria	4	0	4	

#### Group B

Rank	Team	Games	Wins	Losses	
1	ENG - England	3	3	0	Q
1	USA - United States	3	3	0	Q
3	ITA - Italy	3	1	2	
3	POL - Poland	3	1	2	
5	HKG - Hong Kong, China	4	0	4	

#### Group C

Rank	Team	Games	Wins	Losses	
1	SCO - Scotland	4	4	0	Q
2	HUN - Hungary	4	3	1	
3	BEL - Belgium	4	2	2	
4	EST - Estonia	4	1	3	
4	PHI - Philippines	4	1	3	
4	SVK - Slovakia	4	1	3	

#### Group D

Rank	Team	Games	Wins	Losses	
1	SUI - Switzerland	4	4	0	Q
2	NOR - Norway	4	3	1	
3	ISR - Israel	4	2	2	
3	KOR - Korea	4	2	2	
5	JPN - Japan	4	1	3	
6	GRE - Greece	4	0	4	

#### Group E

Rank	Team	Games	Wins	Losses	
1	AUT - Austria	5	3	2	Q w3
2	AUS - Australia	5	3	2	Q w1,1 DSC 47.214cm
3	WAL - Wales	5	3	2	w1,1 DSC 48.871cm
4	SWE - Sweden	5	3	2	w1,1 DSC 65.871cm
5	FIN - Finland	5	2	3	
6	FRA - France	5	1	4	

#### Group F

Rank	Team	Games	Wins	Losses	
1	CZE - Czechia	5	5	0	Q
2	GER - Germany	5	3	2	Q
3	ESP - Spain	5	2	3	w1 DSC 57.357cm
4	DEN - Denmark	5	2	3	w1 DSC 58.086cm
5	NZL - New Zealand	5	2	3	w1 DSC 75.429cm
6	NED - Netherlands	5	1	4	

**Note:**  
Under World Curling rules, tie-breaking rules for standings are not applied until after the last game of the round robin.

**Legend:**  
**DSC** Draw Shot Challenge      **LSD** Last Stone Draw      **LSFE(\*)** Last Stone First End  
**Q** Qualified for the play-offs      **wn** Number of wins (n) against tied teams      **X** Unplayed/unfinished end due to concession



THU 30 APR 2026

Start Time 8:00

Round Robin Session 21

Group E - Sheet A



### Game Results

Sheet	Team	LSFE	1	2	3	4	5	6	7	8	Extra Ends	Total
A	FIN - Finland		0	1	0	0	0	0	X	X		1
	WAL - Wales	*	3	0	2	1	1	3	X	X		10

FIN - Finland	
4 V	JOKELA Aki
3	HAKKINEN Jari
2	JANTTI Pekka
1 S	RISSANEN Olli
A	AALTO Kimmo

WAL - Wales	
4 S	MEIKLE Adrian
3 V	TANNER Andrew
2	REID Alistair
1	POUGHER Richard
A	-

Last Stone Draw		Distance
↻	HAKKINEN Jari	42.0cm
↻	JOKELA Aki	54.0cm
<b>Total</b>		<b>96.0cm</b>

Last Stone Draw		Distance
↻	TANNER Andrew	18.3cm
↻	MEIKLE Adrian	74.3cm
<b>Total</b>		<b>92.6cm</b>

**Note:**  
Position and function for each team member:  
4 = Fourth, 3 = Third, 2 = Second, 1 = Lead, A = Alternate, S = Skip, V = Vice-Skip

**Legend:**  
↻ Clockwise      ↻ Counter-clockwise      **LSFE(\*)** Last Stone First End  
X Unplayed/unfinished end due to concession



THU 30 APR 2026

Start Time 8:00

Round Robin Session 21

Group E - Sheet B

**WORLD  
CURLING**

**Game Results**

Sheet	Team	LSFE	1	2	3	4	5	6	7	8	Extra Ends	Total
<b>B</b>	FRA - France		0	1	0	1	2	0	0	1	0	5
	AUS - Australia	*	2	0	0	0	0	2	1	0	2	7

FRA - France	
4 S	CHAUVEAU Mathieu
3	DEHAIS Laurent
2 V	THERIAS Philippe
1	KOENIG Stephane
A	TOURRETTE Christian

AUS - Australia	
4	DAVIS Geoff
3 V	JOHNS Steve
2	HEWITT Steve
1 S	MILLIKIN Hugh
A	-

Last Stone Draw		Distance
↻	KOENIG Stephane	47.6cm
↻	DEHAIS Laurent	102.8cm
<b>Total</b>		<b>150.4cm</b>

Last Stone Draw		Distance
↻	DAVIS Geoff	46.2cm
↻	JOHNS Steve	22.2cm
<b>Total</b>		<b>68.4cm</b>

**Note:**  
Position and function for each team member:  
4 = Fourth, 3 = Third, 2 = Second, 1 = Lead, A = Alternate, S = Skip, V = Vice-Skip

**Legend:**  
↻ Clockwise      ↻ Counter-clockwise      **LSFE(\*)** Last Stone First End



THU 30 APR 2026

Start Time 8:00

Round Robin Session 21

Group F - Sheet C

WORLD CURLING

Game Results

Sheet	Team	LSFE	1	2	3	4	5	6	7	8	Extra Ends	Total
C	NZL - New Zealand		0	1	0	2	0	1	0	X		4
	CZE - Czechia	*	3	0	1	0	2	0	1	X		7

NZL - New Zealand	
4 S	DOWLING Philip
3 V	THOMSON Kenny
2	HAY Gordon
1	FOTTI Dean
A	-

CZE - Czechia	
4 S	SIK David
3 V	BROZEK Marek
2	MENSIK Pavel
1	CHOBOT Jiri
A	-

Last Stone Draw	Distance
⌚ DOWLING Philip	16.9cm
⌚ THOMSON Kenny	167.4cm
<b>Total</b>	<b>184.3cm</b>

Last Stone Draw	Distance
⌚ BROZEK Marek	80.6cm
⌚ MENSIK Pavel	24.0cm
<b>Total</b>	<b>104.6cm</b>

**Note:**  
 Position and function for each team member:  
 4 = Fourth, 3 = Third, 2 = Second, 1 = Lead, A = Alternate, S = Skip, V = Vice-Skip

**Legend:**  
 ⌚ Clockwise                      ⌚ Counter-clockwise                      **LSFE(\*)** Last Stone First End  
 X Unplayed/unfinished end due to concession





THU 30 APR 2026

Start Time 8:00

Round Robin Session 21

Group F - Sheet D



Game Results

Sheet	Team	LSFE	1	2	3	4	5	6	7	8	Extra Ends	Total
D	ESP - Spain	*	2	0	0	2	1	1	0	0		6
	NED - Netherlands		0	1	1	0	0	0	2	1		5

ESP - Spain	
4 S	NAVARRO Victor
3 V	GRACIA Alfonso
2	GARCIA Rodrigo
1	HERNANDEZ Domingo
A	-

NED - Netherlands	
4 S	BOMAS Bob
3 V	VAN WIERINGEN Willem
2	DE JONG Andre
1	SAN FELIPE Cristian
A	KOORNSTRA Johannes

Last Stone Draw		Distance
↻	HERNANDEZ Domingo	45.7cm
↻	NAVARRO Victor	160.0cm
<b>Total</b>		<b>205.7cm</b>

Last Stone Draw		Distance
↻	SAN FELIPE Cristian	37.1cm
↻	BOMAS Bob	199.6cm
<b>Total</b>		<b>236.7cm</b>

**Note:**  
 Position and function for each team member:  
 4 = Fourth, 3 = Third, 2 = Second, 1 = Lead, A = Alternate, S = Skip, V = Vice-Skip

**Legend:**  
 ↻ Clockwise      ↻ Counter-clockwise      LSFE(\*) Last Stone First End





THU 30 APR 2026

Start Time 8:00

Round Robin Session 21

Group E - Sheet E



## Game Results

Sheet	Team	LSFE	1	2	3	4	5	6	7	8	Extra Ends	Total
E	AUT - Austria	*	2	2	2	1	0	0	1	X		8
	SWE - Sweden		0	0	0	0	1	1	0	X		2

AUT - Austria	
4 V	HIGATZBERGER Gernot
3 S	GRUENDHAMMER Hubert
2	GENNER Alois
1	KRAMLINGER Peter
A	STEFAN Markus

SWE - Sweden	
4 S	JULIUS Fredrik
3 V	PUIGDEMONT Josep
2	BERGMAN Johan
1	NORRMAN Hasse
A	VALLEE Martin

Last Stone Draw	Distance
↻ KRAMLINGER Peter	36.7cm
↻ GRUENDHAMMER Hubert	4.2cm
<b>Total</b>	<b>40.9cm</b>

Last Stone Draw	Distance
↻ BERGMAN Johan	58.5cm
↻ JULIUS Fredrik	57.7cm
<b>Total</b>	<b>116.2cm</b>

**Note:**  
 Position and function for each team member:  
**4** = Fourth, **3** = Third, **2** = Second, **1** = Lead, **A** = Alternate, **S** = Skip, **V** = Vice-Skip

**Legend:**  
 ↻ Clockwise                              ↻ Counter-clockwise                              **LSFE(\*)** Last Stone First End  
**X** Unplayed/unfinished end due to concession



THU 30 APR 2026

Start Time 8:00

Round Robin Session 21

Group F - Sheet F

**WORLD  
CURLING**

**Game Results**

Sheet	Team	LSFE	1	2	3	4	5	6	7	8	Extra Ends	Total
F	GER - Germany	*	2	0	3	0	1	0	0	X		6
	DEN - Denmark		0	1	0	1	0	1	1	X		4

GER - Germany	
4 S	SAILE Uwe
3	GOLDEMANN Sven
2 V	MOECKEL Christoph
1	KUEHLWEIN Ruediger
A	-

DEN - Denmark	
4 S	TIDMAND Soeren
3 V	LEGAARD Bo
2	HOVBORG Kent
1	LORENTZEN Jens Groth
A	-

Last Stone Draw		Distance
↻	SAILE Uwe	33.5cm
↻	KUEHLWEIN Ruediger	138.3cm
<b>Total</b>		<b>171.8cm</b>

Last Stone Draw		Distance
↻	LORENTZEN Jens Groth	14.6cm
↻	TIDMAND Soeren	199.6cm
<b>Total</b>		<b>214.2cm</b>

**Note:**  
Position and function for each team member:  
4 = Fourth, 3 = Third, 2 = Second, 1 = Lead, A = Alternate, S = Skip, V = Vice-Skip

**Legend:**  
↻ Clockwise                                  ↻ Counter-clockwise                                  LSFE(\*) Last Stone First End  
X Unplayed/unfinished end due to concession





WED 29 APR 2026

Start Time 20:00

Round Robin Session 20

Group B - Sheet F

WORLD  
CURLING

## Game Results

Sheet	Team	LSFE	1	2	3	4	5	6	7	8	Extra Ends	Total
F	POL - Poland	*	4	2	1	3	1	2	X	X		13
	HKG - Hong Kong, China		0	0	0	0	0	0	X	X		0

## POL - Poland

4 V BLASZCZAK Rymwid  
 3 S DETYNIECKI Arkadiusz  
 2 MOLSKI Leszek  
 1 SMAK Andrzej  
 A SZELIGA Jacek

## HKG - Hong Kong, China

4 S WONG Chun Ngok  
 3 V LI Shek Chong John  
 2 CHEUNG Randy  
 1 CHUNG Hon Keung  
 A -

## Last Stone Draw

⌚ BLASZCZAK Rymwid  
 ⌚ SMAK Andrzej

## Distance

92.8cm  
 127.7cm

## Total

220.5cm

## Last Stone Draw

⌚ LI Shek Chong John  
 ⌚ WONG Chun Ngok

## Distance

114.2cm  
 171.7cm

## Total

285.9cm

SZELIGA J replaced MOLSKI L at the beginning of End 5

## Note:

Position and function for each team member:

4 = Fourth, 3 = Third, 2 = Second, 1 = Lead, A = Alternate, S = Skip, V = Vice-Skip

## Legend:

⌚ Clockwise

⌚ Counter-clockwise

LSFE(\*) Last Stone First End

X Unplayed/unfinished end due to concession



WED 29 APR 2026  
Start Time 16:00

Round Robin Session 19



Session Results and Standings

Table with columns: Sheet, Team, LSD/LSFE, 1, 2, 3, 4, 5, 6, 7, 8, Extra Ends, Total. Rows A-F showing match results between teams like JPN-GRE, BEL-SCO, SUI-NOR, etc.

Current Standings

Table with columns: Rank, Team, Games, Wins, Losses. Rows for Groups A through F showing team performance statistics.

Note: Under World Curling rules, tie-breaking rules for standings are not applied until after the last game of the round robin.

Legend: LSD Last Stone Draw, LSFE(\*) Last Stone First End, Q Qualified for the play-offs, X Unplayed/unfinished end due to concession



WED 29 APR 2026

Start Time 16:00

Round Robin Session 19

Group D - Sheet A

WORLD  
CURLING

## Game Results

Sheet	Team	LSFE	1	2	3	4	5	6	7	8	Extra Ends	Total
A	JPN - Japan	*	2	5	0	0	4	0	X	X		11
	GRE - Greece		0	0	1	1	0	1	X	X		3

## JPN - Japan

4 S MATSUMURA Tamotsu  
 3 YAMAMOTO Seiji  
 2 OTSUKA Akira  
 1 V TOMIYASU Takahito  
 A -

## GRE - Greece

4 S KARAKOSTAS Dionysios  
 3 V PANTIOS Athanasios  
 2 ZACHARIAS Nikolaos  
 1 KOLONAS Dimitrios  
 A -

## Last Stone Draw

↻ YAMAMOTO Seiji  
 ↻ MATSUMURA Tamotsu

Distance

13.1cm

21.8cm

Total

34.9cm

## Last Stone Draw

↻ ZACHARIAS Nikolaos  
 ↻ KARAKOSTAS Dionysios

Distance

193.8cm

85.5cm

Total

279.3cm

## Note:

Position and function for each team member:

4 = Fourth, 3 = Third, 2 = Second, 1 = Lead, A = Alternate, S = Skip, V = Vice-Skip

## Legend:

↻ Clockwise

↻ Counter-clockwise

LSFE(\*) Last Stone First End

X Unplayed/unfinished end due to concession



WED 29 APR 2026  
Start Time 16:00

**Round Robin Session 19**  
**Group C - Sheet B**



**Game Results**

Sheet	Team	LSFE	1	2	3	4	5	6	7	8	Extra Ends	Total
<b>B</b>	BEL - Belgium		0	0	1	1	0	1	0	2		5
	SCO - Scotland	*	0	3	0	0	2	0	1	0		6

<b>BEL - Belgium</b>	
4 S	VAN WATERSCHOOT Tom
3	VANDERMEEREN Stephane
2 V	VAN ROSMALEN Chris
1	BILSEN Guy
A	-

<b>SCO - Scotland</b>	
4 S	BREWSTER Tom
3 V	HARE Frazer
2	STEVENSON Robbie
1	FRAME Don
A	-

<b>Last Stone Draw</b>		Distance
↻	BILSEN Guy	199.6cm
↻	VAN ROSMALEN Chris	199.6cm
<b>Total</b>		<b>399.2cm</b>

<b>Last Stone Draw</b>		Distance
↻	HARE Frazer	16.5cm
↻	FRAME Don	69.2cm
<b>Total</b>		<b>85.7cm</b>

**Note:**  
Position and function for each team member:  
**4** = Fourth, **3** = Third, **2** = Second, **1** = Lead, **A** = Alternate, **S** = Skip, **V** = Vice-Skip

**Legend:**  
↻ Clockwise      ↻ Counter-clockwise      **LSFE(\*)** Last Stone First End



WED 29 APR 2026  
Start Time 16:00

**Round Robin Session 19**  
**Group D - Sheet C**



**Game Results**

Sheet	Team	LSFE	1	2	3	4	5	6	7	8	Extra Ends	Total
<b>C</b>	SUI - Switzerland	*	0	6	0	4	0	4	X	X		14
	NOR - Norway		1	0	2	0	1	0	X	X		4

SUI - Switzerland	
4 S	SCHWALLER Christof
3	ANDRES Dominic
2 V	HUERLIMANN Robert
1	KAISER Christoph
A	ISELI Rolf

NOR - Norway	
4 S	SAGEN Rolf
3	HUMLEKJAER Frank
2	SANDAAKER Karsten
1 V	KARTERUD Jon Sverre
A	HEGLAND Arild

Last Stone Draw		Distance
☺	HUERLIMANN Robert	18.1cm
☹	SCHWALLER Christof	50.3cm
<b>Total</b>		<b>68.4cm</b>

Last Stone Draw		Distance
☺	HUMLEKJAER Frank	111.7cm
☹	SAGEN Rolf	24.2cm
<b>Total</b>		<b>135.9cm</b>

HEGLAND A replaced SAGEN R at the beginning of End 5  
Revised line-up: (4 S) HUMLEKJAER F, (3) SANDAAKER K, (2 V) KARTERUD JS, (1) HEGLAND A

**Note:**  
Position and function for each team member:  
4 = Fourth, 3 = Third, 2 = Second, 1 = Lead, A = Alternate, S = Skip, V = Vice-Skip

**Legend:**  
☺ Clockwise      ☹ Counter-clockwise      **LSFE(\*)** Last Stone First End  
X Unplayed/unfinished end due to concession

















TUE 28 APR 2026

Start Time 20:00

Round Robin Session 16

Group F - Sheet A

WORLD CURLING

Game Results

Sheet	Team	LSFE	1	2	3	4	5	6	7	8	Extra Ends	Total
A	CZE - Czechia		4	2	2	1	0	5	X	X		14
	ESP - Spain	*	0	0	0	0	0	0	X	X		0

CZE - Czechia	
4 S	SIK David
3 V	BROZEK Marek
2	MENSIK Pavel
1	CHOBOT Jiri
A	-

ESP - Spain	
4 S	NAVARRO Victor
3 V	GRACIA Alfonso
2	GARCIA Rodrigo
1	HERNANDEZ Domingo
A	-

Last Stone Draw		Distance
↻	SIK David	29.2cm
↻	CHOBOT Jiri	199.6cm
<b>Total</b>		<b>228.8cm</b>

Last Stone Draw		Distance
↻	NAVARRO Victor	16.6cm
↻	GARCIA Rodrigo	66.1cm
<b>Total</b>		<b>82.7cm</b>

**Note:**  
 Position and function for each team member:  
 4 = Fourth, 3 = Third, 2 = Second, 1 = Lead, A = Alternate, S = Skip, V = Vice-Skip

**Legend:**  
 ↻ Clockwise      ↻ Counter-clockwise      LSFE(\*) Last Stone First End  
 X Unplayed/unfinished end due to concession





TUE 28 APR 2026  
Start Time 20:00

Round Robin Session 16  
Group F - Sheet C

**WORLD  
CURLING**

### Game Results

Sheet	Team	LSFE	1	2	3	4	5	6	7	8	Extra Ends	Total
C	DEN - Denmark	*	3	1	0	1	0	4	3	X		12
	NED - Netherlands		0	0	2	0	3	0	0	X		5

DEN - Denmark	
4 S	TIDMAND Soeren
3 V	LEGAARD Bo
2	HOVBORG Kent
1	LORENTZEN Jens Groth
A	-

NED - Netherlands	
4 S	BOMAS Bob
3 V	VAN WIERINGEN Willem
2	DE JONG Andre
1	SAN FELIPE Cristian
A	KOORNSTRA Johannes

Last Stone Draw		Distance
↻	LEGAARD Bo	36.9cm
↻	TIDMAND Soeren	48.9cm
<b>Total</b>		<b>85.8cm</b>

Last Stone Draw		Distance
↻	BOMAS Bob	73.9cm
↻	SAN FELIPE Cristian	89.2cm
<b>Total</b>		<b>163.1cm</b>

**Note:**  
Position and function for each team member:  
4 = Fourth, 3 = Third, 2 = Second, 1 = Lead, A = Alternate, S = Skip, V = Vice-Skip

**Legend:**  
↻ Clockwise                                  ↻ Counter-clockwise                                  LSFE(\*) Last Stone First End  
X Unplayed/unfinished end due to concession







TUE 28 APR 2026

Start Time 20:00

Round Robin Session 16

Group E - Sheet F



Game Results

Sheet	Team	LSFE	1	2	3	4	5	6	7	8	Extra	Ends	Total
F	AUS - Australia	*	0	0	4	0	0	0	0	2	0		6
	AUT - Austria		1	1	0	1	1	1	1	0	1		7

AUS - Australia	
4	DAVIS Geoff
3 V	JOHNS Steve
2	HEWITT Steve
1 S	MILLIKIN Hugh
A	-

AUT - Austria	
4 S	HIGATZBERGER Gernot
3 V	GRUENDHAMMER Hubert
2	STEFAN Markus
1	KRAMLINGER Peter
A	GENNER Alois

Last Stone Draw		Distance
↻	HEWITT Steve	86.3cm
↻	MILLIKIN Hugh	64.5cm
<b>Total</b>		<b>150.8cm</b>

Last Stone Draw		Distance
↻	HIGATZBERGER Gernot	139.2cm
↻	GRUENDHAMMER Hubert	84.8cm
<b>Total</b>		<b>224.0cm</b>

**Note:**  
 Position and function for each team member:  
 4 = Fourth, 3 = Third, 2 = Second, 1 = Lead, A = Alternate, S = Skip, V = Vice-Skip

**Legend:**  
 ↻ Clockwise      ↻ Counter-clockwise      **LSFE(\*)** Last Stone First End



**Session Results and Standings**

Sheet	Team	LSD/LSFE	1	2	3	4	5	6	7	8	Extra	Ends	Total
A	SUI - Switzerland	219.6cm *	3	2	0	0	2	0	1	X			8
	KOR - Korea	254.5cm	0	0	2	0	0	2	0	X			4
B	HUN - Hungary	34.7cm *	4	0	6	2	0	1	X	X			13
	EST - Estonia	194.7cm	0	1	0	0	1	0	X	X			2
C	GRE - Greece	105.8cm	0	0	0	1	0	1	X	X			2
	ISR - Israel	98.7cm *	1	3	4	0	2	0	X	X			10
D	BEL - Belgium	45.9cm *	1	0	4	0	0	4	1	X			10
	PHI - Philippines	90.4cm	0	3	0	1	1	0	0	X			5
E	NOR - Norway	70.8cm *	2	3	0	1	0	0	1	0			7
	JPN - Japan	339.1cm	0	0	1	0	2	1	0	1			5
F	SCO - Scotland	136.9cm *	6	0	3	0	1	3	X	X			13
	SVK - Slovakia	202.6cm	0	0	0	1	0	0	X	X			1

**Current Standings**

Group A					Group B				
Rank	Team	Games	Wins	Losses	Rank	Team	Games	Wins	Losses
1	CAN - Canada	3	3	0	1	ENG - England	3	3	0 Q
2	LAT - Latvia	3	2	1	1	USA - United States	3	3	0 Q
2	SLO - Slovenia	3	2	1	3	ITA - Italy	3	1	2
4	IRL - Ireland	2	0	2	4	POL - Poland	2	0	2
5	NGR - Nigeria	3	0	3	5	HKG - Hong Kong, China	3	0	3

Group C					Group D				
Rank	Team	Games	Wins	Losses	Rank	Team	Games	Wins	Losses
1	SCO - Scotland	3	3	0	1	NOR - Norway	3	3	0
2	BEL - Belgium	3	2	1	1	SUI - Switzerland	3	3	0
2	HUN - Hungary	3	2	1	3	KOR - Korea	3	2	1
4	EST - Estonia	3	1	2	4	ISR - Israel	3	1	2
4	PHI - Philippines	3	1	2	5	GRE - Greece	3	0	3
6	SVK - Slovakia	3	0	3	5	JPN - Japan	3	0	3

Group E					Group F				
Rank	Team	Games	Wins	Losses	Rank	Team	Games	Wins	Losses
1	SWE - Sweden	3	3	0	1	CZE - Czechia	3	3	0
2	AUS - Australia	3	2	1	2	GER - Germany	3	2	1
3	AUT - Austria	3	1	2	3	DEN - Denmark	3	1	2
3	FIN - Finland	3	1	2	3	ESP - Spain	3	1	2
3	FRA - France	3	1	2	3	NED - Netherlands	3	1	2
3	WAL - Wales	3	1	2	3	NZL - New Zealand	3	1	2

**Note:**  
Under World Curling rules, tie-breaking rules for standings are not applied until after the last game of the round robin.

**Legend:**  
**LSD** Last Stone Draw   **LSFE(\*)** Last Stone First End   **Q** Qualified for the play-offs  
**X** Unplayed/unfinished end due to concession







TUE 28 APR 2026  
Start Time 12:00

Round Robin Session 14  
Group D - Sheet C

**WORLD  
CURLING**

### Game Results

Sheet	Team	LSFE	1	2	3	4	5	6	7	8	Extra Ends	Total
C	GRE - Greece		0	0	0	1	0	1	X	X		2
	ISR - Israel	*	1	3	4	0	2	0	X	X		10

GRE - Greece	
4 S	KARAKOSTAS Dionysios
3 V	PANTIOS Athanasios
2	ZACHARIAS Nikolaos
1	KOLONAS Dimitrios
A	-

ISR - Israel	
4 S	POKRAS Alex
3 V	HOROWITZ Aaron
2	KEMPENICH Henrique
1	MILLER Yoram
A	-

Last Stone Draw		Distance
↻	KOLONAS Dimitrios	97.3cm
↻	PANTIOS Athanasios	8.5cm
<b>Total</b>		<b>105.8cm</b>

Last Stone Draw		Distance
↻	HOROWITZ Aaron	45.9cm
↻	POKRAS Alex	52.8cm
<b>Total</b>		<b>98.7cm</b>

**Note:**  
Position and function for each team member:  
4 = Fourth, 3 = Third, 2 = Second, 1 = Lead, A = Alternate, S = Skip, V = Vice-Skip

**Legend:**  
↻ Clockwise    ↻ Counter-clockwise    LSFE(\*) Last Stone First End  
X Unplayed/unfinished end due to concession





TUE 28 APR 2026

Start Time 12:00

Round Robin Session 14

Group D - Sheet E



Game Results

Sheet	Team	LSFE	1	2	3	4	5	6	7	8	Extra Ends	Total
E	NOR - Norway	*	2	3	0	1	0	0	1	0		7
	JPN - Japan		0	0	1	0	2	1	0	1		5

NOR - Norway	
4 S	SAGEN Rolf
3	HUMLEKJAER Frank
2	SANDAAKER Karsten
1 V	KARTERUD Jon Sverre
A	HEGLAND Arild

JPN - Japan	
4 S	MATSUMURA Tamotsu
3	YAMAMOTO Seiji
2	OTSUKA Akira
1 V	TOMIYASU Takahito
A	-

Last Stone Draw		Distance
↻	SAGEN Rolf	22.8cm
↻	HUMLEKJAER Frank	48.0cm
<b>Total</b>		<b>70.8cm</b>

Last Stone Draw		Distance
↻	OTSUKA Akira	172.1cm
↻	TOMIYASU Takahito	167.0cm
<b>Total</b>		<b>339.1cm</b>

**Note:**  
 Position and function for each team member:  
 4 = Fourth, 3 = Third, 2 = Second, 1 = Lead, A = Alternate, S = Skip, V = Vice-Skip

**Legend:**  
 ↻ Clockwise      ↻ Counter-clockwise      **LSFE(\*)** Last Stone First End





TUE 28 APR 2026

Start Time 12:00

Round Robin Session 14

Group C - Sheet F



Game Results

Sheet	Team	LSFE	1	2	3	4	5	6	7	8	Extra Ends	Total
F	SCO - Scotland	*	6	0	3	0	1	3	X	X		13
	SVK - Slovakia		0	0	0	1	0	0	X	X		1

SCO - Scotland	
4 S	BREWSTER Tom
3 V	HARE Frazer
2	STEVENSON Robbie
1	FRAME Don
A	-

SVK - Slovakia	
4	BALSAN Peter
3 V	MOCEK Peter
2	SYKORA Daniel
1 S	KOCIAN Pavel
A	-

Last Stone Draw		Distance
↻	BREWSTER Tom	24.7cm
↻	STEVENSON Robbie	112.2cm
<b>Total</b>		<b>136.9cm</b>

Last Stone Draw		Distance
↻	KOCIAN Pavel	127.0cm
↻	MOCEK Peter	75.6cm
<b>Total</b>		<b>202.6cm</b>

**Note:**  
 Position and function for each team member:  
 4 = Fourth, 3 = Third, 2 = Second, 1 = Lead, A = Alternate, S = Skip, V = Vice-Skip

**Legend:**  
 ↻ Clockwise      ↻ Counter-clockwise      LSFE(\*) Last Stone First End  
 X Unplayed/unfinished end due to concession



TUE 28 APR 2026

Start Time 8:00

**Round Robin Session 13**



**Session Results and Standings**

Sheet	Team	LSD/LSFE	1	2	3	4	5	6	7	8	Extra Ends	Total
A	ENG - England	45.7cm *	2	2	1	0	0	4	1	X		10
	POL - Poland	165.7cm	0	0	0	1	2	0	0	X		3
B	CAN - Canada	16.1cm *	2	0	0	4	0	0	3	X		9
	LAT - Latvia	85.9cm	0	1	1	0	1	1	0	X		4
E	SLO - Slovenia	164.9cm	1	1	1	0	1	0	2	X		6
	IRL - Ireland	97.0cm *	0	0	0	1	0	1	0	X		2
F	ITA - Italy	247.4cm	0	1	0	0	0	1	0	X		2
	USA - United States	45.0cm *	1	0	2	1	1	0	4	X		9

**Current Standings**

Group A					Group B				
Rank	Team	Games	Wins	Losses	Rank	Team	Games	Wins	Losses
1	CAN - Canada	3	3	0	1	ENG - England	3	3	0 Q
2	LAT - Latvia	3	2	1	1	USA - United States	3	3	0 Q
2	SLO - Slovenia	3	2	1	3	ITA - Italy	3	1	2
4	IRL - Ireland	2	0	2	4	POL - Poland	2	0	2
5	NGR - Nigeria	3	0	3	5	HKG - Hong Kong, China	3	0	3
Group C					Group D				
Rank	Team	Games	Wins	Losses	Rank	Team	Games	Wins	Losses
1	SCO - Scotland	2	2	0	1	KOR - Korea	2	2	0
2	BEL - Belgium	2	1	1	1	NOR - Norway	2	2	0
2	EST - Estonia	2	1	1	1	SUI - Switzerland	2	2	0
2	HUN - Hungary	2	1	1	4	GRE - Greece	2	0	2
2	PHI - Philippines	2	1	1	4	ISR - Israel	2	0	2
6	SVK - Slovakia	2	0	2	4	JPN - Japan	2	0	2
Group E					Group F				
Rank	Team	Games	Wins	Losses	Rank	Team	Games	Wins	Losses
1	SWE - Sweden	3	3	0	1	CZE - Czechia	3	3	0
2	AUS - Australia	3	2	1	2	GER - Germany	3	2	1
3	AUT - Austria	3	1	2	3	DEN - Denmark	3	1	2
3	FIN - Finland	3	1	2	3	ESP - Spain	3	1	2
3	FRA - France	3	1	2	3	NED - Netherlands	3	1	2
3	WAL - Wales	3	1	2	3	NZL - New Zealand	3	1	2

**Note:**  
Under World Curling rules, tie-breaking rules for standings are not applied until after the last game of the round robin.

**Legend:**  
**LSD** Last Stone Draw      **LSFE(\*)** Last Stone First End      **Q** Qualified for the play-offs  
**X** Unplayed/unfinished end due to concession





TUE 28 APR 2026

Start Time 8:00

Round Robin Session 13

Group B - Sheet A

WORLD CURLING

Game Results

Sheet	Team	LSFE	1	2	3	4	5	6	7	8	Extra Ends	Total
A	ENG - England	*	2	2	1	0	0	4	1	X		10
	POL - Poland		0	0	0	1	2	0	0	X		3

ENG - England	
4 S	McGLYNN Douglas
3	BRAND Stuart
2	GREGORY Martin
1 V	McGLYNN Andy
A	-

POL - Poland	
4 V	BLASZCZAK Rymwid
3 S	DETYNIECKI Arkadiusz
2	MOLSKI Leszek
1	SMAK Andrzej
A	SZELIGA Jacek

Last Stone Draw	Distance
⌚ GREGORY Martin	20.9cm
⌚ BRAND Stuart	24.8cm
<b>Total</b>	<b>45.7cm</b>

Last Stone Draw	Distance
⌚ MOLSKI Leszek	112.7cm
⌚ DETYNIECKI Arkadiusz	53.0cm
<b>Total</b>	<b>165.7cm</b>

SZELIGA J replaced SMAK A at the beginning of End 7

**Note:**  
Position and function for each team member:  
4 = Fourth, 3 = Third, 2 = Second, 1 = Lead, A = Alternate, S = Skip, V = Vice-Skip

**Legend:**  
 ⌚ Clockwise    ⌚ Counter-clockwise    LSFE(\*) Last Stone First End  
 X Unplayed/unfinished end due to concession





TUE 28 APR 2026

Start Time 8:00

Round Robin Session 13

Group A - Sheet B



Game Results

Sheet	Team	LSFE	1	2	3	4	5	6	7	8	Extra Ends	Total
<b>B</b>	CAN - Canada	*	2	0	0	4	0	0	3	X		9
	LAT - Latvia		0	1	1	0	1	1	0	X		4

CAN - Canada	
4 S	KORTE Bruce
3 V	McKEE Darrell
2	KOHUCH Kory
1	GOLANOWSKI Rory
A	HALL Arlen

LAT - Latvia	
4 S	REGZA Ansis
3 V	REDLIHS Janis
2	PURMALIS Aivars
1	LACIS Aivars
A	-

Last Stone Draw		Distance
↻	KOHUCH Kory	13.9cm
↻	McKEE Darrell	2.2cm
<b>Total</b>		<b>16.1cm</b>

Last Stone Draw		Distance
↻	REDLIHS Janis	81.9cm
↻	REGZA Ansis	4.0cm
<b>Total</b>		<b>85.9cm</b>

**Note:**  
 Position and function for each team member:  
 4 = Fourth, 3 = Third, 2 = Second, 1 = Lead, A = Alternate, S = Skip, V = Vice-Skip

**Legend:**  
 ↻ Clockwise                                      ↻ Counter-clockwise                                      LSFE(\*) Last Stone First End  
 X Unplayed/unfinished end due to concession







Session Results and Standings

Sheet	Team	LSD/LSFE	1	2	3	4	5	6	7	8	Extra Ends	Total
A	HKG - Hong Kong, China	92.4cm	1	0	0	0	1	0	X	X		2
	USA - United States	33.5cm *	0	5	3	2	0	1	X	X		11
C	ITA - Italy	160.3cm	0	0	0	0	0	1	X	X		1
	ENG - England	73.9cm *	0	1	3	1	2	0	X	X		7
D	CAN - Canada	21.5cm *	5	0	2	1	1	0	X	X		9
	SLO - Slovenia	195.6cm	0	1	0	0	0	1	X	X		2
F	NGR - Nigeria	200.7cm *	0	0	1	0	2	0	2	X		5
	LAT - Latvia	218.9cm	4	2	0	5	0	4	0	X		15

Current Standings

Group A					Group B				
Rank	Team	Games	Wins	Losses	Rank	Team	Games	Wins	Losses
1	CAN - Canada	2	2	0	1	ENG - England	2	2	0
1	LAT - Latvia	2	2	0	1	USA - United States	2	2	0
3	SLO - Slovenia	2	1	1	3	ITA - Italy	2	1	1
4	IRL - Ireland	1	0	1	4	POL - Poland	1	0	1
5	NGR - Nigeria	3	0	3	5	HKG - Hong Kong, China	3	0	3
Group C					Group D				
Rank	Team	Games	Wins	Losses	Rank	Team	Games	Wins	Losses
1	SCO - Scotland	2	2	0	1	KOR - Korea	2	2	0
2	BEL - Belgium	2	1	1	1	NOR - Norway	2	2	0
2	EST - Estonia	2	1	1	1	SUI - Switzerland	2	2	0
2	HUN - Hungary	2	1	1	4	GRE - Greece	2	0	2
2	PHI - Philippines	2	1	1	4	ISR - Israel	2	0	2
6	SVK - Slovakia	2	0	2	4	JPN - Japan	2	0	2
Group E					Group F				
Rank	Team	Games	Wins	Losses	Rank	Team	Games	Wins	Losses
1	SWE - Sweden	3	3	0	1	CZE - Czechia	3	3	0
2	AUS - Australia	3	2	1	2	GER - Germany	3	2	1
3	AUT - Austria	3	1	2	3	DEN - Denmark	3	1	2
3	FIN - Finland	3	1	2	3	ESP - Spain	3	1	2
3	FRA - France	3	1	2	3	NED - Netherlands	3	1	2
3	WAL - Wales	3	1	2	3	NZL - New Zealand	3	1	2

Note: Under World Curling rules, tie-breaking rules for standings are not applied until after the last game of the round robin.

Legend: LSD Last Stone Draw LSFE(\*) Last Stone First End X Unplayed/unfinished end due to concession



MON 27 APR 2026

Start Time 16:00

Round Robin Session 11

Group B - Sheet A

**WORLD  
CURLING****Game Results**

Sheet	Team	LSFE	1	2	3	4	5	6	7	8	Extra Ends	Total
<b>A</b>	HKG - Hong Kong, China		1	0	0	0	1	0	X	X		2
	USA - United States	*	0	5	3	2	0	1	X	X		11

HKG - Hong Kong, China	
4 S	WONG Chun Ngok
3 V	LI Shek Chong John
2	CHEUNG Randy
1	CHUNG Hon Keung
A	-

USA - United States	
4 S	FARBELOW Mike
3	RUOHONEN Rich
2 V	STOPERA Bill
1	LEHTO Darren
A	-

**Last Stone Draw**

↻	WONG Chun Ngok
↻	LI Shek Chong John

## Distance

52.9cm
39.5cm

**Total****92.4cm****Last Stone Draw**

↻	RUOHONEN Rich
↻	STOPERA Bill

## Distance

9.7cm
23.8cm

**Total****33.5cm****Note:**

Position and function for each team member:

4 = Fourth, 3 = Third, 2 = Second, 1 = Lead, A = Alternate, S = Skip, V = Vice-Skip

**Legend:**

↻	Clockwise	↻	Counter-clockwise
X	Unplayed/unfinished end due to concession		

**LSFE(\*)** Last Stone First End





MON 27 APR 2026

Start Time 16:00

Round Robin Session 11

Group A - Sheet D



Game Results

Sheet	Team	LSFE	1	2	3	4	5	6	7	8	Extra Ends	Total
D	CAN - Canada	*	5	0	2	1	1	0	X	X		9
	SLO - Slovenia		0	1	0	0	0	1	X	X		2

CAN - Canada	
4 S	KORTE Bruce
3 V	McKEE Darrell
2	KOHUCH Kory
1	GOLANOWSKI Rory
A	HALL Arlen

SLO - Slovenia	
4 S	RESMAN Mitja
3	OMERZEL Bostjan
2 V	PRAPROTNIK Silvo
1	GREGORI Darko
A	-

Last Stone Draw		Distance
↻	McKEE Darrell	5.9cm
↻	KOHUCH Kory	15.6cm
<b>Total</b>		<b>21.5cm</b>

Last Stone Draw		Distance
↻	OMERZEL Bostjan	91.7cm
↻	PRAPROTNIK Silvo	103.9cm
<b>Total</b>		<b>195.6cm</b>

**Note:**  
Position and function for each team member:  
4 = Fourth, 3 = Third, 2 = Second, 1 = Lead, A = Alternate, S = Skip, V = Vice-Skip

**Legend:**  
↻ Clockwise    ↻ Counter-clockwise    **LSFE(\*)** Last Stone First End  
X Unplayed/unfinished end due to concession





Session Results and Standings

Sheet	Team	LSD/LSFE	1	2	3	4	5	6	7	8	Extra Ends	Total
A	DEN - Denmark	137.9cm *	2	0	0	1	0	2	1	0		6
	NZL - New Zealand	146.1cm	0	1	1	0	1	0	0	1		4
B	AUT - Austria	239.1cm	1	0	0	0	2	0	0	X		3
	FIN - Finland	62.2cm *	0	1	3	0	0	0	2	X		6
C	ESP - Spain	117.7cm	0	0	2	2	1	0	1	0		6
	GER - Germany	77.1cm *	4	2	0	0	0	1	0	1		8
D	SWE - Sweden	47.7cm	0	2	1	1	0	1	2	X		7
	AUS - Australia	46.9cm *	1	0	0	0	2	0	0	X		3
E	NED - Netherlands	74.4cm *	0	3	0	1	0	1	0	X		5
	CZE - Czechia	89.1cm	1	0	4	0	2	0	1	X		8
F	WAL - Wales	92.7cm *	1	1	3	1	1	0	2	X		9
	FRA - France	399.2cm	0	0	0	0	0	1	0	X		1

Current Standings

Group A					Group B				
Rank	Team	Games	Wins	Losses	Rank	Team	Games	Wins	Losses
1	CAN - Canada	1	1	0	1	ENG - England	1	1	0
1	LAT - Latvia	1	1	0	1	ITA - Italy	1	1	0
1	SLO - Slovenia	1	1	0	1	USA - United States	1	1	0
4	IRL - Ireland	1	0	1	4	POL - Poland	1	0	1
5	NGR - Nigeria	2	0	2	5	HKG - Hong Kong, China	2	0	2
Group C					Group D				
Rank	Team	Games	Wins	Losses	Rank	Team	Games	Wins	Losses
1	SCO - Scotland	2	2	0	1	KOR - Korea	2	2	0
2	BEL - Belgium	2	1	1	1	NOR - Norway	2	2	0
2	EST - Estonia	2	1	1	1	SUI - Switzerland	2	2	0
2	HUN - Hungary	2	1	1	4	GRE - Greece	2	0	2
2	PHI - Philippines	2	1	1	4	ISR - Israel	2	0	2
6	SVK - Slovakia	2	0	2	4	JPN - Japan	2	0	2
Group E					Group F				
Rank	Team	Games	Wins	Losses	Rank	Team	Games	Wins	Losses
1	SWE - Sweden	3	3	0	1	CZE - Czechia	3	3	0
2	AUS - Australia	3	2	1	2	GER - Germany	3	2	1
3	AUT - Austria	3	1	2	3	DEN - Denmark	3	1	2
3	FIN - Finland	3	1	2	3	ESP - Spain	3	1	2
3	FRA - France	3	1	2	3	NED - Netherlands	3	1	2
3	WAL - Wales	3	1	2	3	NZL - New Zealand	3	1	2

Note: Under World Curling rules, tie-breaking rules for standings are not applied until after the last game of the round robin.

Legend: LSD Last Stone Draw LSFE(\*) Last Stone First End X Unplayed/unfinished end due to concession



MON 27 APR 2026

Start Time 8:00

Round Robin Session 9

Group F - Sheet A



Game Results

Sheet	Team	LSFE	1	2	3	4	5	6	7	8	Extra Ends	Total
A	DEN - Denmark	*	2	0	0	1	0	2	1	0		6
	NZL - New Zealand		0	1	1	0	1	0	0	1		4

DEN - Denmark	
4 S	TIDMAND Soeren
3 V	LEGAARD Bo
2	HOVBORG Kent
1	LORENTZEN Jens Groth
A	-

NZL - New Zealand	
4 S	DOWLING Philip
3 V	THOMSON Kenny
2	HAY Gordon
1	FOTTI Dean
A	-

Last Stone Draw		Distance
↻	LORENTZEN Jens Groth	72.1cm
↻	HOVBORG Kent	65.8cm
<b>Total</b>		<b>137.9cm</b>

Last Stone Draw		Distance
↻	THOMSON Kenny	98.8cm
↻	DOWLING Philip	47.3cm
<b>Total</b>		<b>146.1cm</b>

**Note:**  
 Position and function for each team member:  
 4 = Fourth, 3 = Third, 2 = Second, 1 = Lead, A = Alternate, S = Skip, V = Vice-Skip

**Legend:**  
 ↻ Clockwise      ↻ Counter-clockwise      LSFE(\*) Last Stone First End



MON 27 APR 2026

Start Time 8:00

Round Robin Session 9

Group E - Sheet B

**WORLD  
CURLING**

### Game Results

Sheet	Team	LSFE	1	2	3	4	5	6	7	8	Extra Ends	Total
B	AUT - Austria		1	0	0	0	2	0	0	X		3
	FIN - Finland	*	0	1	3	0	0	0	2	X		6

AUT - Austria	
4 S	HIGATZBERGER Gernot
3 V	GRUENDHAMMER Hubert
2	GENNER Alois
1	KRAMLINGER Peter
A	STEFAN Markus

FIN - Finland	
4 V	JOKELA Aki
3	HAKKINEN Jari
2	JANTTI Pekka
1 S	RISSANEN Olli
A	AALTO Kimmo

Last Stone Draw		Distance
↻	GENNER Alois	199.6cm
↻	HIGATZBERGER Gernot	39.5cm
<b>Total</b>		<b>239.1cm</b>

Last Stone Draw		Distance
↻	JOKELA Aki	21.6cm
↻	HAKKINEN Jari	40.6cm
<b>Total</b>		<b>62.2cm</b>

**Note:**  
Position and function for each team member:  
4 = Fourth, 3 = Third, 2 = Second, 1 = Lead, A = Alternate, S = Skip, V = Vice-Skip

**Legend:**  
↻ Clockwise    ↻ Counter-clockwise    **LSFE(\*)** Last Stone First End  
X Unplayed/unfinished end due to concession



MON 27 APR 2026

Start Time 8:00

Round Robin Session 9

Group F - Sheet C



Game Results

Sheet	Team	LSFE	1	2	3	4	5	6	7	8	Extra Ends	Total
C	ESP - Spain		0	0	2	2	1	0	1	0		6
	GER - Germany	*	4	2	0	0	0	1	0	1		8

ESP - Spain	
4 S	NAVARRO Victor
3 V	GRACIA Alfonso
2	GARCIA Rodrigo
1	HERNANDEZ Domingo
A	-

GER - Germany	
4 S	SAILE Uwe
3	GOLDEMANN Sven
2 V	MOECKEL Christoph
1	KUEHLWEIN Ruediger
A	-

Last Stone Draw		Distance
↻	HERNANDEZ Domingo	95.6cm
↻	GRACIA Alfonso	22.1cm
<b>Total</b>		<b>117.7cm</b>

Last Stone Draw		Distance
↻	SAILE Uwe	38.1cm
↻	KUEHLWEIN Ruediger	39.0cm
<b>Total</b>		<b>77.1cm</b>

**Note:**  
 Position and function for each team member:  
**4 = Fourth, 3 = Third, 2 = Second, 1 = Lead, A = Alternate, S = Skip, V = Vice-Skip**

**Legend:**  
 ↻ Clockwise                      ↻ Counter-clockwise                      **LSFE(\*) Last Stone First End**







MON 27 APR 2026

Start Time 8:00

Round Robin Session 9

Group F - Sheet E



Game Results

Sheet	Team	LSFE	1	2	3	4	5	6	7	8	Extra Ends	Total
<b>E</b>	NED - Netherlands	*	0	3	0	1	0	1	0	X		5
	CZE - Czechia		1	0	4	0	2	0	1	X		8

NED - Netherlands	
4 S	BOMAS Bob
3 V	VAN WIERINGEN Willem
2	DE JONG Andre
1	KOORNSTRA Johannes
A	SAN FELIPE Cristian

CZE - Czechia	
4 S	SIK David
3 V	BROZEK Marek
2	MENSIK Pavel
1	CHOBOT Jiri
A	-

Last Stone Draw		Distance
↻	DE JONG Andre	44.4cm
↻	VAN WIERINGEN Willem	30.0cm
<b>Total</b>		<b>74.4cm</b>

Last Stone Draw		Distance
↻	BROZEK Marek	68.5cm
↻	MENSIK Pavel	20.6cm
<b>Total</b>		<b>89.1cm</b>

**Note:**  
Position and function for each team member:  
4 = Fourth, 3 = Third, 2 = Second, 1 = Lead, A = Alternate, S = Skip, V = Vice-Skip

**Legend:**  
↻ Clockwise                                      ↻ Counter-clockwise                                      **LSFE(\*)** Last Stone First End  
X Unplayed/unfinished end due to concession





MON 27 APR 2026

Start Time 8:00

Round Robin Session 9

Group E - Sheet F



### Game Results

Sheet	Team	LSFE	1	2	3	4	5	6	7	8	Extra Ends	Total
F	WAL - Wales	*	1	1	3	1	1	0	2	X		9
	FRA - France		0	0	0	0	0	1	0	X		1

WAL - Wales	
4 S	MEIKLE Adrian
3 V	TANNER Andrew
2	REID Alistair
1	POUGHER Richard
A	-

FRA - France	
4 S	CHAUVEAU Mathieu
3	DEHAIS Laurent
2 V	THERIAS Philippe
1	KOENIG Stephane
A	TOURRETTE Christian

Last Stone Draw		Distance
↻	POUGHER Richard	28.5cm
↻	REID Alistair	64.2cm
<b>Total</b>		<b>92.7cm</b>

Last Stone Draw		Distance
↻	DEHAIS Laurent	199.6cm
↻	CHAUVEAU Mathieu	199.6cm
<b>Total</b>		<b>399.2cm</b>

**Note:**  
 Position and function for each team member:  
 4 = Fourth, 3 = Third, 2 = Second, 1 = Lead, A = Alternate, S = Skip, V = Vice-Skip

**Legend:**  
 ↻ Clockwise    ↻ Counter-clockwise    LSFE(\*) Last Stone First End  
 X Unplayed/unfinished end due to concession



**Session Results and Standings**

Sheet	Team	LSD/LSFE	1	2	3	4	5	6	7	8	Extra Ends	Total
A	EST - Estonia	237.5cm	0	0	0	1	0	0	X	X		1
	SCO - Scotland	84.9cm *	1	3	1	0	5	2	X	X		12
B	SVK - Slovakia	368.6cm	0	2	0	0	0	1	0	0		3
	PHI - Philippines	305.9cm *	1	0	1	1	2	0	1	2		8
C	KOR - Korea	286.0cm	0	2	1	1	0	0	0	1		5
	JPN - Japan	147.3cm *	1	0	0	0	1	1	1	0		4
D	GRE - Greece	233.3cm	0	1	0	0	1	0	X	X		2
	NOR - Norway	157.9cm *	4	0	3	2	0	2	X	X		11
E	HUN - Hungary	128.0cm *	0	2	0	1	0	1	0	X		4
	BEL - Belgium	173.0cm	1	0	1	0	6	0	1	X		9
F	ISR - Israel	345.0cm	0	1	0	1	0	2	0	X		4
	SUI - Switzerland	100.4cm *	3	0	2	0	2	0	1	X		8

**Current Standings**

Group A					Group B				
Rank	Team	Games	Wins	Losses	Rank	Team	Games	Wins	Losses
1	CAN - Canada	1	1	0	1	ENG - England	1	1	0
1	LAT - Latvia	1	1	0	1	ITA - Italy	1	1	0
1	SLO - Slovenia	1	1	0	1	USA - United States	1	1	0
4	IRL - Ireland	1	0	1	4	POL - Poland	1	0	1
5	NGR - Nigeria	2	0	2	5	HKG - Hong Kong, China	2	0	2
Group C					Group D				
Rank	Team	Games	Wins	Losses	Rank	Team	Games	Wins	Losses
1	SCO - Scotland	2	2	0	1	KOR - Korea	2	2	0
2	BEL - Belgium	2	1	1	1	NOR - Norway	2	2	0
2	EST - Estonia	2	1	1	1	SUI - Switzerland	2	2	0
2	HUN - Hungary	2	1	1	4	GRE - Greece	2	0	2
2	PHI - Philippines	2	1	1	4	ISR - Israel	2	0	2
6	SVK - Slovakia	2	0	2	4	JPN - Japan	2	0	2
Group E					Group F				
Rank	Team	Games	Wins	Losses	Rank	Team	Games	Wins	Losses
1	AUS - Australia	2	2	0	1	CZE - Czechia	2	2	0
1	SWE - Sweden	2	2	0	2	ESP - Spain	2	1	1
3	AUT - Austria	2	1	1	2	GER - Germany	2	1	1
3	FRA - France	2	1	1	2	NED - Netherlands	2	1	1
5	FIN - Finland	2	0	2	2	NZL - New Zealand	2	1	1
5	WAL - Wales	2	0	2	6	DEN - Denmark	2	0	2

**Note:**  
Under World Curling rules, tie-breaking rules for standings are not applied until after the last game of the round robin.

**Legend:**  
**LSD** Last Stone Draw      **LSFE(\*)** Last Stone First End      **X** Unplayed/unfinished end due to concession





SUN 26 APR 2026

Start Time 20:00

Round Robin Session 8

Group C - Sheet B



### Game Results

Sheet	Team	LSFE	1	2	3	4	5	6	7	8	Extra Ends	Total
B	SVK - Slovakia		0	2	0	0	0	1	0	0		3
	PHI - Philippines	*	1	0	1	1	2	0	1	2		8

SVK - Slovakia	
4	BALSAN Peter
3 V	MOCEK Peter
2	SYKORA Daniel
1 S	KOCIAN Pavel
A	-

PHI - Philippines	
4 S	OCHOCO Jonathan
3 V	GARBES Peter
2	NAZARENO Jose
1	ONGLINGSWAN Alastair
A	GARBES Jason

Last Stone Draw		Distance
↻	SYKORA Daniel	199.6cm
↻	BALSAN Peter	169.0cm
<b>Total</b>		<b>368.6cm</b>

Last Stone Draw		Distance
↻	ONGLINGSWAN Alastair	124.6cm
↻	GARBES Peter	181.3cm
<b>Total</b>		<b>305.9cm</b>

**Note:**  
Position and function for each team member:  
4 = Fourth, 3 = Third, 2 = Second, 1 = Lead, A = Alternate, S = Skip, V = Vice-Skip

**Legend:**  
↻ Clockwise      ↻ Counter-clockwise      LSFE(\*) Last Stone First End



SUN 26 APR 2026

Start Time 20:00

Round Robin Session 8

Group D - Sheet C



### Game Results

Sheet	Team	LSFE	1	2	3	4	5	6	7	8	Extra Ends	Total
C	KOR - Korea		0	2	1	1	0	0	0	1		5
	JPN - Japan	*	1	0	0	0	1	1	1	0		4

KOR - Korea	
4 S	JUNG Jaesuk
3 V	LEE Ilkyu
2	SON Jinsuk
1	CHUNG Wonsuk
A	PARK Jongwon

JPN - Japan	
4 S	MATSUMURA Tamotsu
3	YAMAMOTO Seiji
2	OTSUKA Akira
1 V	TOMIYASU Takahito
A	-

Last Stone Draw		Distance
↻	LEE Ilkyu	86.4cm
↻	CHUNG Wonsuk	199.6cm
<b>Total</b>		<b>286.0cm</b>

Last Stone Draw		Distance
↻	MATSUMURA Tamotsu	103.3cm
↻	YAMAMOTO Seiji	44.0cm
<b>Total</b>		<b>147.3cm</b>

**Note:**  
 Position and function for each team member:  
**4** = Fourth, **3** = Third, **2** = Second, **1** = Lead, **A** = Alternate, **S** = Skip, **V** = Vice-Skip

**Legend:**  
 ↻ Clockwise      ↻ Counter-clockwise      **LSFE(\*)** Last Stone First End



SUN 26 APR 2026

Start Time 20:00

Round Robin Session 8

Group D - Sheet D

WORLD  
CURLING

## Game Results

Sheet	Team	LSFE	1	2	3	4	5	6	7	8	Extra Ends	Total
D	GRE - Greece		0	1	0	0	1	0	X	X		2
	NOR - Norway	*	4	0	3	2	0	2	X	X		11

GRE - Greece	
4 S	PANTIOS Athanasios
3 V	KARAKOSTAS Dionysios
2	ZACHARIAS Nikolaos
1	KOLONAS Dimitrios
A	-

NOR - Norway	
4 S	SAGEN Rolf
3	HUMLEKJAER Frank
2	SANDAAKER Karsten
1 V	HEGLAND Arild
A	KARTERUD Jon Sverre

Last Stone Draw		Distance
↻	KARAKOSTAS Dionysios	33.7cm
↻	ZACHARIAS Nikolaos	199.6cm
<b>Total</b>		<b>233.3cm</b>

Last Stone Draw		Distance
↻	SANDAAKER Karsten	82.6cm
↻	KARTERUD Jon Sverre	75.3cm
<b>Total</b>		<b>157.9cm</b>

KARTERUD JS replaced SANDAAKER K at the beginning of End 5

**Note:**  
Position and function for each team member:  
4 = Fourth, 3 = Third, 2 = Second, 1 = Lead, A = Alternate, S = Skip, V = Vice-Skip

**Legend:**  
↻ Clockwise                      ↻ Counter-clockwise                      LSFE(\*) Last Stone First End  
X Unplayed/unfinished end due to concession



SUN 26 APR 2026

Start Time 20:00

Round Robin Session 8

Group C - Sheet E

WORLD  
CURLING

## Game Results

Sheet	Team	LSFE	1	2	3	4	5	6	7	8	Extra Ends	Total
E	HUN - Hungary	*	0	2	0	1	0	1	0	X		4
	BEL - Belgium		1	0	1	0	6	0	1	X		9

HUN - Hungary	
4 S	NAGY Gyorgy
3	JAKAB Zoltan
2 V	BARTALUS Gabor
1	BARNA Krisztian
A	-

BEL - Belgium	
4 S	VAN WATERSCHOOT Tom
3	VANDERMEEREN Stephane
2 V	VAN ROSMALEN Chris
1	BILSEN Guy
A	-

Last Stone Draw		Distance
↻	BARNA Krisztian	67.2cm
↻	BARTALUS Gabor	60.8cm
<b>Total</b>		<b>128.0cm</b>

Last Stone Draw		Distance
↻	VAN WATERSCHOOT Tom	63.4cm
↻	VANDERMEEREN Stephane	109.6cm
<b>Total</b>		<b>173.0cm</b>

**Note:**  
Position and function for each team member:  
4 = Fourth, 3 = Third, 2 = Second, 1 = Lead, A = Alternate, S = Skip, V = Vice-Skip

**Legend:**  
↻ Clockwise      ↻ Counter-clockwise      LSFE(\*) Last Stone First End  
X Unplayed/unfinished end due to concession







SUN 26 APR 2026

Start Time 16:00

Round Robin Session 7

Group A - Sheet A



Game Results

Sheet	Team	LSFE	1	2	3	4	5	6	7	8	Extra Ends	Total
A	SLO - Slovenia		0	5	3	0	0	0	1	0		9
	NGR - Nigeria	*	3	0	0	1	1	1	0	1		7

SLO - Slovenia	
4 S	RESMAN Mitja
3	OMERZEL Bostjan
2 V	PRAPROTNIK Silvo
1	GREGORI Darko
A	-

NGR - Nigeria	
4 S	COLE T. J.
3	BRIANNE Robert
2 V	NEIMETH Charles
1	ALLEN Aswad
A	DANIEL Damola

Last Stone Draw		Distance
↻	RESMAN Mitja	199.6cm
↻	GREGORI Darko	170.6cm
<b>Total</b>		<b>370.2cm</b>

Last Stone Draw		Distance
↻	ALLEN Aswad	199.6cm
↻	NEIMETH Charles	164.0cm
<b>Total</b>		<b>363.6cm</b>

**Note:**  
 Position and function for each team member:  
 4 = Fourth, 3 = Third, 2 = Second, 1 = Lead, A = Alternate, S = Skip, V = Vice-Skip

**Legend:**  
 ↻ Clockwise      ↻ Counter-clockwise      **LSFE(\*)** Last Stone First End







SUN 26 APR 2026

Start Time 12:00

Round Robin Session 6



### Session Results and Standings

Sheet	Team	LSD/LSFE	1	2	3	4	5	6	7	8	Extra Ends	Total
A	GER - Germany	111.9cm *	2	0	4	0	0	1	2	X		9
	NED - Netherlands	125.1cm	0	2	0	1	0	0	0	X		3
B	NZL - New Zealand	60.8cm *	1	1	2	0	0	2	1	X		7
	ESP - Spain	216.4cm	0	0	0	1	2	0	0	X		3
C	AUT - Austria	125.8cm	0	0	1	3	0	2	0	0		6
	FRA - France	116.6cm *	0	3	0	0	5	0	0	1		9
D	CZE - Czechia	223.0cm *	0	0	3	0	1	3	3	X		10
	DEN - Denmark	231.9cm	1	2	0	3	0	0	0	X		6
E	AUS - Australia	31.9cm *	1	3	2	0	0	2	0	0		8
	WAL - Wales	36.4cm	0	0	0	2	1	0	1	1		5
F	FIN - Finland	74.4cm *	0	3	0	0	2	1	1	0	0	7
	SWE - Sweden	280.2cm	0	0	3	2	0	0	0	2	2	9

### Current Standings

Group A					Group B				
Rank	Team	Games	Wins	Losses	Rank	Team	Games	Wins	Losses
1	CAN - Canada	1	1	0	1	ITA - Italy	1	1	0
1	LAT - Latvia	1	1	0	1	USA - United States	1	1	0
3	IRL - Ireland	1	0	1	3	HKG - Hong Kong, China	1	0	1
3	NGR - Nigeria	1	0	1	3	POL - Poland	1	0	1
	SLO - Slovenia	0				ENG - England	0		
Group C					Group D				
Rank	Team	Games	Wins	Losses	Rank	Team	Games	Wins	Losses
1	EST - Estonia	1	1	0	1	KOR - Korea	1	1	0
1	HUN - Hungary	1	1	0	1	NOR - Norway	1	1	0
1	SCO - Scotland	1	1	0	1	SUI - Switzerland	1	1	0
4	BEL - Belgium	1	0	1	4	GRE - Greece	1	0	1
4	PHI - Philippines	1	0	1	4	ISR - Israel	1	0	1
4	SVK - Slovakia	1	0	1	4	JPN - Japan	1	0	1
Group E					Group F				
Rank	Team	Games	Wins	Losses	Rank	Team	Games	Wins	Losses
1	AUS - Australia	2	2	0	1	CZE - Czechia	2	2	0
1	SWE - Sweden	2	2	0	2	ESP - Spain	2	1	1
3	AUT - Austria	2	1	1	2	GER - Germany	2	1	1
3	FRA - France	2	1	1	2	NED - Netherlands	2	1	1
5	FIN - Finland	2	0	2	2	NZL - New Zealand	2	1	1
5	WAL - Wales	2	0	2	6	DEN - Denmark	2	0	2

**Note:**  
Under World Curling rules, tie-breaking rules for standings are not applied until after the last game of the round robin.

**Legend:**  
**LSD** Last Stone Draw                      **LSFE(\*)** Last Stone First End                      **X** Unplayed/unfinished end due to concession







SUN 26 APR 2026

Start Time 12:00

Round Robin Session 6

Group E - Sheet C



Game Results

Sheet	Team	LSFE	1	2	3	4	5	6	7	8	Extra Ends	Total
C	AUT - Austria		0	0	1	3	0	2	0	0		6
	FRA - France	*	0	3	0	0	5	0	0	1		9

AUT - Austria	
4 S	HIGATZBERGER Gernot
3 V	GRUENDHAMMER Hubert
2	GENNER Alois
1	STEFAN Markus
A	KRAMLINGER Peter

FRA - France	
4 S	CHAUVEAU Mathieu
3	DEHAIS Laurent
2 V	THERIAS Philippe
1	KOENIG Stephane
A	TOURRETTE Christian

Last Stone Draw		Distance
↻	STEFAN Markus	68.4cm
↻	GENNER Alois	57.4cm
<b>Total</b>		<b>125.8cm</b>

Last Stone Draw		Distance
↻	CHAUVEAU Mathieu	66.3cm
↻	DEHAIS Laurent	50.3cm
<b>Total</b>		<b>116.6cm</b>

**Note:**  
 Position and function for each team member:  
 4 = Fourth, 3 = Third, 2 = Second, 1 = Lead, A = Alternate, S = Skip, V = Vice-Skip

**Legend:**  
 ↻ Clockwise      ↻ Counter-clockwise      **LSFE(\*)** Last Stone First End





SUN 26 APR 2026

Start Time 12:00

Round Robin Session 6

Group E - Sheet E



**Game Results**

Sheet	Team	LSFE	1	2	3	4	5	6	7	8	Extra Ends	Total
E	AUS - Australia	*	1	3	2	0	0	2	0	0		8
	WAL - Wales		0	0	0	2	1	0	1	1		5

AUS - Australia	
4	DAVIS Geoff
3 V	JOHNS Steve
2	HEWITT Steve
1 S	MILLIKIN Hugh
A	-

WAL - Wales	
4 S	MEIKLE Adrian
3 V	TANNER Andrew
2	REID Alistair
1	POUGHER Richard
A	-

Last Stone Draw		Distance
↻	MILLIKIN Hugh	17.0cm
↻	HEWITT Steve	14.9cm
<b>Total</b>		<b>31.9cm</b>

Last Stone Draw		Distance
↻	TANNER Andrew	16.4cm
↻	MEIKLE Adrian	20.0cm
<b>Total</b>		<b>36.4cm</b>

**Note:**  
 Position and function for each team member:  
 4 = Fourth, 3 = Third, 2 = Second, 1 = Lead, A = Alternate, S = Skip, V = Vice-Skip

**Legend:**  
 ↻ Clockwise      ↻ Counter-clockwise      LSFE(\*) Last Stone First End



SUN 26 APR 2026

Start Time 12:00

Round Robin Session 6

Group E - Sheet F

**WORLD  
CURLING**

**Game Results**

Sheet	Team	LSFE	1	2	3	4	5	6	7	8	Extra Ends	Total
F	FIN - Finland	*	0	3	0	0	2	1	1	0	0	7
	SWE - Sweden		0	0	3	2	0	0	0	2	2	9

FIN - Finland	
4 V	JOKELA Aki
3	HAKKINEN Jari
2	JANTTI Pekka
1 S	RISSANEN Olli
A	AALTO Kimmo

SWE - Sweden	
4 S	JULIUS Fredrik
3 V	PUIGDEMONT Josep
2	VALLEE Martin
1	BERGMAN Johan
A	NORRMAN Hasse

Last Stone Draw		Distance
↻	RISSANEN Olli	26.9cm
↻	JANTTI Pekka	47.5cm
<b>Total</b>		<b>74.4cm</b>

Last Stone Draw		Distance
↻	VALLEE Martin	80.6cm
↻	JULIUS Fredrik	199.6cm
<b>Total</b>		<b>280.2cm</b>

**Note:**  
Position and function for each team member:  
4 = Fourth, 3 = Third, 2 = Second, 1 = Lead, A = Alternate, S = Skip, V = Vice-Skip

**Legend:**  
↻ Clockwise      ↻ Counter-clockwise      **LSFE(\*)** Last Stone First End



SUN 26 APR 2026

Start Time 8:00

Round Robin Session 5



Session Results and Standings

Sheet	Team	LSD/LSFE	1	2	3	4	5	6	7	8	Extra Ends	Total
A	LAT - Latvia	161.9cm *	0	1	1	0	1	3	0	1	1	8
	IRL - Ireland	204.7cm	2	0	0	4	0	0	1	0	0	7
C	USA - United States	144.4cm	1	0	3	0	0	6	2	X		12
	POL - Poland	144.0cm *	0	3	0	0	1	0	0	X		4
D	HKG - Hong Kong, China	349.7cm *	1	0	1	0	0	2	1	X		5
	ITA - Italy	399.2cm	0	3	0	1	4	0	0	X		8
E	NGR - Nigeria	268.6cm	0	0	1	0	0	0	1	X		2
	CAN - Canada	124.0cm *	5	4	0	4	1	2	0	X		16

Current Standings

Group A					Group B				
Rank	Team	Games	Wins	Losses	Rank	Team	Games	Wins	Losses
1	CAN - Canada	1	1	0	1	ITA - Italy	1	1	0
1	LAT - Latvia	1	1	0	1	USA - United States	1	1	0
3	IRL - Ireland	1	0	1	3	HKG - Hong Kong, China	1	0	1
3	NGR - Nigeria	1	0	1	3	POL - Poland	1	0	1
	SLO - Slovenia	0				ENG - England	0		
Group C					Group D				
Rank	Team	Games	Wins	Losses	Rank	Team	Games	Wins	Losses
1	EST - Estonia	1	1	0	1	KOR - Korea	1	1	0
1	HUN - Hungary	1	1	0	1	NOR - Norway	1	1	0
1	SCO - Scotland	1	1	0	1	SUI - Switzerland	1	1	0
4	BEL - Belgium	1	0	1	4	GRE - Greece	1	0	1
4	PHI - Philippines	1	0	1	4	ISR - Israel	1	0	1
4	SVK - Slovakia	1	0	1	4	JPN - Japan	1	0	1
Group E					Group F				
Rank	Team	Games	Wins	Losses	Rank	Team	Games	Wins	Losses
1	AUS - Australia	1	1	0	1	CZE - Czechia	1	1	0
1	AUT - Austria	1	1	0	1	ESP - Spain	1	1	0
1	SWE - Sweden	1	1	0	1	NED - Netherlands	1	1	0
4	FIN - Finland	1	0	1	4	DEN - Denmark	1	0	1
4	FRA - France	1	0	1	4	GER - Germany	1	0	1
4	WAL - Wales	1	0	1	4	NZL - New Zealand	1	0	1

Note: Under World Curling rules, tie-breaking rules for standings are not applied until after the last game of the round robin.

Legend: LSD Last Stone Draw LSFE(\*) Last Stone First End X Unplayed/unfinished end due to concession



SUN 26 APR 2026

Start Time 8:00

Round Robin Session 5

Group A - Sheet A



Game Results

Sheet	Team	LSFE	1	2	3	4	5	6	7	8	Extra Ends	Total
A	LAT - Latvia	*	0	1	1	0	1	3	0	1	1	8
	IRL - Ireland		2	0	0	4	0	0	1	0	0	7

LAT - Latvia	
4 S	REGZA Ansis
3 V	REDLIHS Janis
2	PURMALIS Aivars
1	LACIS Aivars
A	-

IRL - Ireland	
4 S	GRAY Bill
3 V	FYFE Neil
2	FYFE Alastair
1	CAMPBELL Thomas
A	BARR Ross

Last Stone Draw		Distance
↻	REGZA Ansis	49.6cm
↻	REDLIHS Janis	112.3cm
<b>Total</b>		<b>161.9cm</b>

Last Stone Draw		Distance
↻	GRAY Bill	150.2cm
↻	FYFE Alastair	54.5cm
<b>Total</b>		<b>204.7cm</b>

**Note:**  
 Position and function for each team member:  
 4 = Fourth, 3 = Third, 2 = Second, 1 = Lead, A = Alternate, S = Skip, V = Vice-Skip

**Legend:**  
 ↻ Clockwise      ↻ Counter-clockwise      **LSFE(\*)** Last Stone First End



































FRI 24 APR 2026

Start Time 19:00

Round Robin Session 1

Group E - Sheet D



Game Results

Sheet	Team	LSFE	1	2	3	4	5	6	7	8	Extra Ends	Total
D	WAL - Wales	*	1	0	0	3	1	0	0	0		5
	AUT - Austria		0	1	0	0	0	2	1	3		7

WAL - Wales	
4 S	MEIKLE Adrian
3 V	TANNER Andrew
2	REID Alistair
1	POUGHER Richard
A	-

AUT - Austria	
4 S	HIGATZBERGER Gernot
3 V	GRUENDHAMMER Hubert
2	GENNER Alois
1	KRAMLINGER Peter
A	STEFAN Markus

Last Stone Draw		Distance
↻	REID Alistair	42.1cm
↻	POUGHER Richard	27.9cm
<b>Total</b>		<b>70.0cm</b>

Last Stone Draw		Distance
↻	GRUENDHAMMER Hubert	38.8cm
↻	KRAMLINGER Peter	51.1cm
<b>Total</b>		<b>89.9cm</b>

**Note:**  
 Position and function for each team member:  
 4 = Fourth, 3 = Third, 2 = Second, 1 = Lead, A = Alternate, S = Skip, V = Vice-Skip

**Legend:**  
 ↻ Clockwise      ↻ Counter-clockwise      **LSFE(\*)** Last Stone First End







## Entry List by Event

As of FRI 24 APR 2026

AUS - Australia		Group E
4	DAVIS Geoff	R
3 V	JOHNS Steve	R
2	HEWITT Steve	R
1 S	MILLIKIN Hugh	R
A	-	
C	-	
O	BROWN Beryl (CAN)	
O	-	

DEN - Denmark		Group F
4 S	TIDMAND Soeren	R
3 V	LEGAARD Bo	R
2	HOVBORG Kent	L
1	LORENTZEN Jens Groth	R
A	-	
C	-	
O	MORTENSEN Carina	
O	-	

AUT - Austria		Group E
4 S	HIGATZBERGER Gernot	R
3 V	GRUENDHAMMER Hubert	R
2	GENNER Alois	R
1	KRAMLINGER Peter	R
A	STEFAN Markus	R
C	-	
O	-	
O	-	

ENG - England		Group B
4 S	McGLYNN Douglas	R
3	BRAND Stuart	R
2	GREGORY Martin	R
1 V	McGLYNN Andy	R
A	-	
C	GREGORY Lesley	
O	BRAND Anna (POL)	
O	-	

BEL - Belgium		Group C
4 S	VAN WATERSCHOOT Tom	R
3	VANDERMEEREN Stephane	R
2 V	VAN ROSMALEN Chris	R
1	BILSEN Guy	R
A	-	
C	RAMAEKERS Seppe	
O	-	
O	-	

ESP - Spain		Group F
4 S	NAVARRO Victor	R
3 V	GRACIA Alfonso	R
2	GARCIA Rodrigo	R
1	HERNANDEZ Domingo	R
A	-	
C	MUNUERA Lucas	
O	FUMANAL Elsa	
O	TESA Oscar	

CAN - Canada		Group A
4 S	KORTE Bruce	L
3 V	McKEE Darrell	R
2	KOHUCH Kory	R
1	GOLANOWSKI Rory	R
A	HALL Arlen	R
C	-	
O	-	
O	-	

EST - Estonia		Group C
4 S	TUBALKAIN Margus	R
3 V	VOOREMAA Valvo	R
2	TURMANN Tonis	R
1	REINOLA Hannes	R
A	JEGOROV Jaanus	L
C	-	
O	-	
O	-	

CZE - Czechia		Group F
4 S	SIK David	L
3 V	BROZEK Marek	R
2	MENSIK Pavel	R
1	CHOBOT Jiri	R
A	-	
C	-	
O	-	
O	-	

FIN - Finland		Group E
4 V	JOKELA Aki	R
3	HAKKINEN Jari	R
2	JANTTI Pekka	R
1 S	RISSANEN Olli	R
A	AALTO Kimmo	R
C	-	
O	ISOMAKI Timo	
O	-	

## Entry List by Event

As of FRI 24 APR 2026

<b>FRA - France</b>		<b>Group E</b>
4 S	CHAUVEAU Mathieu	R
3	TOURRETTE Christian	R
2	KOENIG Stephane	R
1 V	THERIAS Philippe	R
A	DEHAIS Laurent	L
C	-	
O	-	
O	-	

<b>IRL - Ireland</b>		<b>Group A</b>
4 S	GRAY Bill	R
3 V	FYFE Neil	R
2	FYFE Alastair	R
1	CAMPBELL Thomas	R
A	BARR Ross	R
C	BARR Alison	
O	GRAY Janie	
O	-	

<b>GER - Germany</b>		<b>Group F</b>
4 S	SAILE Uwe	R
3	GOLDEMANN Sven	R
2 V	MOECKEL Christoph	R
1	KUEHLWEIN Ruediger	R
A	-	
C	FORSYTH Alexander (CAN)	
O	MOECKEL Konstantin	
O	-	

<b>ISR - Israel</b>		<b>Group D</b>
4 S	POKRAS Alex	R
3 V	HOROWITZ Aaron	R
2	KEMPENICH Henrique	R
1	MILLER Yoram	L
A	-	
C	-	
O	-	
O	-	

<b>GRE - Greece</b>		<b>Group D</b>
4 S	PANTIOS Athanasios	R
3 V	KARAKOSTAS Dionysios	R
2	ZACHARIAS Nikolaos	R
1	KOLONAS Dimitrios	R
A	-	
C	ARAMPATZIS Alexandros	
O	-	
O	-	

<b>ITA - Italy</b>		<b>Group B</b>
4 S	MENARDI Antonio	R
3 V	BOMBASSEI Valter	R
2	CONSTANTINI Marco	R
1	ANTONELLI Massimo	L
A	-	
C	-	
O	-	
O	-	

<b>HKG - Hong Kong, China</b>		<b>Group B</b>
4 S	WONG Chun Ngok	R
3 V	LI Shek Chong John	R
2	CHEUNG Randy	R
1	CHUNG Hon Keung	R
A	-	
C	-	
O	-	
O	-	

<b>JPN - Japan</b>		<b>Group D</b>
4 S	MATSUMURA Tamotsu	R
3	YAMAMOTO Seiji	R
2	OTSUKA Akira	R
1 V	TOMIYASU Takahito	R
A	-	
C	MATSUMURA Nagisa	
O	-	
O	-	

<b>HUN - Hungary</b>		<b>Group C</b>
4 S	NAGY Gyorgy	L
3	JAKAB Zoltan	R
2 V	BARTALUS Gabor	R
1	BARNA Krisztian	L
A	-	
C	SZEKERES Ildiko	
O	-	
O	-	

<b>KOR - Korea</b>		<b>Group D</b>
4 S	JUNG Jaesuk	R
3 V	LEE Ilkyu	R
2	SON Jinsuk	R
1	PARK Jongwon	R
A	CHUNG Wonsuk	R
C	LEE Jejoong	
2C	CHO Wonjoo	
O	-	

## Entry List by Event

As of FRI 24 APR 2026

LAT - Latvia		Group A
4 S	REGZA Ansis	R
3 V	REDLIHS Janis	R
2	PURMALIS Aivars	R
1	LACIS Aivars	R
A	-	
C	-	
O	-	
O	-	

NED - Netherlands		Group F
4 S	BOMAS Bob	R
3 V	VAN WIERINGEN Willem	R
2	DE JONG Andre	R
1	SAN FELIPE Cristian	R
A	KOORNSTRA Johannes	R
C	BOMAS Anandi	
O	BOMAS Syberta	
O	-	

NGR - Nigeria		Group A
4 S	COLE T. J.	L
3	BRIANNE Robert	R
2 V	NEIMETH Charles	R
1	ALLEN Aswad	R
A	DANIEL Damola	R
C	McGREGOR Suzanne (USA)	
O	-	
O	-	

NOR - Norway		Group D
4 S	SAGEN Rolf	R
3	HUMLEKJAER Frank	R
2	SANDAAKER Karsten	R
1 V	KARTERUD Jon Sverre	R
A	HEGLAND Arild	R
C	-	
O	-	
O	-	

NZL - New Zealand		Group F
4 S	DOWLING Philip	R
3 V	THOMSON Kenny	L
2	HAY Gordon	R
1	FOTTI Dean	R
A	-	
C	-	
O	-	
O	-	

PHI - Philippines		Group C
4 S	OCHOCO Jonathan	R
3 V	GARBES Peter	R
2	NAZARENO Jose	R
1	ONGLINGSWAN Alastair	R
A	GARBES Jason	R
C	MACLAUGHLIN GARBES Heather	
O	BARON John (USA)	
O	-	

POL - Poland		Group B
4 V	BLASZCZAK Rymwid	R
3 S	DETYNIECKI Arkadiusz	R
2	MOLSKI Leszek	R
1	SMAK Andrzej	R
A	SZELIGA Jacek	R
C	-	
O	-	
O	-	

SCO - Scotland		Group C
4 S	BREWSTER Tom	R
3 V	HARE Frazer	R
2	STEVENSON Robbie	R
1	FRAME Don	L
A	-	
C	-	
O	-	
O	-	

SLO - Slovenia		Group A
4 S	RESMAN Mitja	R
3	OMERZEL Bostjan	R
2 V	PRAPROTNIK Silvo	R
1	GREGORI Darko	R
A	-	
C	-	
O	-	
O	-	

SUI - Switzerland		Group D
4 S	SCHWALLER Christof	R
3	ANDRES Dominic	R
2 V	HUERLIMANN Robert	R
1	KAISER Christoph	R
A	ISELI Rolf	R
C	-	
O	-	
O	-	



### Entry List by Event

As of FRI 24 APR 2026

SVK - Slovakia		Group C
4	BALSAN Peter	R
3 V	MOCEK Peter	R
2	SYKORA Daniel	R
1 S	KOCIAN Pavel	R
A	-	
C	-	
O	-	
O	-	

USA - United States		Group B
4 S	FARBELOW Mike	R
3	RUOHONEN Rich	R
2 V	STOPERA Bill	R
1	LEHTO Darren	R
A	-	
C	ANNIS Pete	
O	-	
O	-	

SWE - Sweden		Group E
4 S	JULIUS Fredrik	R
3 V	PUIGDEMONT Josep	R
2	VALLEE Martin	R
1	NORRMAN Hasse	R
A	BERGMAN Johan	R
C	-	
O	-	
O	-	

WAL - Wales		Group E
4 S	MEIKLE Adrian	R
3 V	TANNER Andrew	R
2	REID Alistair	R
1	POUGHER Richard	R
A	-	
C	WATSON Dawn	
O	-	
O	-	

**Note:**

Position and function for each team member:

4 = Fourth, 3 = Third, 2 = Second, 1 = Lead, A = Alternate, S = Skip, V = Vice-Skip

C = Coach, 2C = 2nd Team Coach, NC = National Coach, T = Translator, O = Team Official

**Legend:**

L Left-handed

R Right-handed



## Competition Officials

As of TUE 21 APR 2026

Function	Name	Organisation
World Curling President:	WELLING Beau	USA - United States
World Curling Head of Competitions:	ROETHLISBERGER Eeva	SUI - Switzerland
World Curling Technical Delegate:	SNITIL Jiri	CZE - Czechia
Chief Umpire:	IMLAY David	SCO - Scotland
Deputy Chief Umpire:	AUGUSTYNIAK Wojciech	POL - Poland
Timing Supervisors:	GIBB Kay RAMIREZ DE LA PISCINA Nagore	SCO - Scotland ESP - Spain
Chief Ice Technician:	KAPRALIK Patrik	SVK - Slovakia
Deputy Chief Ice Technicians:	CALLAN Mark	SCO - Scotland



## Competition Schedule

As of TUE 21 APR 2026

Date	Start Time	Session	Sheet A	Sheet B	Sheet C	Sheet D	Sheet E	Sheet F
FRI 24 APR	19:00	1	SWE - FRA	GER - CZE	AUS - FIN	WAL - AUT	DEN - ESP	NED - NZL
SAT 25 APR	9:00	2	usa - kor	den - ltu	eng - sco	pol - hun	aus - jpn	can - phi
	15:30	3	ISR - NOR	KOR - GRE	HUN - SVK	JPN - SUI	PHI - SCO	nor - fra
	19:30	4	slo - fin	sui - ger	ita - cze	swe - phi	nzl - irl	EST - BEL
SUN 26 APR	8:00	5	LAT - IRL	fra - eng	USA - POL	HKG - ITA	NGR - CAN	
	12:00	6	GER - NED	NZL - ESP	AUT - FRA	CZE - DEN	AUS - WAL	FIN - SWE
	16:00	7	SLO - NGR	ENG - HKG	nzl - ita	irl - ger	sui - cze	
	20:00	8	EST - SCO	SVK - PHI	KOR - JPN	GRE - NOR	HUN - BEL	ISR - SUI
MON 27 APR	8:00	9	DEN - NZL	AUT - FIN	ESP - GER	SWE - AUS	NED - CZE	WAL - FRA
	12:00	10	eng - nor	sco - kor	fra - usa	jpn - den	hun - ltu	aus - pol
	16:00	11	HKG - USA		ITA - ENG	CAN - SLO	fin - can	NGR - LAT
	20:00	12	ger - ita	slo - swe	irl - sui	ltu - aus		cze - nzl
TUE 28 APR	8:00	13	ENG - POL	CAN - LAT	phi - fin	nor - kor	SLO - IRL	ITA - USA
	12:00	14	SUI - KOR	HUN - EST	GRE - ISR	BEL - PHI	NOR - JPN	SCO - SVK
	16:00	15		nor - usa	jpn - pol	fra - sco	kor - eng	den - hun
	20:00	16	CZE - ESP	SWE - WAL	DEN - NED	NZL - GER	FRA - FIN	AUS - AUT
WED 29 APR	8:00	17		pol - den	ger - nzl	cze - irl		ita - sui
	12:00	18	swe - can		LAT - SLO	IRL - NGR	phi - slo	usa - sco
	16:00	19	JPN - GRE	BEL - SCO	SUI - NOR	KOR - ISR	SVK - EST	PHI - HUN
	20:00	20	kor - fra	ltu - jpn	aus - hun	usa - eng	sco - nor	POL - HKG
THU 30 APR	8:00	21	FIN - WAL	FRA - AUS	NZL - CZE	ESP - NED	AUT - SWE	GER - DEN
	12:00	22	hun - jpn	POL - ITA	IRL - CAN	USA - ENG	cze - ger	fin - swe
	16:00	23	BEL - SVK	ISR - JPN	PHI - EST	SCO - HUN	SUI - GRE	NOR - KOR
	20:00	24	ltu - pol	irl - ita	can - slo	nzl - sui	den - aus	
FRI 1 MAY	9:00	Men's Qualification Games						
	14:00	Women's Quarter-finals						
	19:00	Men's Quarter-finals						
SAT 2 MAY	9:00	Men's and Women's Semi-finals						
	14:00	Men's and Women's Finals						

**Note:**

For NOC codes, lowercase is used for Women, and uppercase is used for Men.  
First named team in each game plays red-handled stones and wears dark coloured upper playing garments.  
Please check online for more details and the latest updates.