



# RESULTS BOOK



**ACE & Company**

**World Senior Curling Championships 2026**

**Women**

**Geneva, Switzerland**

**24 April - 2 May 2026**





SAT 2 MAY 2026

### Medallists

Medal	Country	Name	Position - Function
GOLD	SCO - Scotland	LOCKHART Jackie	4 S
		MILNE Mairi	3
		MILNE Claire	2
		LOUDON Katie	1
SILVER	GER - Germany	BELKOFER-KROEHNERT Sabine	4 S
		SCHWALLER Heike	3
		REILLY Michaela	2
		HALLER Christina	1
		KNOBLOCH Martina	A
		MAYR Bernhard	C
BRONZE	CAN - Canada	MIDDAUGH Sherry	4 S
		GRANT Karri-Lee	3
		FOSTER Melissa	2
		HOOPER PERROUD Jane	1
		MIDDAUGH Wayne	C

**Note:**  
Position and function for each team member:  
4 = Fourth, 3 = Third, 2 = Second, 1 = Lead, A = Alternate, S = Skip, C = Coach

**Final Standings**

Rank	Team	Players	Position - Function	Group Rank	DSC
1	SCO - Scotland	LOCKHART Jackie	4 S		
		MILNE Mairi	3 V		
		MILNE Claire	2		
		LOUDON Katie	1		
		-	A		
		-	C		
2	GER - Germany	BELKOFER-KROEHNERT Sabine	4 S		
		SCHWALLER Heike	3		
		REILLY Michaela	2		
		HALLER Christina	1 V		
		KNOBLOCH Martina	A		
		MAYR Bernhard	C		
3	CAN - Canada	MIDDAUGH Sherry	4 S		
		GRANT Karri-Lee	3 V		
		FOSTER Melissa	2		
		HOOPER PERROUD Jane	1		
		-	A		
		MIDDAUGH Wayne	C		
4	USA - United States	O'LEARY Norma	4 V		
		SMITH Margie	3 S		
		KINNEY Shelly	2		
		KOSAL Shelly	1		
		-	A		
		-	C		
5	JPN - Japan	TAKIMOTO Yuka	4 S		
		YOSHIMURA Miyako	3 V		
		TAKIZAWA Hiromi	2		
		HORIUCHI Tamami	1		
		UEHARA Makiko	A		
		SONOYAMA Daisuke	C		
5	LTU - Lithuania	JANULEVICIUTE Lina	4 V		
		VAICEKONYTE Asta	3 S		
		VALATKIENE Gaiva	2		
		SULINSKIENE Jolanta	1		
		JASAITIENE Rasa Veronika	A		
		GULKA Allen	C		
5	SUI - Switzerland	STRAUSAK Nicole	4 S		
		DURTSCHI Karin	3		
		LUETHI Karin	2		
		BORN Sandra	1 V		
		-	A		
		PESCIA Claudio	C		



## Final Standings

Rank	Team	Players	Position - Function	Group Rank	DSC
5	SWE - Sweden	NORBERG Anette	4 S		
		LINDAHL Cathrine	3 V		
		BERGMAN Ulrika	2		
		LE MOINE Anna	1		
		-	A		
		-	C		
9	IRL - Ireland	SINCLAIR Dale	4 S	D3	57.414 cm
		GILLETT Bernie	3 V		
		CLANCY Nina	2		
		KERR Louise	1		
		-	A		
		SINCLAIR Colin	C		
10	NOR - Norway	PETTERSEN Anniken	4 S	B3	65.200 cm
		INGVALDSEN Elin	3 V		
		RUDEEN Beate	2		
		BRENNA Grethe	1		
		-	A		
		HAALIEN Ola	C		
11	FIN - Finland	LINDSTROEM Janina	4 V	A3	75.114 cm
		WICKSTROEM Mari	3 S		
		VIRTAALA Elna	2		
		LOUHIVUORI Riikka	1		
		-	A		
		GULKA Roger	C		
12	AUS - Australia	WILLIAMS Helen	4 S	C3	125.771 cm
		HEWITT Lynn	3 V		
		IRVINE Kim	2		
		SWAN Carolyn	1		
		-	A		
		WESTMAN Barry	C		
13	ENG - England	MADONIA Colleen	4 S	B4	49.400 cm
		MACFARLANE Sheilagh	3 V		
		WILCOX Angela	2		
		WILSON Janine	1		
		-	A		
		MACFARLANE John	C		
14	CZE - Czechia	BERANKOVA Jana	4 S	D4	89.300 cm
		LOSTAKOVA Tereza	3 V		
		SIKYROVA Vlasta	2		
		POLIVKOVA Irena	1		
		-	A		
		POLIVKA Milan	C		



## Final Standings

Rank	Team	Players	Position - Function	Group Rank	DSC
15	POL - Poland	ERDMAN Joanna PIETRUSZKA Monika SZCZEPANIK Beata DOBISZEWSKA Magdalena BLOMBERG Joanna IDZIKOWSKI Piotr	4 S 3 V 2 1 A C	C4	91.929 cm
16	PHI - Philippines	MARIANO Sheila DANGARAN Kirsten McALISTER Cindy BREWER Bernie - RONCAL Patrick	4 S 3 V 2 1 A C	A4	102.900 cm
17	HUN - Hungary	PINTER Zsuzsanna KISS Gyulane SZARVAS Monika SZABON Marta - SZARVAS Gabor	4 V 3 2 S 1 A C	C5	76.557 cm
18	FRA - France	GERBAULET Francoise LOBE THERIAS Cheryl TALICHET Stephanie BOULLEY DUPARC Roselyne - BOADA Dimitri	4 S 3 V 2 1 A C	B5	99.714 cm
19	ITA - Italy	MACCHIATI Lucilla DURANDO Cristina FAURE ROLLAND Daniela SACCA Valeria PISTOLOZZI Barbara -	4 S 3 V 2 1 A C	D5	137.457 cm
20	SLO - Slovenia	SEVER Eva OMERZEL Alenka KONOBELJ Helena SINIGOJ Brigita SLAMNIK Nina -	4 V 3 S 2 1 A C	A5	156.000 cm
21	KOR - Korea	KIM Jaeil JEON Nam Hui SHIN Soyung KIM Eun Jung RITTERLING Soojin Kim JUNG Jaesuk	4 S 3 V 2 1 A C	B6	86.657 cm



## Final Standings

Rank	Team	Players	Position - Function	Group Rank	DSC
22	DEN - Denmark	SCHACK Kamilla	4 S	C6	123.057 cm
		JENSEN Rikke	3 V		
		SCHURAD Wikie	2		
		HENNINGSEN Linette	1		
		QVIST Trine	A		
		SCHACK Signe	C		
23	NZL - New Zealand	OLSZEWSKI Joanna	4 S	D6	130.071 cm
		THOMAS Sandra	3		
		MATTHEWS Elizabeth	2 V		
		ANDERSON Merran	1		
		FARRA Pauline	A		
		-	C		

**Note:**

Final standings are based on play-off results and group standings. Losers of the qualification are ranked based on merged group standings. The remaining teams are ranked according to their group rank and the Draw Shot Challenge (DSC).

Position and function for each team member:

**4** = Fourth, **3** = Third, **2** = Second, **1** = Lead, **A** = Alternate, **S** = Skip, **V** = Vice-Skip, **C** = Coach



### Competition Summary

Session	Date Time	Sheet A	Sheet B	Sheet C	Sheet D	Sheet E	Sheet F
Session 2	25 APR 9:00	USA 8-4 KOR	DEN 5-14 LTU	ENG 4-6 SCO	POL 8-6 HUN	AUS 2-5 JPN	CAN 10-1 PHI
Session 3	25 APR 15:30						NOR 11-5 FRA
Session 4	25 APR 19:30	SLO 1-10 FIN	SUI 4-6 <sup>EE</sup> GER	ITA 3-8 CZE	SWE 6-4 PHI	NZL 4-9 IRL	
Session 5	26 APR 8:00		FRA 2-6 ENG				
Session 7	26 APR 16:00			NZL 6-10 ITA	IRL 5-6 GER	SUI 10-1 CZE	
Session 10	27 APR 12:00	ENG 4-8 NOR	SCO 13-1 KOR	FRA 3-8 USA	JPN 11-2 DEN	HUN 4-8 LTU	AUS 6-4 POL
Session 11	27 APR 16:00					FIN 4-7 CAN	
Session 12	27 APR 20:00	GER 9-3 ITA	SLO 2-13 SWE	IRL 5-8 SUI	LTU 3-2 AUS		CZE 7-3 NZL
Session 13	28 APR 8:00			PHI 2-7 FIN	NOR 7-10 KOR		
Session 15	28 APR 16:00		NOR 4-12 USA	JPN 10-3 POL	FRA 0-12 SCO	KOR 5-9 ENG	DEN 5-7 HUN
Session 17	29 APR 8:00		POL 12-5 DEN	GER 11-3 NZL	CZE 7-13 IRL		ITA 1-12 SUI
Session 18	29 APR 12:00	SWE 4-7 CAN				PHI 6-4 SLO	USA 3-7 SCO
Session 20	29 APR 20:00	KOR 4-7 FRA	LTU 2-4 JPN	AUS 8-7 <sup>EE</sup> HUN	USA 8-3 ENG	SCO 11-1 NOR	
Session 22	30 APR 12:00	HUN 4-8 JPN				CZE 5-6 GER	FIN 3-7 SWE
Session 24	30 APR 20:00	LTU 8-4 POL	IRL 8-2 ITA	CAN 10-1 SLO	NZL 1-10 SUI	DEN 3-9 AUS	
Quarter-finals	1 MAY 14:00		CAN 8-1 LTU	GER 7-2 SWE	SUI 3-5 SCO	USA 6-5 JPN	
Semi-finals	2 MAY 9:00			USA 2-12 SCO	CAN 1-4 GER		
Finals	2 MAY 14:00		SCO 10-1 GER			USA 1-8 CAN	

### Standings after Round Robin

Group A					Group B				
Rank	Team	Games	Wins	Losses	Rank	Team	Games	Wins	Losses
1	CAN - Canada	4	4	0 Q	1	SCO - Scotland	5	5	0 Q
2	SWE - Sweden	4	3	1 Q	2	USA - United States	5	4	1 Q
3	FIN - Finland	4	2	2	3	NOR - Norway	5	2	3 w1
4	PHI - Philippines	4	1	3	4	ENG - England	5	2	3 w0
5	SLO - Slovenia	4	0	4	5	FRA - France	5	1	4 w1
					6	KOR - Korea	5	1	4 w0
Group C					Group D				
Rank	Team	Games	Wins	Losses	Rank	Team	Games	Wins	Losses
1	JPN - Japan	5	5	0 Q	1	GER - Germany	5	5	0 Q
2	LTU - Lithuania	5	4	1 Q	2	SUI - Switzerland	5	4	1 Q
3	AUS - Australia	5	3	2	3	IRL - Ireland	5	3	2
4	POL - Poland	5	2	3	4	CZE - Czechia	5	2	3
5	HUN - Hungary	5	1	4	5	ITA - Italy	5	1	4
6	DEN - Denmark	5	0	5	6	NZL - New Zealand	5	0	5

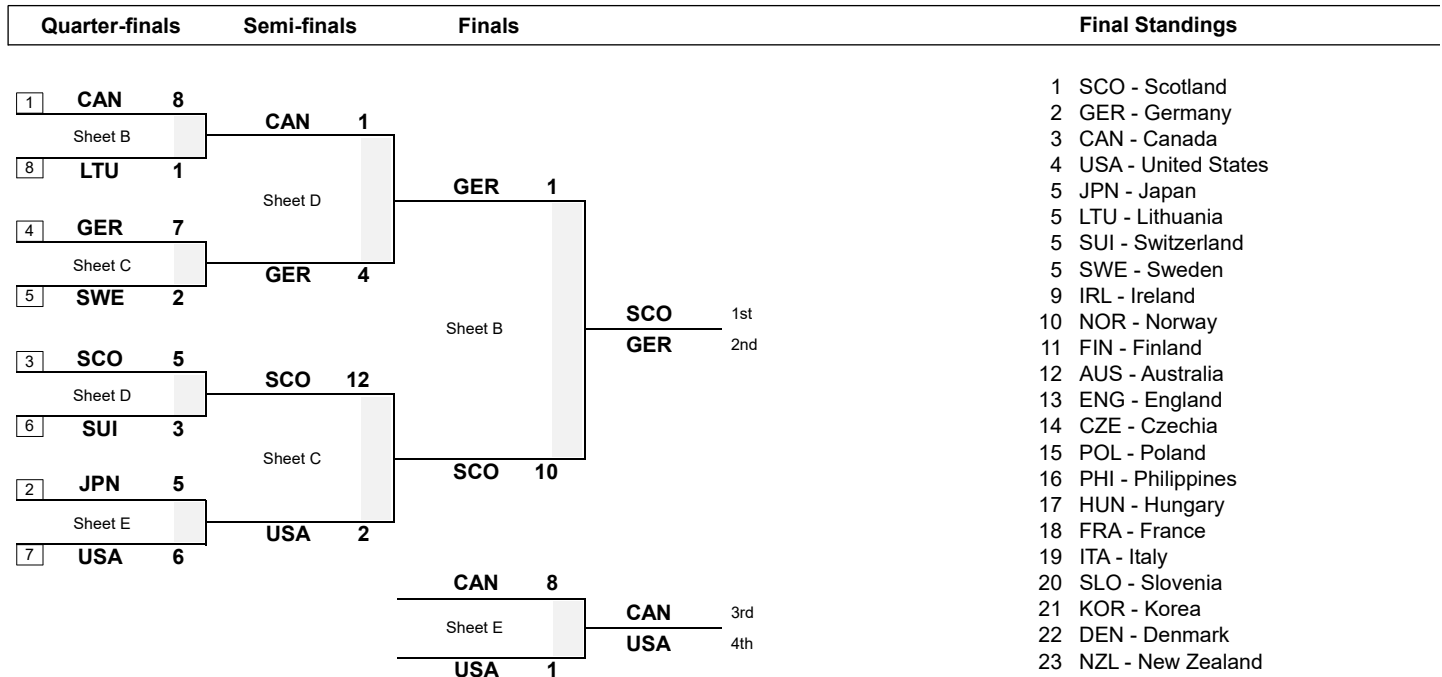


## Competition Summary

### Merged Group Standings

Rank	Team	Round Robin Results			Rank	Team	Round Robin Results		
		Group	Rank	DSC			Group	Rank	DSC
1	CAN - Canada	A	1	23.929cm	13	ENG - England	B	4	49.400cm
2	JPN - Japan	C	1	39.357cm	14	CZE - Czechia	D	4	89.300cm
3	SCO - Scotland	B	1	47.943cm	15	POL - Poland	C	4	91.929cm
4	GER - Germany	D	1	59.886cm	16	PHI - Philippines	A	4	102.900cm
5	SWE - Sweden	A	2	17.943cm	17	HUN - Hungary	C	5	76.557cm
6	SUI - Switzerland	D	2	57.743cm	18	FRA - France	B	5	99.714cm
7	USA - United States	B	2	85.071cm	19	ITA - Italy	D	5	137.457cm
8	LTU - Lithuania	C	2	89.429cm	20	SLO - Slovenia	A	5	156.000cm
9	IRL - Ireland	D	3	57.414cm	21	KOR - Korea	B	6	86.657cm
10	NOR - Norway	B	3	65.200cm	22	DEN - Denmark	C	6	123.057cm
11	FIN - Finland	A	3	75.114cm	23	NZL - New Zealand	D	6	130.071cm
12	AUS - Australia	C	3	125.771cm					

### Play-offs Bracket



**Legend:**

**EE** Extra End

**Q** Qualified for the play-offs

**wn** Number of wins (n) against tied teams



SAT 2 MAY 2026

Start Time 14:00

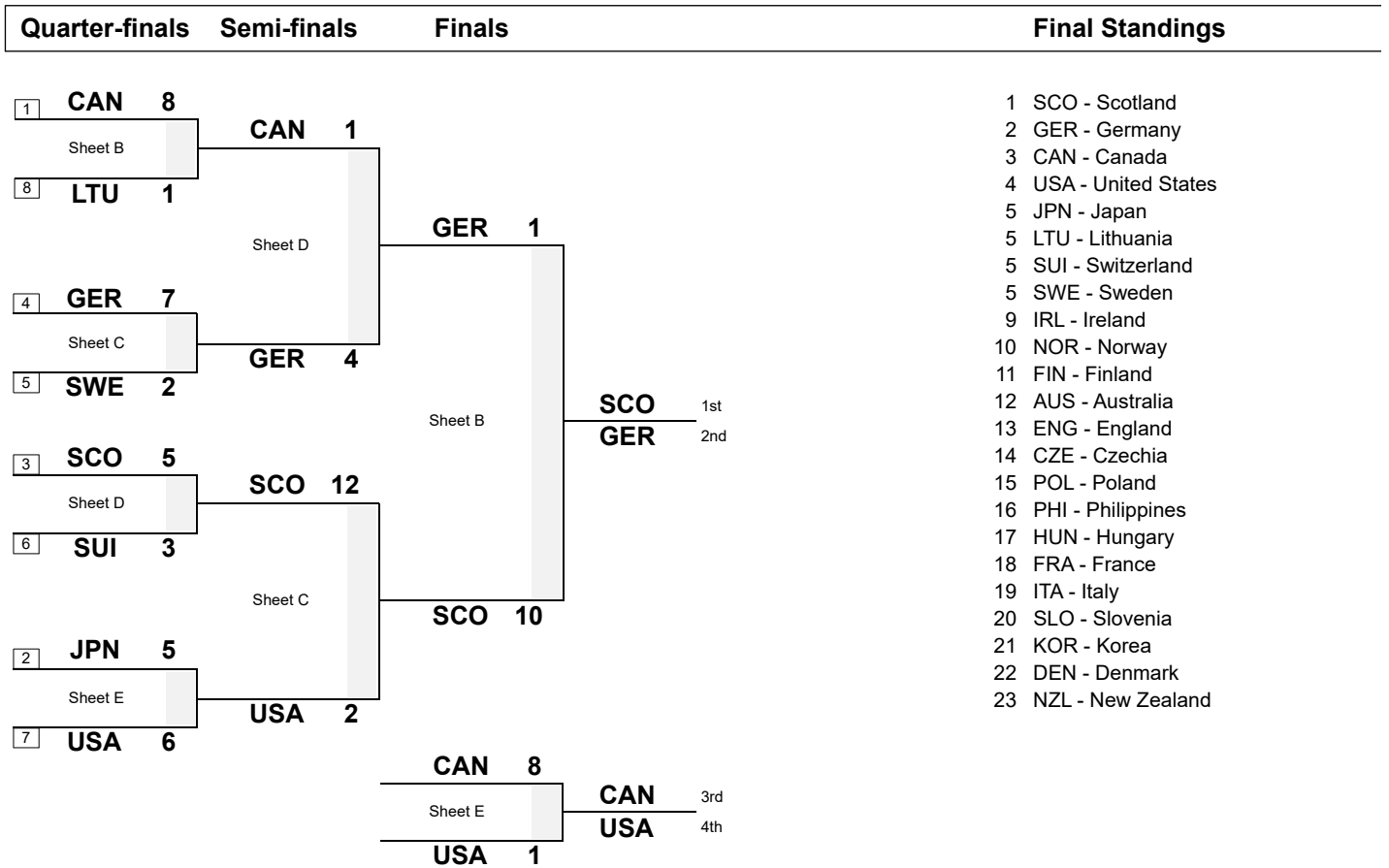
Finals



Session Results and Standings

Sheet	Team	LSD/LSFE	1	2	3	4	5	6	7	8	Extra Ends	Total
B	SCO - Scotland	26.5cm *	1	3	2	0	1	3	X	X		10
	GER - Germany	248.7cm	0	0	0	1	0	0	X	X		1
E	USA - United States		0	0	1	0	0	0	X	X		1
	CAN - Canada	*	1	3	0	0	3	1	X	X		8

Play-offs Bracket



**Legend:**  
**LSD** Last Stone Draw      **LSFE(\*)** Last Stone First End      **X** Unplayed/unfinished end due to concession





SAT 2 MAY 2026

Start Time 14:00

**Gold Medal Game**



**Game Results**

Sheet	Team	LSFE	1	2	3	4	5	6	7	8	Extra Ends	Total
<b>B</b>	SCO - Scotland	*	1	3	2	0	1	3	X	X		10
	GER - Germany		0	0	0	1	0	0	X	X		1

**SCO - Scotland**

4 S	LOCKHART Jackie
3 V	MILNE Mairi
2	MILNE Claire
1	LOUDON Katie
A	-

**GER - Germany**

4 S	BELKOFER-KROEHNERT Sabine
3	SCHWALLER Heike
2	KNOBLOCH Martina
1 V	HALLER Christina
A	REILLY Michaela

**Last Stone Draw**

	Distance
↻ LOUDON Katie	6.5cm
↻ LOCKHART Jackie	20.0cm
<b>Total</b>	<b>26.5cm</b>

**Last Stone Draw**

	Distance
↻ HALLER Christina	170.3cm
↻ BELKOFER-KROEHNERT Sabine	78.4cm
<b>Total</b>	<b>248.7cm</b>

**Note:**  
 Position and function for each team member:  
 4 = Fourth, 3 = Third, 2 = Second, 1 = Lead, A = Alternate, S = Skip, V = Vice-Skip

**Legend:**  
 ↻ Clockwise    ↻ Counter-clockwise    LSFE(\*) Last Stone First End  
 X Unplayed/unfinished end due to concession





SAT 2 MAY 2026

Start Time 14:00

Bronze Medal Game



### Game Results

Sheet	Team	LSFE	1	2	3	4	5	6	7	8	Extra Ends	Total
E	USA - United States		0	0	1	0	0	0	X	X		1
	CAN - Canada	*	1	3	0	0	3	1	X	X		8

USA - United States	
4	V O'LEARY Norma
3	S SMITH Margie
2	KINNEY Shelly
1	KOSAL Shelly
A	-

CAN - Canada	
4	S MIDDAUGH Sherry
3	V GRANT Karri-Lee
2	FOSTER Melissa
1	HOOPER PERROUD Jane
A	-

**Note:**  
 Position and function for each team member:  
 4 = Fourth, 3 = Third, 2 = Second, 1 = Lead, A = Alternate, S = Skip, V = Vice-Skip

**Legend:**  
 LSFE(\*) Last Stone First End                      X    Unplayed/unfinished end due to concession



### Scoring Analysis

Team	Games	LSFE	Stolen Ends	Last Stone Eff.	Force Eff.	Points Scored							Total	Plus / Minus
						0	1	2	3	4	>4			
SCO	For	7	22	53%	82%	1	20	7	8	2	2	76	+61	
	Against	1	2			0	11	2	0	0	0	15		
CAN	For	6	11	60%	91%	3	10	11	5	1	0	51	+35	
	Against	1	4			1	14	1	0	0	0	16		
SUI	For	1	15	43%	73%	0	12	8	3	1	1	47	+28	
	Against	5	4			2	11	4	0	0	0	19		
JPN	For	6	6	47%	73%	5	9	4	6	2	0	43	+24	
	Against	0	4			1	12	2	1	0	0	19		
GER	For	4	14	35%	67%	2	19	9	3	1	0	50	+17	
	Against	4	5			4	12	3	5	0	0	33		
IRL	For	4	6	53%	50%	1	6	6	6	1	0	40	+13	
	Against	1	4			0	7	7	2	0	0	27		
LTU	For	4	5	40%	64%	3	5	7	3	2	0	36	+9	
	Against	2	8			4	13	4	2	0	0	27		
SWE	For	4	4	24%	50%	1	10	4	1	0	2	32	+9	
	Against	1	4			2	10	5	1	0	0	23		
FIN	For	2	5	18%	70%	1	11	3	1	1	0	24	+7	
	Against	2	0			0	7	1	1	0	1	17		
AUS	For	2	6	38%	50%	3	9	6	2	0	0	27	+5	
	Against	3	2			4	8	4	2	0	0	22		
USA	For	3	9	30%	50%	0	13	5	7	1	0	48	+2	
	Against	5	10			2	14	5	6	1	0	46		
ENG	For	3	6	17%	58%	0	12	4	0	0	1	26	-3	
	Against	2	7			1	12	4	3	0	0	29		
POL	For	2	5	42%	62%	0	8	7	3	0	0	31	-4	
	Against	3	6			0	10	2	7	0	0	35		
CZE	For	3	5	32%	55%	1	7	5	2	0	1	28	-7	
	Against	2	9			0	10	6	3	1	0	35		
HUN	For	1	10	6%	15%	0	16	3	2	0	0	28	-9	
	Against	4	6			0	5	11	2	1	0	37		
NOR	For	2	7	26%	44%	0	7	2	4	2	0	31	-11	
	Against	3	11			0	9	4	4	2	1	42		
PHI	For	1	3	14%	40%	0	9	2	0	0	0	13	-14	
	Against	3	6			1	9	4	2	1	0	27		
KOR	For	1	6	12%	25%	1	13	2	1	1	0	24	-20	
	Against	4	6			0	7	2	6	1	2	44		
FRA	For	2	1	18%	75%	0	5	3	2	0	0	17	-24	
	Against	3	13			0	16	4	3	2	0	41		
ITA	For	2	2	15%	45%	0	8	1	1	0	1	19	-24	
	Against	3	11			0	10	8	2	0	2	43		



### Scoring Analysis

Team	Games	LSFE	Stolen Ends	Last Stone Eff.	Force Eff.	Points Scored						Total	Plus / Minus
						0	1	2	3	4	>4		
NZL	For	2	3	10%	20%	0	8	3	1	0	0	17	-30
	Against	3	11			0	8	5	5	2	1	47	
SLO	For	0	1	13%	44%	0	4	2	0	0	0	8	-31
	Against	4	10			0	6	10	1	1	1	39	
DEN	For	1	1	29%	29%	0	6	4	2	0	0	20	-33
	Against	4	10			0	6	10	5	3	0	53	
Total	63		153			22	227	108	63	15	8	736	

**Note:**

Stolen ends are the ends won without the last stone advantage.

Last Stone Efficiency: Scoring two or more points with last stone advantage.

Force Efficiency: Forcing the opponent team to score only one point when they have the last stone advantage.

**Legend:**

>4 More than four points scored

Eff. Efficiency

LSFE Last Stone First End



### Summary of Big Ends

Points Scored	By	Against	Session	End	Game Result
6	ENG - England	KOR - Korea	15	5	9 : 5
6	ITA - Italy	NZL - New Zealand	7	2	10 : 6
6	SUI - Switzerland	ITA - Italy	17	6	12 : 1
6	SWE - Sweden	SLO - Slovenia	12	6	13 : 2
5	SCO - Scotland	NOR - Norway	20	6	11 : 1
5	SCO - Scotland	KOR - Korea	10	5	13 : 1
5	CZE - Czechia	ITA - Italy	4	4	8 : 3
5	SWE - Sweden	FIN - Finland	22	6	7 : 3
4	JPN - Japan	HUN - Hungary	22	7	8 : 4
4	JPN - Japan	DEN - Denmark	10	1	11 : 2
4	LTU - Lithuania	DEN - Denmark	2	6	14 : 5
4	LTU - Lithuania	DEN - Denmark	2	5	14 : 5
4	NOR - Norway	KOR - Korea	13	7	7 : 10
4	NOR - Norway	FRA - France	3	2	11 : 5
4	SCO - Scotland	USA - United States	SF	6	12 : 2
4	SCO - Scotland	FRA - France	15	3	12 : 0
4	CAN - Canada	PHI - Philippines	2	1	10 : 1
4	FIN - Finland	SLO - Slovenia	4	2	10 : 1
4	GER - Germany	NZL - New Zealand	17	4	11 : 3
4	IRL - Ireland	CZE - Czechia	17	2	13 : 7
4	KOR - Korea	NOR - Norway	13	2	10 : 7
4	SUI - Switzerland	NZL - New Zealand	24	5	10 : 1
4	USA - United States	NOR - Norway	15	5	12 : 4

**Note:**  
Big ends are defined as ends with a score of four or more points.

**Legend:**  
SF Semi-final



SAT 2 MAY 2026

Start Time 9:00

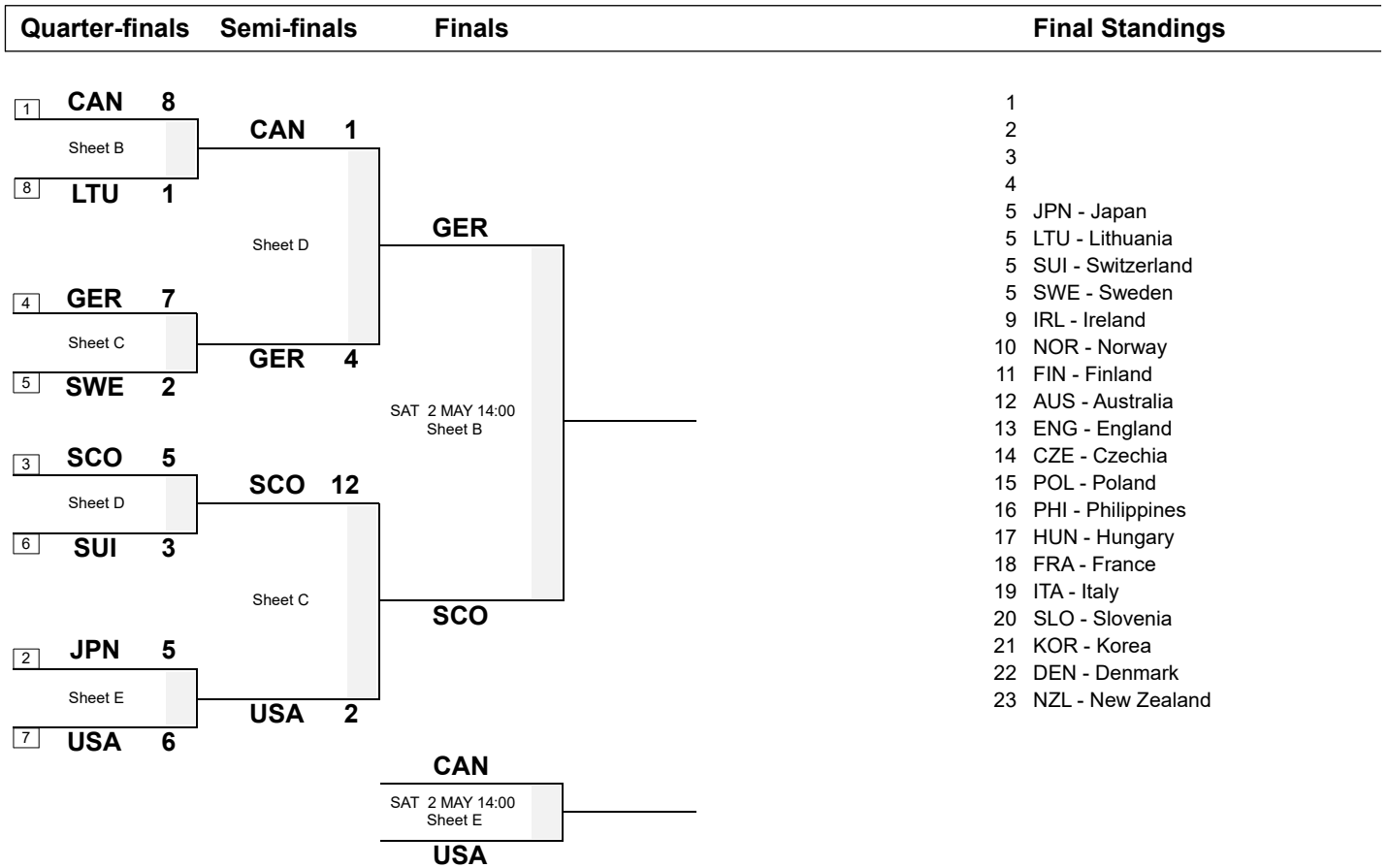
Semi-finals



Session Results and Standings

Sheet	Team	LSD/LSFE	1	2	3	4	5	6	7	8	Extra Ends	Total
C	USA - United States		0	0	2	0	0	0	X	X		2
	SCO - Scotland	*	1	3	0	2	2	4	X	X		12
D	CAN - Canada	32.4cm *	0	0	1	0	0	0	0	X		1
	GER - Germany	233.0cm	1	0	0	1	0	1	1	X		4

Play-offs Bracket



**Legend:**  
**LSD** Last Stone Draw      **LSFE(\*)** Last Stone First End      **X** Unplayed/unfinished end due to concession





SAT 2 MAY 2026

Start Time 9:00

Semi-final - Sheet C



### Game Results

Sheet	Team	LSFE	1	2	3	4	5	6	7	8	Extra Ends	Total
C	USA - United States		0	0	2	0	0	0	X	X		2
	SCO - Scotland	*	1	3	0	2	2	4	X	X		12

USA - United States	
4	V O'LEARY Norma
3	S SMITH Margie
2	KINNEY Shelly
1	KOSAL Shelly
A	-

SCO - Scotland	
4	S LOCKHART Jackie
3	V MILNE Mairi
2	MILNE Claire
1	LOUDON Katie
A	-

**Note:**

Position and function for each team member:

4 = Fourth, 3 = Third, 2 = Second, 1 = Lead, A = Alternate, S = Skip, V = Vice-Skip

**Legend:**

LSFE(\*) Last Stone First End

X Unplayed/unfinished end due to concession



SAT 2 MAY 2026

Start Time 9:00

Semi-final - Sheet D



**Game Results**

Sheet	Team	LSFE	1	2	3	4	5	6	7	8	Extra Ends	Total
<b>D</b>	CAN - Canada	*	0	0	1	0	0	0	0	X		1
	GER - Germany		1	0	0	1	0	1	1	X		4

<b>CAN - Canada</b>	
4 S	MIDDAUGH Sherry
3 V	GRANT Karri-Lee
2	FOSTER Melissa
1	HOOPER PERROUD Jane
A	-

<b>GER - Germany</b>	
4 S	BELKOFER-KROEHNERT Sabine
3	SCHWALLER Heike
2	REILLY Michaela
1 V	HALLER Christina
A	KNOBLOCH Martina

<b>Last Stone Draw</b>		Distance
↻	GRANT Karri-Lee	15.4cm
↻	MIDDAUGH Sherry	17.0cm
<b>Total</b>		<b>32.4cm</b>

<b>Last Stone Draw</b>		Distance
↻	SCHWALLER Heike	199.6cm
↻	BELKOFER-KROEHNERT Sabine	33.4cm
<b>Total</b>		<b>233.0cm</b>

**Note:**  
Position and function for each team member:  
4 = Fourth, 3 = Third, 2 = Second, 1 = Lead, A = Alternate, S = Skip, V = Vice-Skip

**Legend:**  
↻ Clockwise                                  ↻ Counter-clockwise                                  **LSFE(\*)** Last Stone First End  
X Unplayed/unfinished end due to concession



FRI 1 MAY 2026  
Start Time 14:00

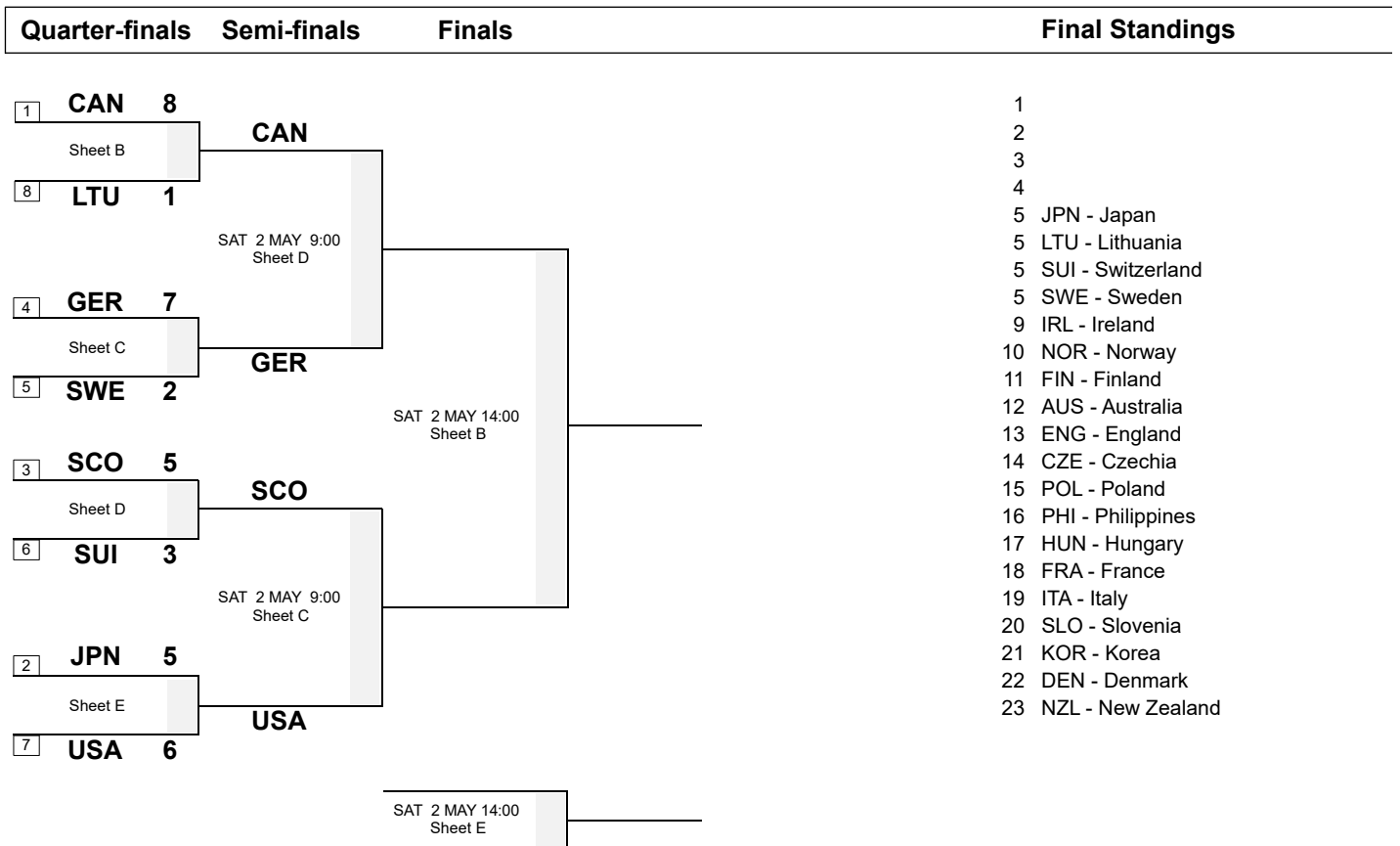
Quarter-finals



Session Results and Standings

Sheet	Team	LSFE	1	2	3	4	5	6	7	8	Extra Ends	Total
B	CAN - Canada	*	3	0	0	2	1	2	X	X		8
	LTU - Lithuania		0	0	1	0	0	0	X	X		1
C	GER - Germany	*	0	3	0	1	1	0	2	X		7
	SWE - Sweden		0	0	1	0	0	1	0	X		2
D	SUI - Switzerland		0	0	1	1	0	1	0	0		3
	SCO - Scotland	*	0	1	0	0	1	0	2	1		5
E	USA - United States		0	1	0	3	0	1	0	1		6
	JPN - Japan	*	0	0	3	0	1	0	1	0		5

Play-offs Bracket



Legend: LSFE(\*) Last Stone First End X Unplayed/unfinished end due to concession





FRI 1 MAY 2026

Start Time 14:00

Quarter-final - Sheet B



### Game Results

Sheet	Team	LSFE	1	2	3	4	5	6	7	8	Extra Ends	Total
B	CAN - Canada	*	3	0	0	2	1	2	X	X		8
	LTU - Lithuania		0	0	1	0	0	0	X	X		1

CAN - Canada	
4 S	MIDDAUGH Sherry
3 V	GRANT Karri-Lee
2	FOSTER Melissa
1	HOOPER PERROUD Jane
A	-

LTU - Lithuania	
4 V	JANULEVICIUTE Lina
3 S	VAICEKONYTE Asta
2	VALATKIENE Gaiva
1	JASAITIENE Rasa Veronika
A	SULINSKIENE Jolanta

**Note:**  
 Position and function for each team member:  
 4 = Fourth, 3 = Third, 2 = Second, 1 = Lead, A = Alternate, S = Skip, V = Vice-Skip

**Legend:**  
 LSFE(\*) Last Stone First End                      X    Unplayed/unfinished end due to concession



FRI 1 MAY 2026  
Start Time 14:00

Quarter-final - Sheet C



### Game Results

Sheet	Team	LSFE	1	2	3	4	5	6	7	8	Extra Ends	Total
C	GER - Germany	*	0	3	0	1	1	0	2	X		7
	SWE - Sweden		0	0	1	0	0	1	0	X		2

GER - Germany	
4 S	BELKOFER-KROEHNERT Sabine
3	SCHWALLER Heike
2	REILLY Michaela
1 V	HALLER Christina
A	KNOBLOCH Martina

SWE - Sweden	
4 S	NORBERG Anette
3 V	LINDAHL Cathrine
2	BERGMAN Ulrika
1	LE MOINE Anna
A	-

**Note:**  
Position and function for each team member:  
4 = Fourth, 3 = Third, 2 = Second, 1 = Lead, A = Alternate, S = Skip, V = Vice-Skip

**Legend:**  
LSFE(\*) Last Stone First End                      X    Unplayed/unfinished end due to concession



FRI 1 MAY 2026  
Start Time 14:00

Quarter-final - Sheet D



### Game Results

Sheet	Team	LSFE	1	2	3	4	5	6	7	8	Extra Ends	Total
D	SUI - Switzerland		0	0	1	1	0	1	0	0		3
	SCO - Scotland	*	0	1	0	0	1	0	2	1		5

SUI - Switzerland	
4 S	STRAUSAK Nicole
3	DURTSCHI Karin
2	LUETHI Karin
1 V	BORN Sandra
A	-

SCO - Scotland	
4 S	LOCKHART Jackie
3 V	MILNE Mairi
2	MILNE Claire
1	LOUDON Katie
A	-

**Note:**  
Position and function for each team member:  
4 = Fourth, 3 = Third, 2 = Second, 1 = Lead, A = Alternate, S = Skip, V = Vice-Skip

**Legend:**  
LSFE(\*) Last Stone First End



FRI 1 MAY 2026  
Start Time 14:00

Quarter-final - Sheet E



### Game Results

Sheet	Team	LSFE	1	2	3	4	5	6	7	8	Extra Ends	Total
E	USA - United States		0	1	0	3	0	1	0	1		6
	JPN - Japan	*	0	0	3	0	1	0	1	0		5

USA - United States	
4 V	O'LEARY Norma
3 S	SMITH Margie
2	KINNEY Shelly
1	KOSAL Shelly
A	-

JPN - Japan	
4 S	TAKIMOTO Yuka
3 V	YOSHIMURA Miyako
2	TAKIZAWA Hiromi
1	HORIUCHI Tamami
A	UEHARA Makiko

**Note:**  
Position and function for each team member:  
4 = Fourth, 3 = Third, 2 = Second, 1 = Lead, A = Alternate, S = Skip, V = Vice-Skip

**Legend:**  
LSFE(\*) Last Stone First End



### Competition Matrix

#### Group A

Team	CAN	FIN	PHI	SLO	SWE
CAN		7 - 4	10 - 1	10 - 1	7 - 4
FIN	4 - 7		7 - 2	10 - 1	3 - 7
PHI	1 - 10	2 - 7		6 - 4	4 - 6
SLO	1 - 10	1 - 10	4 - 6		2 - 13
SWE	4 - 7	7 - 3	6 - 4	13 - 2	

#### Standings after Round Robin

Rank	Team	Games	Wins	Losses	
1	CAN - Canada	4	4	0	Q
2	SWE - Sweden	4	3	1	Q
3	FIN - Finland	4	2	2	
4	PHI - Philippines	4	1	3	
5	SLO - Slovenia	4	0	4	

#### Group B

Team	ENG	FRA	KOR	NOR	SCO	USA
ENG		6 - 2	9 - 5	4 - 8	4 - 6	3 - 8
FRA	2 - 6		7 - 4	5 - 11	0 - 12	3 - 8
KOR	5 - 9	4 - 7		10 - 7	1 - 13	4 - 8
NOR	8 - 4	11 - 5	7 - 10		1 - 11	4 - 12
SCO	6 - 4	12 - 0	13 - 1	11 - 1		7 - 3
USA	8 - 3	8 - 3	8 - 4	12 - 4	3 - 7	

#### Standings after Round Robin

Rank	Team	Games	Wins	Losses	
1	SCO - Scotland	5	5	0	Q
2	USA - United States	5	4	1	Q
3	NOR - Norway	5	2	3	w1
4	ENG - England	5	2	3	w0
5	FRA - France	5	1	4	w1
6	KOR - Korea	5	1	4	w0

## Competition Matrix

### Group C

Team	AUS	DEN	HUN	JPN	LTU	POL
AUS		9 - 3	8 - 7	2 - 5	2 - 3	6 - 4
DEN	3 - 9		5 - 7	2 - 11	5 - 14	5 - 12
HUN	7 - 8	7 - 5		4 - 8	4 - 8	6 - 8
JPN	5 - 2	11 - 2	8 - 4		4 - 2	10 - 3
LTU	3 - 2	14 - 5	8 - 4	2 - 4		8 - 4
POL	4 - 6	12 - 5	8 - 6	3 - 10	4 - 8	

### Standings after Round Robin

Rank	Team	Games	Wins	Losses	
1	JPN - Japan	5	5	0	Q
2	LTU - Lithuania	5	4	1	Q
3	AUS - Australia	5	3	2	
4	POL - Poland	5	2	3	
5	HUN - Hungary	5	1	4	
6	DEN - Denmark	5	0	5	

### Group D

Team	CZE	GER	IRL	ITA	NZL	SUI
CZE		5 - 6	7 - 13	8 - 3	7 - 3	1 - 10
GER	6 - 5		6 - 5	9 - 3	11 - 3	6 - 4
IRL	13 - 7	5 - 6		8 - 2	9 - 4	5 - 8
ITA	3 - 8	3 - 9	2 - 8		10 - 6	1 - 12
NZL	3 - 7	3 - 11	4 - 9	6 - 10		1 - 10
SUI	10 - 1	4 - 6	8 - 5	12 - 1	10 - 1	

### Standings after Round Robin

Rank	Team	Games	Wins	Losses	
1	GER - Germany	5	5	0	Q
2	SUI - Switzerland	5	4	1	Q
3	IRL - Ireland	5	3	2	
4	CZE - Czechia	5	2	3	
5	ITA - Italy	5	1	4	
6	NZL - New Zealand	5	0	5	

#### Legend:

Q Qualified for the play-offs

wn Number of wins (n) against tied teams



### Draw Shot Challenge by Group

Group A		Stone Rotation	Last Stone Draw in each Round Robin Game				DSC
Rank	Team		1	2	3	4	
1	SWE - Sweden	↻	<del>75.0</del>	21.8	13.0	2.6	17.943cm
		↻	5.2	23.1	20.6	39.3	
2	CAN - Canada	↻	20.7	20.3	16.5	3.0	23.929cm
		↻	<del>134.4</del>	7.5	48.7	50.8	
3	FIN - Finland	↻	34.5	33.1	73.6	50.1	75.114cm
		↻	<del>199.6</del>	134.6	143.1	56.8	
4	PHI - Philippines	↻	<del>199.6</del>	56.7	44.3	85.9	102.900cm
		↻	199.6	85.3	199.6	48.9	
5	SLO - Slovenia	↻	<del>199.6</del>	111.4	153.3	199.6	156.000cm
		↻	199.6	92.0	136.5	199.6	

Group B		Stone Rotation	Last Stone Draw in each Round Robin Game					DSC
Rank	Team		1	2	3	4	5	
1	SCO - Scotland	↻	25.1	56.4	127.5	14.2	<del>68.5</del>	47.943cm
		↻	<del>199.6</del>	60.0	42.1	10.3	<del>27.6</del>	
2	ENG - England	↻	<del>118.7</del>	37.4	25.9	66.6	<del>92.1</del>	49.400cm
		↻	77.1	9.8	82.3	46.7	<del>66.9</del>	
3	NOR - Norway	↻	67.5	102.6	50.1	<del>186.0</del>	<del>199.6</del>	65.200cm
		↻	66.3	96.2	49.4	24.3	<del>31.1</del>	
4	USA - United States	↻	<del>199.6</del>	143.6	24.2	12.5	<del>24.4</del>	85.071cm
		↻	7.9	83.5	124.2	199.6	<del>46.5</del>	
5	KOR - Korea	↻	143.0	<del>146.0</del>	85.4	51.8	<del>140.6</del>	86.657cm
		↻	104.8	107.3	82.4	31.9	<del>199.6</del>	
6	FRA - France	↻	118.0	171.9	11.2	90.5	<del>15.4</del>	99.714cm
		↻	56.3	126.9	<del>199.6</del>	123.2	<del>56.0</del>	

Group C		Stone Rotation	Last Stone Draw in each Round Robin Game					DSC
Rank	Team		1	2	3	4	5	
1	JPN - Japan	↻	59.0	35.6	11.5	46.9	<del>9.1</del>	39.357cm
		↻	36.0	67.1	19.4	<del>188.3</del>	<del>34.0</del>	
2	HUN - Hungary	↻	64.9	22.8	156.2	45.3	<del>28.8</del>	76.557cm
		↻	72.6	144.2	29.9	<del>158.7</del>	<del>155.7</del>	
3	LTU - Lithuania	↻	66.1	31.5	<del>199.6</del>	114.3	<del>28.0</del>	89.429cm
		↻	47.5	69.4	97.6	199.6	<del>46.0</del>	
4	POL - Poland	↻	166.9	<del>199.6</del>	6.3	80.6	<del>137.8</del>	91.929cm
		↻	98.1	29.7	62.3	199.6	<del>87.8</del>	
5	DEN - Denmark	↻	104.2	154.3	92.8	199.6	<del>161.7</del>	123.057cm
		↻	<del>199.6</del>	34.7	76.2	199.6	<del>69.5</del>	
6	AUS - Australia	↻	158.5	19.1	118.0	137.5	<del>108.4</del>	125.771cm
		↻	140.1	107.6	<del>199.6</del>	199.6	<del>6.8</del>	



### Draw Shot Challenge by Group

Group D		Stone Rotation	Last Stone Draw in each Round Robin Game					DSC
Rank	Team		1	2	3	4	5	
1	IRL - Ireland	↻	45.7	30.1	<del>199.6</del>	69.5	<del>54.5</del>	<b>57.414cm</b>
		↻	104.1	27.9	19.8	104.8	<del>69.3</del>	
2	SUI - Switzerland	↻	24.6	11.8	54.5	<del>181.1</del>	<del>17.8</del>	<b>57.743cm</b>
		↻	155.1	66.5	26.8	64.9	<del>199.6</del>	
3	GER - Germany	↻	42.4	104.6	<del>199.6</del>	21.8	<del>42.3</del>	<b>59.886cm</b>
		↻	97.8	9.0	108.2	35.4	<del>36.6</del>	
4	CZE - Czechia	↻	43.6	20.7	130.9	192.1	<del>51.3</del>	<b>89.300cm</b>
		↻	<del>199.6</del>	19.8	18.4	199.6	<del>53.4</del>	
5	NZL - New Zealand	↻	144.5	52.4	181.1	69.9	<del>62.7</del>	<b>130.071cm</b>
		↻	<del>199.6</del>	103.9	159.1	199.6	<del>37.9</del>	
6	ITA - Italy	↻	139.5	103.5	98.0	37.8	<del>155.5</del>	<b>137.457cm</b>
		↻	<del>199.6</del>	199.6	184.2	199.6	<del>19.6</del>	

**Note:**

The Draw Shot Challenge (DSC) is the average distance of all the individual Last Stone Draws (LSD), which were delivered by a team during the round robin. Since the groups are of differing sizes, to ensure the DSC is calculated the same way, only the LSDs from the first 'equal number' of games will be used. The single least favourable result will be eliminated before calculating the average distance. The team with the lesser DSC receives the higher ranking. If the DSCs are equal then the team with the best non-equal counting LSD receives the higher ranking. In the case where all counting LSDs are equal, the team ranked higher in the official World Curling World Ranking is ranked higher.

**Legend:**

↻ Clockwise

↻ Counter-clockwise

**DSC** Draw Shot Challenge

~~nnn.n~~ Eliminated Last Stone Draw



### Scoring Analysis

Team	Games	LSFE	Stolen Ends	Last Stone Eff.	Force Eff.	Points Scored							Total	Plus / Minus
						0	1	2	3	4	>4			
SCO	For	4	15	73%	86%	0	14	3	5	1	2	49	+40	
	Against	1	1			0	7	1	0	0	9			
SUI	For	1	14	55%	75%	0	9	8	3	1	1	44	+30	
	Against	4	3			1	8	3	0	0	14			
JPN	For	5	6	53%	75%	4	7	4	5	2	0	38	+25	
	Against	0	3			1	9	2	0	0	13			
CAN	For	3	7	75%	88%	0	6	9	2	1	0	34	+24	
	Against	1	1			0	8	1	0	0	10			
GER	For	3	10	40%	50%	1	12	8	2	1	0	38	+18	
	Against	2	2			2	7	2	3	0	20			
USA	For	3	8	35%	44%	0	9	4	6	1	0	39	+18	
	Against	2	5			0	9	3	2	0	21			
LTU	For	4	5	47%	78%	2	4	7	3	2	0	35	+16	
	Against	1	6			4	12	2	1	0	19			
SWE	For	4	4	29%	56%	1	8	4	1	0	2	30	+14	
	Against	0	3			1	8	4	0	0	16			
IRL	For	4	6	53%	50%	1	6	6	6	1	0	40	+13	
	Against	1	4			0	7	7	2	0	27			
FIN	For	2	5	18%	70%	1	11	3	1	1	0	24	+7	
	Against	2	0			0	7	1	1	0	17			
AUS	For	2	6	38%	50%	3	9	6	2	0	0	27	+5	
	Against	3	2			4	8	4	2	0	22			
ENG	For	3	6	17%	58%	0	12	4	0	0	1	26	-3	
	Against	2	7			1	12	4	3	0	29			
POL	For	2	5	42%	62%	0	8	7	3	0	0	31	-4	
	Against	3	6			0	10	2	7	0	35			
CZE	For	3	5	32%	55%	1	7	5	2	0	1	28	-7	
	Against	2	9			0	10	6	3	1	35			
HUN	For	1	10	6%	15%	0	16	3	2	0	0	28	-9	
	Against	4	6			0	5	11	2	1	37			
NOR	For	2	7	26%	44%	0	7	2	4	2	0	31	-11	
	Against	3	11			0	9	4	4	2	42			
PHI	For	1	3	14%	40%	0	9	2	0	0	0	13	-14	
	Against	3	6			1	9	4	2	1	27			
KOR	For	1	6	12%	25%	1	13	2	1	1	0	24	-20	
	Against	4	6			0	7	2	6	1	44			
FRA	For	2	1	18%	75%	0	5	3	2	0	0	17	-24	
	Against	3	13			0	16	4	3	2	41			
ITA	For	2	2	15%	45%	0	8	1	1	0	1	19	-24	
	Against	3	11			0	10	8	2	0	43			



### Scoring Analysis

Team	Games	LSFE	Stolen Ends	Last Stone Eff.	Force Eff.	Points Scored						Total	Plus / Minus
						0	1	2	3	4	>4		
NZL	For	2	3	10%	20%	0	8	3	1	0	0	17	-30
	Against	3	11			0	8	5	5	2	1	47	
SLO	For	0	1	13%	44%	0	4	2	0	0	0	8	-31
	Against	4	10			0	6	10	1	1	1	39	
DEN	For	1	1	29%	29%	0	6	4	2	0	0	20	-33
	Against	4	10			0	6	10	5	3	0	53	
Total	55		136			15	198	100	54	14	8	660	

**Note:**

Stolen ends are the ends won without the last stone advantage.

Last Stone Efficiency: Scoring two or more points with last stone advantage.

Force Efficiency: Forcing the opponent team to score only one point when they have the last stone advantage.

**Legend:**

>4 More than four points scored

Eff. Efficiency

LSFE Last Stone First End



### Summary of Big Ends

Points Scored	By	Against	Session	End	Game Result
6	ENG - England	KOR - Korea	15	5	9 : 5
6	ITA - Italy	NZL - New Zealand	7	2	10 : 6
6	SUI - Switzerland	ITA - Italy	17	6	12 : 1
6	SWE - Sweden	SLO - Slovenia	12	6	13 : 2
5	SCO - Scotland	NOR - Norway	20	6	11 : 1
5	SCO - Scotland	KOR - Korea	10	5	13 : 1
5	CZE - Czechia	ITA - Italy	4	4	8 : 3
5	SWE - Sweden	FIN - Finland	22	6	7 : 3
4	JPN - Japan	HUN - Hungary	22	7	8 : 4
4	JPN - Japan	DEN - Denmark	10	1	11 : 2
4	LTU - Lithuania	DEN - Denmark	2	6	14 : 5
4	LTU - Lithuania	DEN - Denmark	2	5	14 : 5
4	NOR - Norway	KOR - Korea	13	7	7 : 10
4	NOR - Norway	FRA - France	3	2	11 : 5
4	CAN - Canada	PHI - Philippines	2	1	10 : 1
4	FIN - Finland	SLO - Slovenia	4	2	10 : 1
4	GER - Germany	NZL - New Zealand	17	4	11 : 3
4	IRL - Ireland	CZE - Czechia	17	2	13 : 7
4	KOR - Korea	NOR - Norway	13	2	10 : 7
4	SCO - Scotland	FRA - France	15	3	12 : 0
4	SUI - Switzerland	NZL - New Zealand	24	5	10 : 1
4	USA - United States	NOR - Norway	15	5	12 : 4

**Note:**  
Big ends are defined as ends with a score of four or more points.



THU 30 APR 2026

Start Time 20:00

Round Robin Session 24



### Session Results and Standings

Sheet	Team	LSD/LSFE	1	2	3	4	5	6	7	8	Extra Ends	Total
A	LTU - Lithuania	74.0cm *	3	0	3	0	0	2	0	X		8
	POL - Poland	225.6cm	0	1	0	1	1	0	1	X		4
B	IRL - Ireland	123.8cm *	2	0	3	1	2	0	X	X		8
	ITA - Italy	175.1cm	0	1	0	0	0	1	X	X		2
C	CAN - Canada	53.8cm *	2	2	2	2	0	2	X	X		10
	SLO - Slovenia	399.2cm	0	0	0	0	1	0	X	X		1
D	NZL - New Zealand	100.6cm *	0	0	1	0	0	0	X	X		1
	SUI - Switzerland	217.4cm	1	1	0	3	4	1	X	X		10
E	DEN - Denmark	231.2cm	0	0	2	0	0	1	0	X		3
	AUS - Australia	115.2cm *	1	2	0	2	2	0	2	X		9

### Standings after Round Robin

Group A					Group B				
Rank	Team	Games	Wins	Losses	Rank	Team	Games	Wins	Losses
1	CAN - Canada	4	4	0 Q	1	SCO - Scotland	5	5	0 Q
2	SWE - Sweden	4	3	1 Q	2	USA - United States	5	4	1 Q
3	FIN - Finland	4	2	2	3	NOR - Norway	5	2	3 w1
4	PHI - Philippines	4	1	3	4	ENG - England	5	2	3 w0
5	SLO - Slovenia	4	0	4	5	FRA - France	5	1	4 w1
					6	KOR - Korea	5	1	4 w0
Group C					Group D				
Rank	Team	Games	Wins	Losses	Rank	Team	Games	Wins	Losses
1	JPN - Japan	5	5	0 Q	1	GER - Germany	5	5	0 Q
2	LTU - Lithuania	5	4	1 Q	2	SUI - Switzerland	5	4	1 Q
3	AUS - Australia	5	3	2	3	IRL - Ireland	5	3	2
4	POL - Poland	5	2	3	4	CZE - Czechia	5	2	3
5	HUN - Hungary	5	1	4	5	ITA - Italy	5	1	4
6	DEN - Denmark	5	0	5	6	NZL - New Zealand	5	0	5

<b>Legend:</b>	<b>LSD</b> Last Stone Draw	<b>LSFE(*)</b> Last Stone First End	<b>Q</b> Qualified for the play-offs
	<b>wn</b> Number of wins (n) against tied teams	<b>X</b> Unplayed/unfinished end due to concession	



THU 30 APR 2026

Start Time 20:00

Round Robin Session 24

Group C - Sheet A

**WORLD  
CURLING****Game Results**

Sheet	Team	LSFE	1	2	3	4	5	6	7	8	Extra Ends	Total
A	LTU - Lithuania	*	3	0	3	0	0	2	0	X		8
	POL - Poland		0	1	0	1	1	0	1	X		4

**LTU - Lithuania**

4 V JANULEVICIUTE Lina  
3 S VAICEKONYTE Asta  
2 JASAITIENE Rasa Veronika  
1 SULINSKIENE Jolanta  
A VALATKIENE Gaiva

**POL - Poland**

4 S ERDMAN Joanna  
3 V PIETRUSZKA Monika  
2 SZCZEPANIK Beata  
1 BLOMBERG Joanna  
A DOBISZEWSKA Magdalena

**Last Stone Draw**

☺ JANULEVICIUTE Lina  
☺ VAICEKONYTE Asta

## Distance

28.0cm  
46.0cm

**Total****74.0cm****Last Stone Draw**

☺ DOBISZEWSKA Magdalena  
☺ BLOMBERG Joanna

## Distance

137.8cm  
87.8cm

**Total****225.6cm**

DOBISZEWSKA M replaced BLOMBERG J at the beginning of End 3

**Note:**

Position and function for each team member:

4 = Fourth, 3 = Third, 2 = Second, 1 = Lead, A = Alternate, S = Skip, V = Vice-Skip

**Legend:**

☺ Clockwise

☹ Counter-clockwise

**LSFE(\*)** Last Stone First End

X Unplayed/unfinished end due to concession



THU 30 APR 2026

Start Time 20:00

Round Robin Session 24

Group D - Sheet B

WORLD  
CURLING

## Game Results

Sheet	Team	LSFE	1	2	3	4	5	6	7	8	Extra Ends	Total
B	IRL - Ireland	*	2	0	3	1	2	0	X	X		8
	ITA - Italy		0	1	0	0	0	1	X	X		2

IRL - Ireland	
4 S	SINCLAIR Dale
3 V	GILLETT Bernie
2	CLANCY Nina
1	KERR Louise
A	-

ITA - Italy	
4 S	MACCHIATI Lucilla
3 V	DURANDO Cristina
2	FAURE ROLLAND Daniela
1	SACCA Valeria
A	PISTOLOZZI Barbara

## Last Stone Draw

↻	GILLETT Bernie	Distance	54.5cm
↻	SINCLAIR Dale	Distance	69.3cm

**Total** **123.8cm**

## Last Stone Draw

↻	MACCHIATI Lucilla	Distance	155.5cm
↻	PISTOLOZZI Barbara	Distance	19.6cm

**Total** **175.1cm**

## Note:

Position and function for each team member:

4 = Fourth, 3 = Third, 2 = Second, 1 = Lead, A = Alternate, S = Skip, V = Vice-Skip

## Legend:

↻ Clockwise      ↻ Counter-clockwise

X Unplayed/unfinished end due to concession

LSFE(\*) Last Stone First End



THU 30 APR 2026

Start Time 20:00

Round Robin Session 24

Group A - Sheet C



### Game Results

Sheet	Team	LSFE	1	2	3	4	5	6	7	8	Extra Ends	Total
C	CAN - Canada	*	2	2	2	2	0	2	X	X		10
	SLO - Slovenia		0	0	0	0	1	0	X	X		1

CAN - Canada	
4 S	MIDDAUGH Sherry
3 V	GRANT Karri-Lee
2	FOSTER Melissa
1	HOOPER PERROUD Jane
A	-

SLO - Slovenia	
4 V	SEVER Eva
3 S	OMERZEL Alenka
2	KONOBELJ Helena
1	SLAMNIK Nina
A	SINIGOJ Brigita

Last Stone Draw		Distance
↻	FOSTER Melissa	3.0cm
↻	MIDDAUGH Sherry	50.8cm
<b>Total</b>		<b>53.8cm</b>

Last Stone Draw		Distance
↻	SLAMNIK Nina	199.6cm
↻	SEVER Eva	199.6cm
<b>Total</b>		<b>399.2cm</b>

**Note:**  
Position and function for each team member:  
4 = Fourth, 3 = Third, 2 = Second, 1 = Lead, A = Alternate, S = Skip, V = Vice-Skip

**Legend:**

↻ Clockwise                                  ↻ Counter-clockwise                                  **LSFE(\*)** Last Stone First End

X Unplayed/unfinished end due to concession





THU 30 APR 2026

Start Time 20:00

Round Robin Session 24

Group D - Sheet D

**WORLD  
CURLING**

### Game Results

Sheet	Team	LSFE	1	2	3	4	5	6	7	8	Extra Ends	Total
D	NZL - New Zealand	*	0	0	1	0	0	0	X	X		1
	SUI - Switzerland		1	1	0	3	4	1	X	X		10

NZL - New Zealand	
4 S	MATTHEWS Elizabeth
3 V	THOMAS Sandra
2	FARRA Pauline
1	ANDERSON Merran
A	OLSZEWSKI Joanna

SUI - Switzerland	
4 S	STRAUSAK Nicole
3	DURTSCHI Karin
2	LUETHI Karin
1 V	BORN Sandra
A	-

Last Stone Draw		Distance
↻	FARRA Pauline	62.7cm
↻	THOMAS Sandra	37.9cm
<b>Total</b>		<b>100.6cm</b>

Last Stone Draw		Distance
↻	BORN Sandra	17.8cm
↻	STRAUSAK Nicole	199.6cm
<b>Total</b>		<b>217.4cm</b>

**Note:**

Position and function for each team member:

4 = Fourth, 3 = Third, 2 = Second, 1 = Lead, A = Alternate, S = Skip, V = Vice-Skip

**Legend:**

↻ Clockwise

↻ Counter-clockwise

LSFE(\*) Last Stone First End

X Unplayed/unfinished end due to concession



THU 30 APR 2026  
Start Time 20:00

Round Robin Session 24  
Group C - Sheet E



Game Results

Sheet	Team	LSFE	1	2	3	4	5	6	7	8	Extra Ends	Total
E	DEN - Denmark		0	0	2	0	0	1	0	X		3
	AUS - Australia	*	1	2	0	2	2	0	2	X		9

**DEN - Denmark**

4 S	SCHACK Kamilla
3 V	JENSEN Rikke
2	SCHURAD Wikie
1	HENNINGSEN Linette
A	QVIST Trine

**AUS - Australia**

4 S	WILLIAMS Helen
3 V	HEWITT Lynn
2	IRVINE Kim
1	SWAN Carolyn
A	-

**Last Stone Draw**

	Distance
↻ HENNINGSEN Linette	161.7cm
↻ SCHURAD Wikie	69.5cm
<b>Total</b>	<b>231.2cm</b>

**Last Stone Draw**

	Distance
↻ WILLIAMS Helen	108.4cm
↻ SWAN Carolyn	6.8cm
<b>Total</b>	<b>115.2cm</b>

**Note:**  
Position and function for each team member:  
4 = Fourth, 3 = Third, 2 = Second, 1 = Lead, A = Alternate, S = Skip, V = Vice-Skip

**Legend:**  
↻ Clockwise                                  ↻ Counter-clockwise                                  LSFE(\*) Last Stone First End  
X Unplayed/unfinished end due to concession





THU 30 APR 2026

Start Time 12:00

Round Robin Session 22



### Session Results and Standings

Sheet	Team	LSD/LSFE	1	2	3	4	5	6	7	8	Extra Ends	Total
A	HUN - Hungary	184.5cm	0	1	1	0	1	1	0	X		4
	JPN - Japan	43.1cm *	2	0	0	2	0	0	4	X		8
E	CZE - Czechia	104.7cm	0	3	0	0	0	1	1	0		5
	GER - Germany	78.9cm *	2	0	1	1	0	0	0	2		6
F	FIN - Finland	106.9cm	0	0	1	0	1	0	1	X		3
	SWE - Sweden	41.9cm *	1	0	0	1	0	5	0	X		7

### Current Standings

Group A					Group B				
Rank	Team	Games	Wins	Losses	Rank	Team	Games	Wins	Losses
1	CAN - Canada	3	3	0 Q	1	SCO - Scotland	5	5	0 Q
2	SWE - Sweden	4	3	1 Q	2	USA - United States	5	4	1 Q
3	FIN - Finland	4	2	2	3	NOR - Norway	5	2	3 w1
4	PHI - Philippines	4	1	3	4	ENG - England	5	2	3 w0
5	SLO - Slovenia	3	0	3	5	FRA - France	5	1	4 w1
					6	KOR - Korea	5	1	4 w0

Group C					Group D				
Rank	Team	Games	Wins	Losses	Rank	Team	Games	Wins	Losses
1	JPN - Japan	5	5	0 Q	1	GER - Germany	5	5	0 Q
2	LTU - Lithuania	4	3	1	2	SUI - Switzerland	4	3	1 Q
3	AUS - Australia	4	2	2	3	IRL - Ireland	4	2	2
3	POL - Poland	4	2	2	4	CZE - Czechia	5	2	3
5	HUN - Hungary	5	1	4	5	ITA - Italy	4	1	3
6	DEN - Denmark	4	0	4	6	NZL - New Zealand	4	0	4

**Note:**  
Under World Curling rules, tie-breaking rules for standings are not applied until after the last game of the round robin.

**Legend:**  
**LSD** Last Stone Draw                      **LSFE(\*)** Last Stone First End                      **Q** Qualified for the play-offs  
**wn** Number of wins (n) against tied teams                      **X** Unplayed/unfinished end due to concession



## ACE & Company World Senior Curling Championships 2026

Curling Club Trois-Chêne, Geneva, Switzerland

Women



THU 30 APR 2026  
Start Time 12:00

Round Robin Session 22  
Group C - Sheet A

WORLD  
CURLING

### Game Results

Sheet	Team	LSFE	1	2	3	4	5	6	7	8	Extra Ends	Total
A	HUN - Hungary		0	1	1	0	1	1	0	X		4
	JPN - Japan	*	2	0	0	2	0	0	4	X		8

#### HUN - Hungary

4 V PINTER Zsuzsanna  
3 KISS Gyulane  
2 S SZARVAS Monika  
1 SZABON Marta  
A -

#### JPN - Japan

4 S TAKIMOTO Yuka  
3 V YOSHIMURA Miyako  
2 TAKIZAWA Hiromi  
1 HORIUCHI Tamami  
A UEHARA Makiko

#### Last Stone Draw

☺ SZARVAS Monika  
☺ PINTER Zsuzsanna

Distance

28.8cm  
155.7cm

**Total**

**184.5cm**

#### Last Stone Draw

☺ TAKIZAWA Hiromi  
☺ TAKIMOTO Yuka

Distance

9.1cm  
34.0cm

**Total**

**43.1cm**

#### Note:

Position and function for each team member:

4 = Fourth, 3 = Third, 2 = Second, 1 = Lead, A = Alternate, S = Skip, V = Vice-Skip

#### Legend:

☺ Clockwise

☹ Counter-clockwise

LSFE(\*) Last Stone First End

X Unplayed/unfinished end due to concession



THU 30 APR 2026

Start Time 12:00

Round Robin Session 22

Group D - Sheet E



### Game Results

Sheet	Team	LSFE	1	2	3	4	5	6	7	8	Extra Ends	Total
E	CZE - Czechia		0	3	0	0	0	1	1	0		5
	GER - Germany	*	2	0	1	1	0	0	0	2		6

CZE - Czechia	
4 S	BERANKOVA Jana
3 V	LOSTAKOVA Tereza
2	SIKYROVA Vlasta
1	POLIVKOVA Irena
A	-

GER - Germany	
4 S	BELKOFER-KROEHNERT Sabine
3	SCHWALLER Heike
2	KNOBLOCH Martina
1 V	HALLER Christina
A	REILLY Michaela

Last Stone Draw		Distance
↻	BERANKOVA Jana	51.3cm
↻	LOSTAKOVA Tereza	53.4cm
<b>Total</b>		<b>104.7cm</b>

Last Stone Draw		Distance
↻	KNOBLOCH Martina	42.3cm
↻	BELKOFER-KROEHNERT Sabine	36.6cm
<b>Total</b>		<b>78.9cm</b>

**Note:**  
 Position and function for each team member:  
**4** = Fourth, **3** = Third, **2** = Second, **1** = Lead, **A** = Alternate, **S** = Skip, **V** = Vice-Skip

**Legend:**  
 ↻ Clockwise                      ↻ Counter-clockwise                      **LSFE(\*)** Last Stone First End



THU 30 APR 2026

Start Time 12:00

Round Robin Session 22

Group A - Sheet F

WORLD  
CURLING

## Game Results

Sheet	Team	LSFE	1	2	3	4	5	6	7	8	Extra Ends	Total
F	FIN - Finland		0	0	1	0	1	0	1	X		3
	SWE - Sweden	*	1	0	0	1	0	5	0	X		7

FIN - Finland	
4 V	LINDSTROEM Janina
3 S	WICKSTROEM Mari
2	VIRTAALA Elina
1	LOUHIVUORI Riikka
A	-

SWE - Sweden	
4 S	NORBERG Anette
3 V	LINDAHL Cathrine
2	BERGMAN Ulrika
1	LE MOINE Anna
A	-

## Last Stone Draw

↻	VIRTAALA Elina	Distance	50.1cm
↻	WICKSTROEM Mari	Distance	56.8cm

**Total** **106.9cm**

## Last Stone Draw

↻	LINDAHL Cathrine	Distance	2.6cm
↻	NORBERG Anette	Distance	39.3cm

**Total** **41.9cm**

## Note:

Position and function for each team member:

4 = Fourth, 3 = Third, 2 = Second, 1 = Lead, A = Alternate, S = Skip, V = Vice-Skip

## Legend:

↻ Clockwise      ↻ Counter-clockwise

LSFE(\*) Last Stone First End

X Unplayed/unfinished end due to concession



WED 29 APR 2026

Start Time 20:00

Round Robin Session 20



### Session Results and Standings

Sheet	Team	LSD/LSFE	1	2	3	4	5	6	7	8	Extra	Ends	Total
A	KOR - Korea	340.2cm	0	1	0	1	0	1	0	1			4
	FRA - France	71.4cm *	1	0	1	0	2	0	3	0			7
B	LTU - Lithuania	313.9cm	0	0	0	2	0	0	0	X			2
	JPN - Japan	235.2cm *	0	1	1	0	0	1	1	X			4
C	AUS - Australia	337.1cm	0	2	0	3	0	2	0	0	1		8
	HUN - Hungary	204.0cm *	1	0	1	0	1	0	3	1	0		7
D	USA - United States	70.9cm *	1	0	1	2	0	3	1	X			8
	ENG - England	159.0cm	0	1	0	0	2	0	0	X			3
E	SCO - Scotland	96.1cm *	3	1	1	1	0	5	X	X			11
	NOR - Norway	230.7cm	0	0	0	0	1	0	X	X			1

### Current Standings

Group A					Group B				
Rank	Team	Games	Wins	Losses	Rank	Team	Games	Wins	Losses
1	CAN - Canada	3	3	0 Q	1	SCO - Scotland	5	5	0 Q
2	FIN - Finland	3	2	1	2	USA - United States	5	4	1 Q
2	SWE - Sweden	3	2	1	3	NOR - Norway	5	2	3 w1
4	PHI - Philippines	4	1	3	4	ENG - England	5	2	3 w0
5	SLO - Slovenia	3	0	3	5	FRA - France	5	1	4 w1
					6	KOR - Korea	5	1	4 w0

Group C					Group D				
Rank	Team	Games	Wins	Losses	Rank	Team	Games	Wins	Losses
1	JPN - Japan	4	4	0 Q	1	GER - Germany	4	4	0 Q
2	LTU - Lithuania	4	3	1	2	SUI - Switzerland	4	3	1 Q
3	AUS - Australia	4	2	2	3	CZE - Czechia	4	2	2
3	POL - Poland	4	2	2	3	IRL - Ireland	4	2	2
5	HUN - Hungary	4	1	3	5	ITA - Italy	4	1	3
6	DEN - Denmark	4	0	4	6	NZL - New Zealand	4	0	4

**Note:**  
Under World Curling rules, tie-breaking rules for standings are not applied until after the last game of the round robin.

**Legend:**  
**LSD** Last Stone Draw      **LSFE(\*)** Last Stone First End      **Q** Qualified for the play-offs  
**wn** Number of wins (n) against tied teams      **X** Unplayed/unfinished end due to concession



WED 29 APR 2026

Start Time 20:00

Round Robin Session 20

Group B - Sheet A



Game Results

Sheet	Team	LSFE	1	2	3	4	5	6	7	8	Extra Ends	Total
A	KOR - Korea		0	1	0	1	0	1	0	1		4
	FRA - France	*	1	0	1	0	2	0	3	0		7

KOR - Korea	
4 S	KIM Jaeil
3 V	JEON Nam Hui
2	SHIN Soyoung
1	KIM Eun Jung
A	RITTERLING Soojin Kim

FRA - France	
4 S	GERBAULET Francoise
3 V	LOBE THERIAS Cheryl
2	TALICHET Stephanie
1	BOULLEY DUPARC Roselyne
A	-

Last Stone Draw		Distance
↻	JEON Nam Hui	140.6cm
↻	KIM Jaeil	199.6cm
<b>Total</b>		<b>340.2cm</b>

Last Stone Draw		Distance
↻	TALICHET Stephanie	15.4cm
↻	BOULLEY DUPARC Roselyne	56.0cm
<b>Total</b>		<b>71.4cm</b>

**Note:**  
 Position and function for each team member:  
**4** = Fourth, **3** = Third, **2** = Second, **1** = Lead, **A** = Alternate, **S** = Skip, **V** = Vice-Skip

**Legend:**  
 ↻ Clockwise      ↻ Counter-clockwise      **LSFE(\*)** Last Stone First End



WED 29 APR 2026  
Start Time 20:00

Round Robin Session 20  
Group C - Sheet B **WORLD CURLING**

### Game Results

Sheet	Team	LSFE	1	2	3	4	5	6	7	8	Extra Ends	Total
<b>B</b>	LTU - Lithuania		0	0	0	2	0	0	0	X		2
	JPN - Japan	*	0	1	1	0	0	1	1	X		4

LTU - Lithuania	
4 V	JANULEVICIUTE Lina
3 S	VAICEKONYTE Asta
2	VALATKIENE Gaiva
1	JASAITIENE Rasa Veronika
A	SULINSKIENE Jolanta

JPN - Japan	
4 S	TAKIMOTO Yuka
3 V	YOSHIMURA Miyako
2	TAKIZAWA Hiromi
1	HORIUCHI Tamami
A	UEHARA Makiko

Last Stone Draw		Distance
↻	VALATKIENE Gaiva	114.3cm
↻	JANULEVICIUTE Lina	199.6cm
<b>Total</b>		<b>313.9cm</b>

Last Stone Draw		Distance
↻	TAKIMOTO Yuka	46.9cm
↻	TAKIZAWA Hiromi	188.3cm
<b>Total</b>		<b>235.2cm</b>

**Note:**  
Position and function for each team member:  
4 = Fourth, 3 = Third, 2 = Second, 1 = Lead, A = Alternate, S = Skip, V = Vice-Skip

**Legend:**  
↻ Clockwise                                      ↻ Counter-clockwise                                      **LSFE(\*)** Last Stone First End  
X Unplayed/unfinished end due to concession



WED 29 APR 2026  
Start Time 20:00

**Round Robin Session 20**  
**Group C - Sheet C**



**Game Results**

Sheet	Team	LSFE	1	2	3	4	5	6	7	8	Extra	Ends	Total
C	AUS - Australia		0	2	0	3	0	2	0	0	1		8
	HUN - Hungary	*	1	0	1	0	1	0	3	1	0		7

AUS - Australia	
4 S	WILLIAMS Helen
3 V	HEWITT Lynn
2	IRVINE Kim
1	SWAN Carolyn
A	-

HUN - Hungary	
4 V	PINTER Zsuzsanna
3	KISS Gyulane
2 S	SZARVAS Monika
1	SZABON Marta
A	-

Last Stone Draw		Distance
↻	HEWITT Lynn	137.5cm
↺	IRVINE Kim	199.6cm
<b>Total</b>		<b>337.1cm</b>

Last Stone Draw		Distance
↻	KISS Gyulane	45.3cm
↺	SZABON Marta	158.7cm
<b>Total</b>		<b>204.0cm</b>

**Note:**  
Position and function for each team member:  
4 = Fourth, 3 = Third, 2 = Second, 1 = Lead, A = Alternate, S = Skip, V = Vice-Skip

**Legend:**  
↻ Clockwise      ↺ Counter-clockwise      LSFE(\*) Last Stone First End





WED 29 APR 2026

Start Time 20:00

**Round Robin Session 20**

**Group B - Sheet D**

**WORLD CURLING**

### Game Results

Sheet	Team	LSFE	1	2	3	4	5	6	7	8	Extra Ends	Total
D	USA - United States	*	1	0	1	2	0	3	1	X		8
	ENG - England		0	1	0	0	2	0	0	X		3

USA - United States	
4	V O'LEARY Norma
3	S SMITH Margie
2	KINNEY Shelly
1	KOSAL Shelly
A	-

ENG - England	
4	S MADONIA Colleen
3	V MACFARLANE Sheilagh
2	WILCOX Angela
1	WILSON Janine
A	-

Last Stone Draw		Distance
↻	O'LEARY Norma	24.4cm
↻	KOSAL Shelly	46.5cm
<b>Total</b>		<b>70.9cm</b>

Last Stone Draw		Distance
↻	MACFARLANE Sheilagh	92.1cm
↻	MADONIA Colleen	66.9cm
<b>Total</b>		<b>159.0cm</b>

**Note:**  
Position and function for each team member:  
**4** = Fourth, **3** = Third, **2** = Second, **1** = Lead, **A** = Alternate, **S** = Skip, **V** = Vice-Skip

**Legend:**  
 ↻ Clockwise    ↻ Counter-clockwise    **LSFE(\*)** Last Stone First End  
**X** Unplayed/unfinished end due to concession









WED 29 APR 2026

Start Time 12:00

Round Robin Session 18

Group A - Sheet A



Game Results

Sheet	Team	LSFE	1	2	3	4	5	6	7	8	Extra Ends	Total
A	SWE - Sweden	*	1	0	1	0	1	1	0	0		4
	CAN - Canada		0	2	0	2	0	0	2	1		7

SWE - Sweden	
4 S	NORBERG Anette
3 V	LINDAHL Cathrine
2	BERGMAN Ulrika
1	LE MOINE Anna
A	-

CAN - Canada	
4 S	MIDDAUGH Sherry
3 V	GRANT Karri-Lee
2	FOSTER Melissa
1	HOOPER PERROUD Jane
A	-

Last Stone Draw

Distance

Last Stone Draw

Distance

- ↻ NORBERG Anette
- ↻ LINDAHL Cathrine

- 13.0cm
- 20.6cm

- ↻ MIDDAUGH Sherry
- ↻ FOSTER Melissa

- 16.5cm
- 48.7cm

Total

33.6cm

Total

65.2cm

Note:

Position and function for each team member:

4 = Fourth, 3 = Third, 2 = Second, 1 = Lead, A = Alternate, S = Skip, V = Vice-Skip

Legend:

↻ Clockwise

↻ Counter-clockwise

LSFE(\*) Last Stone First End



WED 29 APR 2026

Start Time 12:00

Round Robin Session 18

Group A - Sheet E



### Game Results

Sheet	Team	LSFE	1	2	3	4	5	6	7	8	Extra Ends	Total
E	PHI - Philippines	*	2	0	2	0	0	1	1	X		6
	SLO - Slovenia		0	1	0	2	1	0	0	X		4

PHI - Philippines	
4 S	MARIANO Sheila
3 V	DANGARAN Kirsten
2	McALISTER Cindy
1	BREWER Bernie
A	-

SLO - Slovenia	
4 V	SEVER Eva
3 S	OMERZEL Alenka
2	KONOBELJ Helena
1	SLAMNIK Nina
A	SINIGOJ Brigita

Last Stone Draw		Distance
↻	McALISTER Cindy	85.9cm
↻	DANGARAN Kirsten	48.9cm
<b>Total</b>		<b>134.8cm</b>

Last Stone Draw		Distance
↻	KONOBELJ Helena	153.3cm
↻	OMERZEL Alenka	136.5cm
<b>Total</b>		<b>289.8cm</b>

**Note:**  
 Position and function for each team member:  
**4** = Fourth, **3** = Third, **2** = Second, **1** = Lead, **A** = Alternate, **S** = Skip, **V** = Vice-Skip

**Legend:**  
 ↻ Clockwise                      ↻ Counter-clockwise                      **LSFE(\*)** Last Stone First End  
**X** Unplayed/unfinished end due to concession



WED 29 APR 2026

Start Time 12:00

Round Robin Session 18

Group B - Sheet F



### Game Results

Sheet	Team	LSFE	1	2	3	4	5	6	7	8	Extra Ends	Total
F	USA - United States		1	0	0	0	1	0	1	X		3
	SCO - Scotland	*	0	2	1	1	0	3	0	X		7

USA - United States	
4 V	O'LEARY Norma
3 S	SMITH Margie
2	KINNEY Shelly
1	KOSAL Shelly
A	-

SCO - Scotland	
4 S	LOCKHART Jackie
3 V	MILNE Mairi
2	MILNE Claire
1	LOUDON Katie
A	-

Last Stone Draw		Distance	Last Stone Draw		Distance
↻	SMITH Margie	12.5cm	↻	MILNE Mairi	14.2cm
↻	KINNEY Shelly	199.6cm	↻	MILNE Claire	10.3cm
<b>Total</b>		<b>212.1cm</b>	<b>Total</b>		<b>24.5cm</b>

**Note:**  
 Position and function for each team member:  
 4 = Fourth, 3 = Third, 2 = Second, 1 = Lead, A = Alternate, S = Skip, V = Vice-Skip

**Legend:**  
 ↻ Clockwise                                    ↻ Counter-clockwise                                    **LSFE(\*)** Last Stone First End  
 X Unplayed/unfinished end due to concession



Session Results and Standings

Sheet	Team	LSD/LSFE	1	2	3	4	5	6	7	8	Extra Ends	Total
B	POL - Poland	280.2cm *	2	0	2	0	2	3	0	3		12
	DEN - Denmark	399.2cm	0	1	0	3	0	0	1	0		5
C	GER - Germany	57.2cm *	3	2	1	4	0	1	X	X		11
	NZL - New Zealand	269.5cm	0	0	0	0	3	0	X	X		3
D	CZE - Czechia	391.7cm	2	0	0	2	0	3	0	0		7
	IRL - Ireland	174.3cm *	0	4	3	0	1	0	2	3		13
F	ITA - Italy	237.4cm *	0	0	0	0	1	0	X	X		1
	SUI - Switzerland	246.0cm	2	1	2	1	0	6	X	X		12

Current Standings

Group A					Group B				
Rank	Team	Games	Wins	Losses	Rank	Team	Games	Wins	Losses
1	CAN - Canada	2	2	0	1	SCO - Scotland	3	3	0
1	SWE - Sweden	2	2	0	1	USA - United States	3	3	0
3	FIN - Finland	3	2	1	3	ENG - England	4	2	2
4	SLO - Slovenia	2	0	2	3	NOR - Norway	4	2	2
5	PHI - Philippines	3	0	3	5	KOR - Korea	4	1	3
					6	FRA - France	4	0	4
Group C					Group D				
Rank	Team	Games	Wins	Losses	Rank	Team	Games	Wins	Losses
1	JPN - Japan	3	3	0	1	GER - Germany	4	4	0 Q
1	LTU - Lithuania	3	3	0	2	SUI - Switzerland	4	3	1 Q
3	POL - Poland	4	2	2	3	CZE - Czechia	4	2	2
4	AUS - Australia	3	1	2	3	IRL - Ireland	4	2	2
4	HUN - Hungary	3	1	2	5	ITA - Italy	4	1	3
6	DEN - Denmark	4	0	4	6	NZL - New Zealand	4	0	4

**Note:** Under World Curling rules, tie-breaking rules for standings are not applied until after the last game of the round robin.

**Legend:**  
**LSD** Last Stone Draw      **LSFE(\*)** Last Stone First End      **Q** Qualified for the play-offs  
**X** Unplayed/unfinished end due to concession



WED 29 APR 2026

Start Time 8:00

Round Robin Session 17

Group C - Sheet B



### Game Results

Sheet	Team	LSFE	1	2	3	4	5	6	7	8	Extra Ends	Total
B	POL - Poland	*	2	0	2	0	2	3	0	3		12
	DEN - Denmark		0	1	0	3	0	0	1	0		5

POL - Poland	
4 S	ERDMAN Joanna
3 V	PIETRUSZKA Monika
2	SZCZEPANIK Beata
1	DOBISZEWSKA Magdalena
A	BLOMBERG Joanna

DEN - Denmark	
4 S	SCHACK Kamilla
3 V	JENSEN Rikke
2	SCHURAD Wikie
1	HENNINGSEN Linette
A	QVIST Trine

Last Stone Draw		Distance
↻	PIETRUSZKA Monika	80.6cm
↻	SZCZEPANIK Beata	199.6cm
<b>Total</b>		<b>280.2cm</b>

Last Stone Draw		Distance
↻	SCHURAD Wikie	199.6cm
↻	JENSEN Rikke	199.6cm
<b>Total</b>		<b>399.2cm</b>

**Note:**  
 Position and function for each team member:  
**4** = Fourth, **3** = Third, **2** = Second, **1** = Lead, **A** = Alternate, **S** = Skip, **V** = Vice-Skip

**Legend:**  
 ↻ Clockwise      ↻ Counter-clockwise      **LSFE(\*)** Last Stone First End



WED 29 APR 2026

Start Time 8:00

Round Robin Session 17

Group D - Sheet C



Game Results

Sheet	Team	LSFE	1	2	3	4	5	6	7	8	Extra Ends	Total
C	GER - Germany	*	3	2	1	4	0	1	X	X		11
	NZL - New Zealand		0	0	0	0	3	0	X	X		3

GER - Germany	
4 S	BELKOFER-KROEHNERT Sabine
3	SCHWALLER Heike
2	KNOBLOCH Martina
1 V	HALLER Christina
A	REILLY Michaela

NZL - New Zealand	
4 S	OLSZEWSKI Joanna
3 V	MATTHEWS Elizabeth
2	FARRA Pauline
1	ANDERSON Merran
A	THOMAS Sandra

Last Stone Draw		Distance
↻	SCHWALLER Heike	21.8cm
↻	HALLER Christina	35.4cm
<b>Total</b>		<b>57.2cm</b>

Last Stone Draw		Distance
↻	OLSZEWSKI Joanna	69.9cm
↻	ANDERSON Merran	199.6cm
<b>Total</b>		<b>269.5cm</b>

**Note:**  
 Position and function for each team member:  
 4 = Fourth, 3 = Third, 2 = Second, 1 = Lead, A = Alternate, S = Skip, V = Vice-Skip

**Legend:**  
 ↻ Clockwise      ↻ Counter-clockwise      LSFE(\*) Last Stone First End  
 X Unplayed/unfinished end due to concession



WED 29 APR 2026

Start Time 8:00

Round Robin Session 17

Group D - Sheet D

WORLD CURLING

Game Results

Sheet	Team	LSFE	1	2	3	4	5	6	7	8	Extra Ends	Total
D	CZE - Czechia		2	0	0	2	0	3	0	0		7
	IRL - Ireland	*	0	4	3	0	1	0	2	3		13

CZE - Czechia	
4 S	BERANKOVA Jana
3 V	LOSTAKOVA Tereza
2	SIKYROVA Vlasta
1	POLIVKOVA Irena
A	-

IRL - Ireland	
4 S	SINCLAIR Dale
3 V	GILLETT Bernie
2	CLANCY Nina
1	KERR Louise
A	-

Last Stone Draw		Distance
↻	POLIVKOVA Irena	192.1cm
↻	SIKYROVA Vlasta	199.6cm
<b>Total</b>		<b>391.7cm</b>

Last Stone Draw		Distance
↻	KERR Louise	69.5cm
↻	CLANCY Nina	104.8cm
<b>Total</b>		<b>174.3cm</b>

**Note:**  
 Position and function for each team member:  
**4** = Fourth, **3** = Third, **2** = Second, **1** = Lead, **A** = Alternate, **S** = Skip, **V** = Vice-Skip

**Legend:**  
 ↻ Clockwise      ↻ Counter-clockwise      **LSFE(\*)** Last Stone First End



WED 29 APR 2026  
Start Time 8:00

Round Robin Session 17  
Group D - Sheet F **WORLD CURLING**

Game Results

Sheet	Team	LSFE	1	2	3	4	5	6	7	8	Extra Ends	Total
F	ITA - Italy	*	0	0	0	0	1	0	X	X		1
	SUI - Switzerland		2	1	2	1	0	6	X	X		12

**ITA - Italy**

4 S	MACCHIATI Lucilla
3 V	DURANDO Cristina
2	FAURE ROLLAND Daniela
1	PISTOLOZZI Barbara
A	SACCA Valeria

**SUI - Switzerland**

4 S	STRAUSAK Nicole
3	DURTSCHI Karin
2	LUETHI Karin
1 V	BORN Sandra
A	-

**Last Stone Draw**

	Distance
⌚ FAURE ROLLAND Daniela	37.8cm
⌚ DURANDO Cristina	199.6cm
<b>Total</b>	<b>237.4cm</b>

**Last Stone Draw**

	Distance
⌚ LUETHI Karin	181.1cm
⌚ DURTSCHI Karin	64.9cm
<b>Total</b>	<b>246.0cm</b>

SACCA V replaced PISTOLOZZI B at the beginning of End 5

**Note:**  
Position and function for each team member:  
4 = Fourth, 3 = Third, 2 = Second, 1 = Lead, A = Alternate, S = Skip, V = Vice-Skip

**Legend:**  
 ⌚ Clockwise                              ⌚ Counter-clockwise                              **LSFE(\*)** Last Stone First End  
**X** Unplayed/unfinished end due to concession



TUE 28 APR 2026

Start Time 16:00

Round Robin Session 15



### Session Results and Standings

Sheet	Team	LSD/LSFE	1	2	3	4	5	6	7	8	Extra Ends	Total
B	NOR - Norway	210.3cm	0	0	3	1	0	0	X	X		4
	USA - United States	148.4cm *	2	3	0	0	4	3	X	X		12
C	JPN - Japan	30.9cm *	1	2	0	3	0	1	3	X		10
	POL - Poland	68.6cm	0	0	1	0	2	0	0	X		3
D	FRA - France	213.7cm	0	0	0	0	0	0	X	X		0
	SCO - Scotland	169.6cm *	3	2	4	1	1	1	X	X		12
E	KOR - Korea	83.7cm *	2	0	0	0	0	0	3	X		5
	ENG - England	113.3cm	0	1	1	1	6	0	0	X		9
F	DEN - Denmark	169.0cm *	2	0	0	0	0	2	1	0		5
	HUN - Hungary	186.1cm	0	1	1	2	2	0	0	1		7

### Current Standings

Group A					Group B				
Rank	Team	Games	Wins	Losses	Rank	Team	Games	Wins	Losses
1	CAN - Canada	2	2	0	1	SCO - Scotland	3	3	0
1	SWE - Sweden	2	2	0	1	USA - United States	3	3	0
3	FIN - Finland	3	2	1	3	ENG - England	4	2	2
4	SLO - Slovenia	2	0	2	3	NOR - Norway	4	2	2
5	PHI - Philippines	3	0	3	5	KOR - Korea	4	1	3
					6	FRA - France	4	0	4
Group C					Group D				
Rank	Team	Games	Wins	Losses	Rank	Team	Games	Wins	Losses
1	JPN - Japan	3	3	0	1	GER - Germany	3	3	0
1	LTU - Lithuania	3	3	0	2	CZE - Czechia	3	2	1
3	AUS - Australia	3	1	2	2	SUI - Switzerland	3	2	1
3	HUN - Hungary	3	1	2	4	IRL - Ireland	3	1	2
3	POL - Poland	3	1	2	4	ITA - Italy	3	1	2
6	DEN - Denmark	3	0	3	6	NZL - New Zealand	3	0	3

**Note:**  
Under World Curling rules, tie-breaking rules for standings are not applied until after the last game of the round robin.

**Legend:**  
**LSD** Last Stone Draw                                **LSFE(\*)** Last Stone First End                                **X** Unplayed/unfinished end due to concession



TUE 28 APR 2026

Start Time 16:00

Round Robin Session 15

Group B - Sheet B

**WORLD  
CURLING**

### Game Results

Sheet	Team	LSFE	1	2	3	4	5	6	7	8	Extra Ends	Total
B	NOR - Norway		0	0	3	1	0	0	X	X		4
	USA - United States	*	2	3	0	0	4	3	X	X		12

NOR - Norway	
4 S	PETTERSEN Anniken
3 V	INGVALDSEN Elin
2	RUDEN Beate
1	BRENNAN Grethe
A	-

USA - United States	
4 V	O'LEARY Norma
3 S	SMITH Margie
2	KINNEY Shelly
1	KOSAL Shelly
A	-

Last Stone Draw		Distance	Last Stone Draw		Distance
↻	INGVALDSEN Elin	186.0cm	↻	O'LEARY Norma	24.2cm
↻	RUDEN Beate	24.3cm	↻	KOSAL Shelly	124.2cm
<b>Total</b>		<b>210.3cm</b>	<b>Total</b>		<b>148.4cm</b>

**Note:**  
Position and function for each team member:  
4 = Fourth, 3 = Third, 2 = Second, 1 = Lead, A = Alternate, S = Skip, V = Vice-Skip

**Legend:**  
↻ Clockwise      ↻ Counter-clockwise      **LSFE(\*)** Last Stone First End  
X Unplayed/unfinished end due to concession



TUE 28 APR 2026

Start Time 16:00

Round Robin Session 15

Group C - Sheet C

**WORLD  
CURLING**

**Game Results**

Sheet	Team	LSFE	1	2	3	4	5	6	7	8	Extra Ends	Total
C	JPN - Japan	*	1	2	0	3	0	1	3	X		10
	POL - Poland		0	0	1	0	2	0	0	X		3

JPN - Japan	
4 S	TAKIMOTO Yuka
3 V	YOSHIMURA Miyako
2	TAKIZAWA Hiromi
1	HORIUCHI Tamami
A	UEHARA Makiko

POL - Poland	
4 S	ERDMAN Joanna
3 V	PIETRUSZKA Monika
2	SZCZEPANIK Beata
1	BLOMBERG Joanna
A	DOBISZEWSKA Magdalena

Last Stone Draw		Distance
⌚	YOSHIMURA Miyako	11.5cm
⌚	HORIUCHI Tamami	19.4cm
<b>Total</b>		<b>30.9cm</b>

Last Stone Draw		Distance
⌚	BLOMBERG Joanna	6.3cm
⌚	ERDMAN Joanna	62.3cm
<b>Total</b>		<b>68.6cm</b>

**Note:**  
Position and function for each team member:  
4 = Fourth, 3 = Third, 2 = Second, 1 = Lead, A = Alternate, S = Skip, V = Vice-Skip

**Legend:**  
⌚ Clockwise                                      ⌚ Counter-clockwise                                      LSFE(\*) Last Stone First End  
X Unplayed/unfinished end due to concession



TUE 28 APR 2026

Start Time 16:00

Round Robin Session 15

Group B - Sheet D



Game Results

Sheet	Team	LSFE	1	2	3	4	5	6	7	8	Extra Ends	Total
D	FRA - France		0	0	0	0	0	0	X	X		0
	SCO - Scotland	*	3	2	4	1	1	1	X	X		12

FRA - France	
4 S	GERBAULET Francoise
3 V	LOBE THERIAS Cheryl
2	TALICHET Stephanie
1	BOULLEY DUPARC Roselyne
A	-

SCO - Scotland	
4 S	LOCKHART Jackie
3 V	MILNE Mairi
2	MILNE Claire
1	LOUDON Katie
A	-

Last Stone Draw		Distance
↻	BOULLEY DUPARC Roselyne	90.5cm
↻	GERBAULET Francoise	123.2cm
<b>Total</b>		<b>213.7cm</b>

Last Stone Draw		Distance
↻	LOCKHART Jackie	127.5cm
↻	LOUDON Katie	42.1cm
<b>Total</b>		<b>169.6cm</b>

**Note:**  
 Position and function for each team member:  
 4 = Fourth, 3 = Third, 2 = Second, 1 = Lead, A = Alternate, S = Skip, V = Vice-Skip

**Legend:**  
 ↻ Clockwise    ↻ Counter-clockwise    LSFE(\*) Last Stone First End  
 X Unplayed/unfinished end due to concession





TUE 28 APR 2026  
Start Time 16:00

**Round Robin Session 15**  
**Group B - Sheet E**



## Game Results

Sheet	Team	LSFE	1	2	3	4	5	6	7	8	Extra Ends	Total
<b>E</b>	KOR - Korea	*	2	0	0	0	0	0	3	X		5
	ENG - England		0	1	1	1	6	0	0	X		9

KOR - Korea	
4 S	KIM Jaeil
3 V	JEON Nam Hui
2	RITTERLING Soojin Kim
1	KIM Eun Jung
A	SHIN Soyoung

ENG - England	
4 S	MADONIA Colleen
3 V	MACFARLANE Sheilagh
2	WILCOX Angela
1	WILSON Janine
A	-

Last Stone Draw		Distance
↻	KIM Eun Jung	51.8cm
↻	JEON Nam Hui	31.9cm
<b>Total</b>		<b>83.7cm</b>

Last Stone Draw		Distance
↻	WILCOX Angela	66.6cm
↻	WILSON Janine	46.7cm
<b>Total</b>		<b>113.3cm</b>

**Note:**  
Position and function for each team member:  
4 = Fourth, 3 = Third, 2 = Second, 1 = Lead, A = Alternate, S = Skip, V = Vice-Skip

**Legend:**  
↻ Clockwise      ↻ Counter-clockwise      **LSFE(\*)** Last Stone First End  
X Unplayed/unfinished end due to concession



TUE 28 APR 2026

Start Time 16:00

Round Robin Session 15

Group C - Sheet F

**WORLD  
CURLING**

### Game Results

Sheet	Team	LSFE	1	2	3	4	5	6	7	8	Extra Ends	Total
F	DEN - Denmark	*	2	0	0	0	0	2	1	0		5
	HUN - Hungary		0	1	1	2	2	0	0	1		7

DEN - Denmark	
4 S	SCHACK Kamilla
3 V	JENSEN Rikke
2	SCHURAD Wikie
1	HENNINGSEN Linette
A	QVIST Trine

HUN - Hungary	
4 V	PINTER Zsuzsanna
3	KISS Gyulane
2 S	SZARVAS Monika
1	SZABON Marta
A	-

Last Stone Draw		Distance
↻	SCHACK Kamilla	92.8cm
↻	HENNINGSEN Linette	76.2cm
<b>Total</b>		<b>169.0cm</b>

Last Stone Draw		Distance
↻	PINTER Zsuzsanna	156.2cm
↻	SZARVAS Monika	29.9cm
<b>Total</b>		<b>186.1cm</b>

**Note:**  
Position and function for each team member:  
4 = Fourth, 3 = Third, 2 = Second, 1 = Lead, A = Alternate, S = Skip, V = Vice-Skip

**Legend:**  
↻ Clockwise      ↻ Counter-clockwise      **LSFE(\*)** Last Stone First End



Session Results and Standings

Sheet	Team	LSD/LSFE	1	2	3	4	5	6	7	8	Extra Ends	Total
C	PHI - Philippines	243.9cm	0	0	1	0	1	0	0	X		2
	FIN - Finland	216.7cm *	1	1	0	1	0	2	2	X		7
D	NOR - Norway	99.5cm *	0	0	0	3	0	0	4	0		7
	KOR - Korea	167.8cm	2	4	1	0	1	1	0	1		10

Current Standings

Group A					Group B				
Rank	Team	Games	Wins	Losses	Rank	Team	Games	Wins	Losses
1	CAN - Canada	2	2	0	1	SCO - Scotland	2	2	0
1	SWE - Sweden	2	2	0	1	USA - United States	2	2	0
3	FIN - Finland	3	2	1	3	NOR - Norway	3	2	1
4	SLO - Slovenia	2	0	2	4	ENG - England	3	1	2
5	PHI - Philippines	3	0	3	4	KOR - Korea	3	1	2
					6	FRA - France	3	0	3

Group C					Group D				
Rank	Team	Games	Wins	Losses	Rank	Team	Games	Wins	Losses
1	LTU - Lithuania	3	3	0	1	GER - Germany	3	3	0
2	JPN - Japan	2	2	0	2	CZE - Czechia	3	2	1
3	POL - Poland	2	1	1	2	SUI - Switzerland	3	2	1
4	AUS - Australia	3	1	2	4	IRL - Ireland	3	1	2
5	DEN - Denmark	2	0	2	4	ITA - Italy	3	1	2
5	HUN - Hungary	2	0	2	6	NZL - New Zealand	3	0	3

**Note:**  
Under World Curling rules, tie-breaking rules for standings are not applied until after the last game of the round robin.

**Legend:**  
**LSD** Last Stone Draw                      **LSFE(\*)** Last Stone First End                      **X** Unplayed/unfinished end due to concession





TUE 28 APR 2026  
Start Time 8:00

Round Robin Session 13  
Group A - Sheet C

### Game Results

Sheet	Team	LSFE	1	2	3	4	5	6	7	8	Extra Ends	Total
C	PHI - Philippines		0	0	1	0	1	0	0	X		2
	FIN - Finland	*	1	1	0	1	0	2	2	X		7

PHI - Philippines	
4 S	MARIANO Sheila
3 V	DANGARAN Kirsten
2	McALISTER Cindy
1	BREWER Bernie
A	-

FIN - Finland	
4 V	LINDSTROEM Janina
3 S	WICKSTROEM Mari
2	VIRTAALA Elina
1	LOUHIVUORI Riikka
A	-

Last Stone Draw		Distance	Last Stone Draw		Distance
↻	BREWER Bernie	44.3cm	↻	LINDSTROEM Janina	73.6cm
↻	MARIANO Sheila	199.6cm	↻	LOUHIVUORI Riikka	143.1cm
<b>Total</b>		<b>243.9cm</b>	<b>Total</b>		<b>216.7cm</b>

**Note:**  
Position and function for each team member:  
**4** = Fourth, **3** = Third, **2** = Second, **1** = Lead, **A** = Alternate, **S** = Skip, **V** = Vice-Skip

**Legend:**  
↻ Clockwise      ↻ Counter-clockwise      LSFE(\*) Last Stone First End  
X Unplayed/unfinished end due to concession



TUE 28 APR 2026

Start Time 8:00

Round Robin Session 13

Group B - Sheet D



### Game Results

Sheet	Team	LSFE	1	2	3	4	5	6	7	8	Extra Ends	Total
D	NOR - Norway	*	0	0	0	3	0	0	4	0		7
	KOR - Korea		2	4	1	0	1	1	0	1		10

NOR - Norway	
4 S	PETTERSEN Anniken
3 V	INGVALDSEN Elin
2	RUDEN Beate
1	BRENNA Grethe
A	-

KOR - Korea	
4 S	KIM Jaeil
3 V	JEON Nam Hui
2	SHIN Soyoung
1	KIM Eun Jung
A	RITTERLING Soojin Kim

Last Stone Draw		Distance
↻	PETTERSEN Anniken	50.1cm
↻	BRENNA Grethe	49.4cm
<b>Total</b>		<b>99.5cm</b>

Last Stone Draw		Distance
↻	SHIN Soyoung	85.4cm
↻	KIM Jaeil	82.4cm
<b>Total</b>		<b>167.8cm</b>

**Note:**  
 Position and function for each team member:  
 4 = Fourth, 3 = Third, 2 = Second, 1 = Lead, A = Alternate, S = Skip, V = Vice-Skip

**Legend:**  
 ↻ Clockwise      ↻ Counter-clockwise      **LSFE(\*)** Last Stone First End

## Session Results and Standings

Sheet	Team	LSD/LSFE	1	2	3	4	5	6	7	8	Extra Ends	Total
<b>A</b>	GER - Germany	307.8cm	1	0	2	2	0	1	3	X		9
	ITA - Italy	282.2cm *	0	1	0	0	2	0	0	X		3
<b>B</b>	SLO - Slovenia	203.4cm	0	0	2	0	0	0	X	X		2
	SWE - Sweden	44.9cm *	2	2	0	1	2	6	X	X		13
<b>C</b>	IRL - Ireland	219.4cm	0	2	1	0	2	0	0	X		5
	SUI - Switzerland	81.3cm *	2	0	0	3	0	1	2	X		8
<b>D</b>	LTU - Lithuania	297.2cm *	0	0	1	0	0	0	0	2		3
	AUS - Australia	317.6cm	0	0	0	0	0	1	1	0		2
<b>F</b>	CZE - Czechia	149.3cm *	2	0	0	2	1	2	0	X		7
	NZL - New Zealand	340.2cm	0	1	1	0	0	0	1	X		3

## Current Standings

Group A					Group B				
Rank	Team	Games	Wins	Losses	Rank	Team	Games	Wins	Losses
1	CAN - Canada	2	2	0	1	NOR - Norway	2	2	0
1	SWE - Sweden	2	2	0	1	SCO - Scotland	2	2	0
3	FIN - Finland	2	1	1	1	USA - United States	2	2	0
4	PHI - Philippines	2	0	2	4	ENG - England	3	1	2
4	SLO - Slovenia	2	0	2	5	KOR - Korea	2	0	2
					6	FRA - France	3	0	3
Group C					Group D				
Rank	Team	Games	Wins	Losses	Rank	Team	Games	Wins	Losses
1	LTU - Lithuania	3	3	0	1	GER - Germany	3	3	0
2	JPN - Japan	2	2	0	2	CZE - Czechia	3	2	1
3	POL - Poland	2	1	1	2	SUI - Switzerland	3	2	1
4	AUS - Australia	3	1	2	4	IRL - Ireland	3	1	2
5	DEN - Denmark	2	0	2	4	ITA - Italy	3	1	2
5	HUN - Hungary	2	0	2	6	NZL - New Zealand	3	0	3

**Note:**  
Under World Curling rules, tie-breaking rules for standings are not applied until after the last game of the round robin.

**Legend:**  
**LSD** Last Stone Draw                      **LSFE(\*)** Last Stone First End                      **X** Unplayed/unfinished end due to concession



MON 27 APR 2026

Start Time 20:00

Round Robin Session 12

Group D - Sheet A

**WORLD  
CURLING**

### Game Results

Sheet	Team	LSFE	1	2	3	4	5	6	7	8	Extra Ends	Total
A	GER - Germany		1	0	2	2	0	1	3	X		9
	ITA - Italy	*	0	1	0	0	2	0	0	X		3

GER - Germany	
4 S	BELKOFER-KROEHNERT Sabine
3	SCHWALLER Heike
2	REILLY Michaela
1 V	HALLER Christina
A	KNOBLOCH Martina

ITA - Italy	
4 S	MACCHIATI Lucilla
3 V	DURANDO Cristina
2	FAURE ROLLAND Daniela
1	SACCA Valeria
A	PISTOLOZZI Barbara

Last Stone Draw		Distance	Last Stone Draw		Distance
↻	BELKOFER-KROEHNERT Sabine	199.6cm	↻	MACCHIATI Lucilla	98.0cm
↺	REILLY Michaela	108.2cm	↺	SACCA Valeria	184.2cm
<b>Total</b>		<b>307.8cm</b>	<b>Total</b>		<b>282.2cm</b>

PISTOLOZZI B replaced SACCA V at the beginning of End 5

**Note:**  
 Position and function for each team member:  
 4 = Fourth, 3 = Third, 2 = Second, 1 = Lead, A = Alternate, S = Skip, V = Vice-Skip

**Legend:**  
 ↻ Clockwise    ↺ Counter-clockwise    LSFE(\*) Last Stone First End  
 X Unplayed/unfinished end due to concession

MON 27 APR 2026  
Start Time 20:00Round Robin Session 12  
Group A - Sheet BWORLD  
CURLING

## Game Results

Sheet	Team	LSFE	1	2	3	4	5	6	7	8	Extra Ends	Total
B	SLO - Slovenia		0	0	2	0	0	0	X	X		2
	SWE - Sweden	*	2	2	0	1	2	6	X	X		13

SLO - Slovenia	
4 V	SEVER Eva
3 S	OMERZEL Alenka
2	KONOBELJ Helena
1	SINIGOJ Brigita
A	SLAMNIK Nina

SWE - Sweden	
4 S	NORBERG Anette
3 V	LINDAHL Cathrine
2	BERGMAN Ulrika
1	LE MOINE Anna
A	-

## Last Stone Draw

↻	SEVER Eva	Distance	111.4cm
↻	SINIGOJ Brigita	Distance	92.0cm

Total 203.4cm

## Last Stone Draw

↻	BERGMAN Ulrika	Distance	21.8cm
↻	LE MOINE Anna	Distance	23.1cm

Total 44.9cm

## Note:

Position and function for each team member:

4 = Fourth, 3 = Third, 2 = Second, 1 = Lead, A = Alternate, S = Skip, V = Vice-Skip

## Legend:

↻ Clockwise      ↻ Counter-clockwise

LSFE(\*) Last Stone First End

X Unplayed/unfinished end due to concession





MON 27 APR 2026  
Start Time 20:00

**Round Robin Session 12**  
**Group C - Sheet D**



**Game Results**

Sheet	Team	LSFE	1	2	3	4	5	6	7	8	Extra Ends	Total
<b>D</b>	LTU - Lithuania	*	0	0	1	0	0	0	0	2		3
	AUS - Australia		0	0	0	0	0	1	1	0		2

LTU - Lithuania	
4 V	JANULEVICIUTE Lina
3 S	VAICEKONYTE Asta
2	JASAITIENE Rasa Veronika
1	SULINSKIENE Jolanta
A	VALATKIENE Gaiva

AUS - Australia	
4 S	WILLIAMS Helen
3 V	HEWITT Lynn
2	IRVINE Kim
1	SWAN Carolyn
A	-

Last Stone Draw		Distance
↻	JASAITIENE Rasa Veronika	199.6cm
↻	SULINSKIENE Jolanta	97.6cm
<b>Total</b>		<b>297.2cm</b>

Last Stone Draw		Distance
↻	IRVINE Kim	118.0cm
↻	HEWITT Lynn	199.6cm
<b>Total</b>		<b>317.6cm</b>

**Note:**  
Position and function for each team member:  
**4** = Fourth, **3** = Third, **2** = Second, **1** = Lead, **A** = Alternate, **S** = Skip, **V** = Vice-Skip

**Legend:**  
↻ Clockwise      ↻ Counter-clockwise      **LSFE(\*)** Last Stone First End



MON 27 APR 2026

Start Time 20:00

Round Robin Session 12

Group D - Sheet F

WORLD  
CURLING

## Game Results

Sheet	Team	LSFE	1	2	3	4	5	6	7	8	Extra Ends	Total
F	CZE - Czechia	*	2	0	0	2	1	2	0	X		7
	NZL - New Zealand		0	1	1	0	0	0	1	X		3

## CZE - Czechia

4 S BERANKOVA Jana  
 3 V LOSTAKOVA Tereza  
 2 SIKYROVA Vlasta  
 1 POLIVKOVA Irena  
 A -

## NZL - New Zealand

4 S OLSZEWSKI Joanna  
 3 V THOMAS Sandra  
 2 FARRA Pauline  
 1 ANDERSON Merran  
 A MATTHEWS Elizabeth

## Last Stone Draw

↻ LOSTAKOVA Tereza  
 ↻ BERANKOVA Jana

## Distance

130.9cm  
 18.4cm

## Total

149.3cm

## Last Stone Draw

↻ ANDERSON Merran  
 ↻ THOMAS Sandra

## Distance

181.1cm  
 159.1cm

## Total

340.2cm

## Note:

Position and function for each team member:

4 = Fourth, 3 = Third, 2 = Second, 1 = Lead, A = Alternate, S = Skip, V = Vice-Skip

## Legend:

↻ Clockwise

↻ Counter-clockwise

LSFE(\*) Last Stone First End

X Unplayed/unfinished end due to concession



MON 27 APR 2026

Start Time 16:00

Round Robin Session 11



### Session Results and Standings

Sheet	Team	LSD/LSFE	1	2	3	4	5	6	7	8	Extra Ends	Total
E	FIN - Finland	167.7cm	0	1	0	2	0	1	0	X		4
	CAN - Canada	27.8cm *	2	0	1	0	3	0	1	X		7

### Current Standings

Group A					Group B				
Rank	Team	Games	Wins	Losses	Rank	Team	Games	Wins	Losses
1	CAN - Canada	2	2	0	1	NOR - Norway	2	2	0
2	SWE - Sweden	1	1	0	1	SCO - Scotland	2	2	0
3	FIN - Finland	2	1	1	1	USA - United States	2	2	0
4	SLO - Slovenia	1	0	1	4	ENG - England	3	1	2
5	PHI - Philippines	2	0	2	5	KOR - Korea	2	0	2
					6	FRA - France	3	0	3

Group C					Group D				
Rank	Team	Games	Wins	Losses	Rank	Team	Games	Wins	Losses
1	JPN - Japan	2	2	0	1	GER - Germany	2	2	0
1	LTU - Lithuania	2	2	0	2	CZE - Czechia	2	1	1
3	AUS - Australia	2	1	1	2	IRL - Ireland	2	1	1
3	POL - Poland	2	1	1	2	ITA - Italy	2	1	1
5	DEN - Denmark	2	0	2	2	SUI - Switzerland	2	1	1
5	HUN - Hungary	2	0	2	6	NZL - New Zealand	2	0	2

**Note:**  
Under World Curling rules, tie-breaking rules for standings are not applied until after the last game of the round robin.

**Legend:**  
**LSD** Last Stone Draw                      **LSFE(\*)** Last Stone First End                      **X** Unplayed/unfinished end due to concession



MON 27 APR 2026  
Start Time 16:00

Round Robin Session 11  
Group A - Sheet E



### Game Results

Sheet	Team	LSFE	1	2	3	4	5	6	7	8	Extra Ends	Total
<b>E</b>	FIN - Finland		0	1	0	2	0	1	0	X		4
	CAN - Canada	*	2	0	1	0	3	0	1	X		7

FIN - Finland	
4 V	LINDSTROEM Janina
3 S	WICKSTROEM Mari
2	VIRTAALA Elina
1	LOUHIVUORI Riikka
A	-

CAN - Canada	
4 S	MIDDAUGH Sherry
3 V	GRANT Karri-Lee
2	FOSTER Melissa
1	HOOPER PERROUD Jane
A	-

#### Last Stone Draw

	Distance
↻ WICKSTROEM Mari	33.1cm
↺ VIRTAALA Elina	134.6cm
<b>Total</b>	<b>167.7cm</b>

#### Last Stone Draw

	Distance
↻ HOOPER PERROUD Jane	20.3cm
↺ GRANT Karri-Lee	7.5cm
<b>Total</b>	<b>27.8cm</b>

**Note:**  
Position and function for each team member:  
4 = Fourth, 3 = Third, 2 = Second, 1 = Lead, A = Alternate, S = Skip, V = Vice-Skip

**Legend:**  
↻ Clockwise                                      ↺ Counter-clockwise                                      LSFE(\*) Last Stone First End  
X Unplayed/unfinished end due to concession



MON 27 APR 2026

Start Time 12:00

Round Robin Session 10



Session Results and Standings

Table with columns: Sheet, Team, LSD/LSFE, 1-8, Extra Ends, Total. Rows A-F showing match results between various national teams.

Current Standings

Four sub-tables showing current standings for Group A, Group B, Group C, and Group D, including Rank, Team, Games, Wins, and Losses.

Note: Under World Curling rules, tie-breaking rules for standings are not applied until after the last game of the round robin.

Legend: LSD Last Stone Draw, LSFE(\*) Last Stone First End, X Unplayed/unfinished end due to concession



MON 27 APR 2026  
Start Time 12:00**Round Robin Session 10**  
**Group B - Sheet A****Game Results**

Sheet	Team	LSFE	1	2	3	4	5	6	7	8	Extra Ends	Total
<b>A</b>	ENG - England	*	1	0	1	2	0	0	0	0		4
	NOR - Norway		0	3	0	0	1	1	2	1		8

**ENG - England**

4 S MADONIA Colleen  
 3 V MACFARLANE Sheilagh  
 2 WILCOX Angela  
 1 WILSON Janine  
 A -

**NOR - Norway**

4 S PETTERSEN Anniken  
 3 V INGVALDSEN Elin  
 2 RUDEN Beate  
 1 BRENNÅ Grethe  
 A -

**Last Stone Draw**

⌚ MADONIA Colleen  
 ⌚ MACFARLANE Sheilagh

## Distance

25.9cm  
 82.3cm

**Total****108.2cm****Last Stone Draw**

⌚ RUDEN Beate  
 ⌚ INGVALDSEN Elin

## Distance

102.6cm  
 96.2cm

**Total****198.8cm****Note:**

Position and function for each team member:

**4** = Fourth, **3** = Third, **2** = Second, **1** = Lead, **A** = Alternate, **S** = Skip, **V** = Vice-Skip**Legend:**

⌚ Clockwise

⌚ Counter-clockwise

**LSFE(\*)** Last Stone First End



MON 27 APR 2026  
 Start Time 12:00

**Game Results**

Sheet	Team	LSFE	1	2	3	4	5	6	7	8	Extra Ends	Total
<b>B</b>	SCO - Scotland	*	3	1	3	0	5	1	X	X		13
	KOR - Korea		0	0	0	1	0	0	X	X		1

SCO - Scotland	
4 S	LOCKHART Jackie
3 V	MILNE Mairi
2	MILNE Claire
1	LOUDON Katie
A	-

KOR - Korea	
4 S	KIM Jaeil
3 V	JEON Nam Hui
2	KIM Eun Jung
1	RITTERLING Soojin Kim
A	SHIN Soyoungh

Last Stone Draw		Distance
↻	MILNE Claire	56.4cm
↻	MILNE Mairi	60.0cm
<b>Total</b>		<b>116.4cm</b>

Last Stone Draw		Distance
↻	JEON Nam Hui	146.0cm
↻	KIM Eun Jung	107.3cm
<b>Total</b>		<b>253.3cm</b>

**Note:**  
 Position and function for each team member:  
 4 = Fourth, 3 = Third, 2 = Second, 1 = Lead, A = Alternate, S = Skip, V = Vice-Skip

**Legend:**  
 ↻ Clockwise      ↺ Counter-clockwise      LSFE(\*) Last Stone First End  
 X Unplayed/unfinished end due to concession



MON 27 APR 2026  
Start Time 12:00

Round Robin Session 10  
Group B - Sheet C **WORLD CURLING**

### Game Results

Sheet	Team	LSFE	1	2	3	4	5	6	7	8	Extra Ends	Total
C	FRA - France	*	0	0	0	1	0	2	0	X		3
	USA - United States		1	3	2	0	1	0	1	X		8

FRA - France	
4 S	GERBAULET Francoise
3 V	LOBE THERIAS Cheryl
2	TALICHET Stephanie
1	BOULLEY DUPARC Roselyne
A	-

USA - United States	
4 V	O'LEARY Norma
3 S	SMITH Margie
2	KINNEY Shelly
1	KOSAL Shelly
A	-

Last Stone Draw		Distance
↻	TALICHET Stephanie	11.2cm
↻	LOBE THERIAS Cheryl	199.6cm
<b>Total</b>		<b>210.8cm</b>

Last Stone Draw		Distance
↻	KINNEY Shelly	143.6cm
↻	SMITH Margie	83.5cm
<b>Total</b>		<b>227.1cm</b>

**Note:**  
Position and function for each team member:  
4 = Fourth, 3 = Third, 2 = Second, 1 = Lead, A = Alternate, S = Skip, V = Vice-Skip

**Legend:**  
↻ Clockwise                      ↻ Counter-clockwise                      **LSFE(\*)** Last Stone First End  
X Unplayed/unfinished end due to concession



MON 27 APR 2026  
Start Time 12:00

Round Robin Session 10  
Group C - Sheet D



### Game Results

Sheet	Team	LSFE	1	2	3	4	5	6	7	8	Extra Ends	Total
D	JPN - Japan	*	4	3	1	0	3	0	X	X		11
	DEN - Denmark		0	0	0	1	0	1	X	X		2

JPN - Japan	
4 S	TAKIMOTO Yuka
3 V	YOSHIMURA Miyako
2	TAKIZAWA Hiromi
1	HORIUCHI Tamami
A	UEHARA Makiko

DEN - Denmark	
4 S	SCHACK Kamilla
3 V	JENSEN Rikke
2	SCHURAD Wikie
1	HENNINGSEN Linette
A	QVIST Trine

Last Stone Draw		Distance
↻	TAKIZAWA Hiromi	35.6cm
↻	TAKIMOTO Yuka	67.1cm
<b>Total</b>		<b>102.7cm</b>

Last Stone Draw		Distance
↻	JENSEN Rikke	154.3cm
↻	SCHURAD Wikie	34.7cm
<b>Total</b>		<b>189.0cm</b>

**Note:**  
Position and function for each team member:  
4 = Fourth, 3 = Third, 2 = Second, 1 = Lead, A = Alternate, S = Skip, V = Vice-Skip

**Legend:**  
↻ Clockwise    ↻ Counter-clockwise    LSFE(\*) Last Stone First End  
X Unplayed/unfinished end due to concession





MON 27 APR 2026

Start Time 12:00

Round Robin Session 10

Group C - Sheet E



### Game Results

Sheet	Team	LSFE	1	2	3	4	5	6	7	8	Extra Ends	Total
E	HUN - Hungary		2	0	0	0	1	1	0	0		4
	LTU - Lithuania	*	0	2	2	1	0	0	1	2		8

HUN - Hungary	
4 V	PINTER Zsuzsanna
3	KISS Gyulane
2 S	SZARVAS Monika
1	SZABON Marta
A	-

LTU - Lithuania	
4 V	JANULEVICIUTE Lina
3 S	VAICEKONYTE Asta
2	VALATKIENE Gaiva
1	SULINSKIENE Jolanta
A	JASAITIENE Rasa Veronika

Last Stone Draw		Distance
↻	SZABON Marta	22.8cm
↻	KISS Gyulane	144.2cm
<b>Total</b>		<b>167.0cm</b>

Last Stone Draw		Distance
↻	SULINSKIENE Jolanta	31.5cm
↻	VALATKIENE Gaiva	69.4cm
<b>Total</b>		<b>100.9cm</b>

**Note:**  
 Position and function for each team member:  
 4 = Fourth, 3 = Third, 2 = Second, 1 = Lead, A = Alternate, S = Skip, V = Vice-Skip

**Legend:**  
 ↻ Clockwise      ↻ Counter-clockwise      **LSFE(\*)** Last Stone First End



MON 27 APR 2026

Start Time 12:00

**Round Robin Session 10**  
**Group C - Sheet F**

**WORLD CURLING**

**Game Results**

Sheet	Team	LSFE	1	2	3	4	5	6	7	8	Extra Ends	Total
F	AUS - Australia	*	1	3	0	1	1	0	0	X		6
	POL - Poland		0	0	2	0	0	1	1	X		4

AUS - Australia	
4 S	WILLIAMS Helen
3 V	HEWITT Lynn
2	IRVINE Kim
1	SWAN Carolyn
A	-

POL - Poland	
4 S	ERDMAN Joanna
3 V	PIETRUSZKA Monika
2	SZCZEPANIK Beata
1	DOBISZEWSKA Magdalena
A	BLOMBERG Joanna

Last Stone Draw		Distance
🕒	WILLIAMS Helen	19.1cm
🕒	SWAN Carolyn	107.6cm
<b>Total</b>		<b>126.7cm</b>

Last Stone Draw		Distance
🕒	SZCZEPANIK Beata	199.6cm
🕒	PIETRUSZKA Monika	29.7cm
<b>Total</b>		<b>229.3cm</b>

**Note:**  
Position and function for each team member:  
4 = Fourth, 3 = Third, 2 = Second, 1 = Lead, A = Alternate, S = Skip, V = Vice-Skip

**Legend:**  
 🕒 Clockwise      🕒 Counter-clockwise      LSFE(\*) Last Stone First End  
 X Unplayed/unfinished end due to concession



SUN 26 APR 2026

Start Time 16:00

Round Robin Session 7



### Session Results and Standings

Sheet	Team	LSD/LSFE	1	2	3	4	5	6	7	8	Extra Ends	Total
C	NZL - New Zealand	156.3cm *	1	0	1	0	0	2	2	X		6
	ITA - Italy	303.1cm	0	6	0	3	1	0	0	X		10
D	IRL - Ireland	58.0cm *	0	1	0	0	3	0	1	0		5
	GER - Germany	113.6cm	1	0	2	0	0	2	0	1		6
E	SUI - Switzerland	78.3cm	2	0	2	3	1	2	X	X		10
	CZE - Czechia	40.5cm *	0	1	0	0	0	0	X	X		1

### Current Standings

Group A					Group B				
Rank	Team	Games	Wins	Losses	Rank	Team	Games	Wins	Losses
1	CAN - Canada	1	1	0	1	NOR - Norway	1	1	0
1	FIN - Finland	1	1	0	1	SCO - Scotland	1	1	0
1	SWE - Sweden	1	1	0	1	USA - United States	1	1	0
4	SLO - Slovenia	1	0	1	4	ENG - England	2	1	1
5	PHI - Philippines	2	0	2	5	KOR - Korea	1	0	1
					6	FRA - France	2	0	2

Group C					Group D				
Rank	Team	Games	Wins	Losses	Rank	Team	Games	Wins	Losses
1	JPN - Japan	1	1	0	1	GER - Germany	2	2	0
1	LTU - Lithuania	1	1	0	2	CZE - Czechia	2	1	1
1	POL - Poland	1	1	0	2	IRL - Ireland	2	1	1
4	AUS - Australia	1	0	1	2	ITA - Italy	2	1	1
4	DEN - Denmark	1	0	1	2	SUI - Switzerland	2	1	1
4	HUN - Hungary	1	0	1	6	NZL - New Zealand	2	0	2

**Note:**  
Under World Curling rules, tie-breaking rules for standings are not applied until after the last game of the round robin.

**Legend:**  
**LSD** Last Stone Draw                      **LSFE(\*)** Last Stone First End                      **X** Unplayed/unfinished end due to concession



SUN 26 APR 2026

Start Time 16:00

Round Robin Session 7

Group D - Sheet C



### Game Results

Sheet	Team	LSFE	1	2	3	4	5	6	7	8	Extra Ends	Total
C	NZL - New Zealand	*	1	0	1	0	0	2	2	X		6
	ITA - Italy		0	6	0	3	1	0	0	X		10

NZL - New Zealand	
4 S	OLSZEWSKI Joanna
3	THOMAS Sandra
2	FARRA Pauline
1 V	MATTHEWS Elizabeth
A	ANDERSON Merran

ITA - Italy	
4 S	MACCHIATI Lucilla
3 V	DURANDO Cristina
2	FAURE ROLLAND Daniela
1	SACCA Valeria
A	PISTOLOZZI Barbara

Last Stone Draw	Distance
⌚ THOMAS Sandra	52.4cm
⌚ MATTHEWS Elizabeth	103.9cm
<b>Total</b>	<b>156.3cm</b>

Last Stone Draw	Distance
⌚ DURANDO Cristina	103.5cm
⌚ FAURE ROLLAND Daniela	199.6cm
<b>Total</b>	<b>303.1cm</b>

<p><b>Note:</b> Position and function for each team member: 4 = Fourth, 3 = Third, 2 = Second, 1 = Lead, A = Alternate, S = Skip, V = Vice-Skip</p>
<p><b>Legend:</b> ⌚ Clockwise                                      ⌚ Counter-clockwise                                      LSFE(*) Last Stone First End X Unplayed/unfinished end due to concession</p>



SUN 26 APR 2026

Start Time 16:00

Round Robin Session 7

Group D - Sheet D

WORLD  
CURLING

## Game Results

Sheet	Team	LSFE	1	2	3	4	5	6	7	8	Extra Ends	Total
D	IRL - Ireland	*	0	1	0	0	3	0	1	0		5
	GER - Germany		1	0	2	0	0	2	0	1		6

IRL - Ireland	
4 S	SINCLAIR Dale
3 V	GILLETT Bernie
2	CLANCY Nina
1	KERR Louise
A	-

GER - Germany	
4 S	BELKOFER-KROEHNERT Sabine
3	SCHWALLER Heike
2	REILLY Michaela
1 V	HALLER Christina
A	KNOBLOCH Martina

Last Stone Draw		Distance
↻	SINCLAIR Dale	30.1cm
↻	GILLETT Bernie	27.9cm
<b>Total</b>		<b>58.0cm</b>

Last Stone Draw		Distance
↻	HALLER Christina	104.6cm
↻	SCHWALLER Heike	9.0cm
<b>Total</b>		<b>113.6cm</b>

**Note:**  
Position and function for each team member:  
**4** = Fourth, **3** = Third, **2** = Second, **1** = Lead, **A** = Alternate, **S** = Skip, **V** = Vice-Skip

**Legend:**  
↻ Clockwise      ↻ Counter-clockwise      **LSFE(\*)** Last Stone First End



SUN 26 APR 2026

Start Time 16:00

Round Robin Session 7

Group D - Sheet E

WORLD CURLING

Game Results

Sheet	Team	LSFE	1	2	3	4	5	6	7	8	Extra Ends	Total
E	SUI - Switzerland		2	0	2	3	1	2	X	X		10
	CZE - Czechia	*	0	1	0	0	0	0	X	X		1

SUI - Switzerland	
4 S	STRAUSAK Nicole
3	DURTSCHI Karin
2	LUETHI Karin
1 V	BORN Sandra
A	-

CZE - Czechia	
4 S	BERANKOVA Jana
3 V	LOSTAKOVA Tereza
2	SIKYROVA Vlasta
1	POLIVKOVA Irena
A	-

Last Stone Draw		Distance
	DURTSCHI Karin	11.8cm
	LUETHI Karin	66.5cm
<b>Total</b>		<b>78.3cm</b>

Last Stone Draw		Distance
	SIKYROVA Vlasta	20.7cm
	POLIVKOVA Irena	19.8cm
<b>Total</b>		<b>40.5cm</b>

**Note:**  
 Position and function for each team member:  
 4 = Fourth, 3 = Third, 2 = Second, 1 = Lead, A = Alternate, S = Skip, V = Vice-Skip

**Legend:**  
 Clockwise       Counter-clockwise      **LSFE(\*)** Last Stone First End  
 X Unplayed/unfinished end due to concession



SUN 26 APR 2026

Start Time 8:00

Round Robin Session 5

**WORLD CURLING**

### Session Results and Standings

Sheet	Team	LSD/LSFE	1	2	3	4	5	6	7	8	Extra Ends	Total
B	FRA - France	298.8cm	0	0	1	0	1	0	0	X		2
	ENG - England	47.2cm *	2	1	0	1	0	1	1	X		6

### Current Standings

Group A					Group B				
Rank	Team	Games	Wins	Losses	Rank	Team	Games	Wins	Losses
1	CAN - Canada	1	1	0	1	NOR - Norway	1	1	0
1	FIN - Finland	1	1	0	1	SCO - Scotland	1	1	0
1	SWE - Sweden	1	1	0	1	USA - United States	1	1	0
4	SLO - Slovenia	1	0	1	4	ENG - England	2	1	1
5	PHI - Philippines	2	0	2	5	KOR - Korea	1	0	1
					6	FRA - France	2	0	2

Group C					Group D				
Rank	Team	Games	Wins	Losses	Rank	Team	Games	Wins	Losses
1	JPN - Japan	1	1	0	1	CZE - Czechia	1	1	0
1	LTU - Lithuania	1	1	0	1	GER - Germany	1	1	0
1	POL - Poland	1	1	0	1	IRL - Ireland	1	1	0
4	AUS - Australia	1	0	1	4	ITA - Italy	1	0	1
4	DEN - Denmark	1	0	1	4	NZL - New Zealand	1	0	1
4	HUN - Hungary	1	0	1	4	SUI - Switzerland	1	0	1

**Note:**  
Under World Curling rules, tie-breaking rules for standings are not applied until after the last game of the round robin.

**Legend:**  
**LSD** Last Stone Draw      **LSFE(\*)** Last Stone First End      **X** Unplayed/unfinished end due to concession



SUN 26 APR 2026  
Start Time 8:00

Round Robin Session 5  
Group B - Sheet B



Game Results

Sheet	Team	LSFE	1	2	3	4	5	6	7	8	Extra	Ends	Total
B	FRA - France		0	0	1	0	1	0	0	X			2
	ENG - England	*	2	1	0	1	0	1	1	X			6

**FRA - France**

4 S	GERBAULET Francoise
3 V	LOBE THERIAS Cheryl
2	TALICHET Stephanie
1	BOULLEY DUPARC Roselyne
A	-

**ENG - England**

4 S	MADONIA Colleen
3 V	MACFARLANE Sheilagh
2	WILCOX Angela
1	WILSON Janine
A	-

**Last Stone Draw**

	Distance
↻ GERBAULET Francoise	171.9cm
↻ BOULLEY DUPARC Roselyne	126.9cm
<b>Total</b>	<b>298.8cm</b>

**Last Stone Draw**

	Distance
↻ MACFARLANE Sheilagh	37.4cm
↻ WILCOX Angela	9.8cm
<b>Total</b>	<b>47.2cm</b>

**Note:**  
Position and function for each team member:  
4 = Fourth, 3 = Third, 2 = Second, 1 = Lead, A = Alternate, S = Skip, V = Vice-Skip

**Legend:**  
↻ Clockwise    ↻ Counter-clockwise    LSFE(\*) Last Stone First End  
X Unplayed/unfinished end due to concession

### Session Results and Standings

Sheet	Team	LSD/LSFE	1	2	3	4	5	6	7	8	Extra Ends	Total
<b>A</b>	SLO - Slovenia	399.2cm	0	0	0	1	0	0	X	X		1
	FIN - Finland	234.1cm *	1	4	3	0	1	1	X	X		10
<b>B</b>	SUI - Switzerland	179.7cm	0	1	0	1	0	2	0	0	0	4
	GER - Germany	140.2cm *	0	0	1	0	1	0	1	1	2	6
<b>C</b>	ITA - Italy	339.1cm	1	0	1	0	1	0	0	X		3
	CZE - Czechia	243.2cm *	0	1	0	5	0	1	1	X		8
<b>D</b>	SWE - Sweden	80.2cm *	0	3	0	2	0	0	0	1		6
	PHI - Philippines	142.0cm	1	0	1	0	1	0	1	0		4
<b>E</b>	NZL - New Zealand	344.1cm	0	1	0	0	1	2	0	X		4
	IRL - Ireland	149.8cm *	1	0	3	3	0	0	2	X		9

### Current Standings

Group A					Group B				
Rank	Team	Games	Wins	Losses	Rank	Team	Games	Wins	Losses
1	CAN - Canada	1	1	0	1	NOR - Norway	1	1	0
1	FIN - Finland	1	1	0	1	SCO - Scotland	1	1	0
1	SWE - Sweden	1	1	0	1	USA - United States	1	1	0
4	SLO - Slovenia	1	0	1	4	ENG - England	1	0	1
5	PHI - Philippines	2	0	2	4	FRA - France	1	0	1
					4	KOR - Korea	1	0	1
Group C					Group D				
Rank	Team	Games	Wins	Losses	Rank	Team	Games	Wins	Losses
1	JPN - Japan	1	1	0	1	CZE - Czechia	1	1	0
1	LTU - Lithuania	1	1	0	1	GER - Germany	1	1	0
1	POL - Poland	1	1	0	1	IRL - Ireland	1	1	0
4	AUS - Australia	1	0	1	4	ITA - Italy	1	0	1
4	DEN - Denmark	1	0	1	4	NZL - New Zealand	1	0	1
4	HUN - Hungary	1	0	1	4	SUI - Switzerland	1	0	1

**Note:**  
Under World Curling rules, tie-breaking rules for standings are not applied until after the last game of the round robin.

**Legend:**  
LSD Last Stone Draw      LSFE(\*) Last Stone First End      X Unplayed/unfinished end due to concession



SAT 25 APR 2026

Start Time 19:30

Round Robin Session 4

Group A - Sheet A

**WORLD  
CURLING**

**Game Results**

Sheet	Team	LSFE	1	2	3	4	5	6	7	8	Extra Ends	Total
A	SLO - Slovenia		0	0	0	1	0	0	X	X		1
	FIN - Finland	*	1	4	3	0	1	1	X	X		10

SLO - Slovenia	
4 V	SEVER Eva
3 S	OMERZEL Alenka
2	KONOBELJ Helena
1	SINIGOJ Brigita
A	SLAMNIK Nina

FIN - Finland	
4 V	LINDSTROEM Janina
3 S	WICKSTROEM Mari
2	VIRTAALA Elina
1	LOUHIVUORI Riikka
A	-

Last Stone Draw		Distance
↻	OMERZEL Alenka	199.6cm
↻	KONOBELJ Helena	199.6cm
<b>Total</b>		<b>399.2cm</b>

Last Stone Draw		Distance
↻	LOUHIVUORI Riikka	34.5cm
↻	LINDSTROEM Janina	199.6cm
<b>Total</b>		<b>234.1cm</b>

**Note:**  
 Position and function for each team member:  
 4 = Fourth, 3 = Third, 2 = Second, 1 = Lead, A = Alternate, S = Skip, V = Vice-Skip

**Legend:**  
 ↻ Clockwise      ↻ Counter-clockwise      LSFE(\*) Last Stone First End  
 X Unplayed/unfinished end due to concession





SAT 25 APR 2026  
Start Time 19:30

Round Robin Session 4  
Group D - Sheet B



**Game Results**

Sheet	Team	LSFE	1	2	3	4	5	6	7	8	Extra Ends	Total
B	SUI - Switzerland		0	1	0	1	0	2	0	0		4
	GER - Germany	*	0	0	1	0	1	0	1	1	2	6

SUI - Switzerland	
4 S	STRAUSAK Nicole
3	DURTSCHI Karin
2	LUETHI Karin
1 V	BORN Sandra
A	-

GER - Germany	
4 S	BELKOFER-KROEHNERT Sabine
3	SCHWALLER Heike
2	REILLY Michaela
1 V	HALLER Christina
A	KNOBLOCH Martina

Last Stone Draw		Distance
↻	BORN Sandra	24.6cm
↻	STRAUSAK Nicole	155.1cm
<b>Total</b>		<b>179.7cm</b>

Last Stone Draw		Distance
↻	REILLY Michaela	42.4cm
↻	BELKOFER-KROEHNERT Sabine	97.8cm
<b>Total</b>		<b>140.2cm</b>

**Note:**  
Position and function for each team member:  
4 = Fourth, 3 = Third, 2 = Second, 1 = Lead, A = Alternate, S = Skip, V = Vice-Skip

**Legend:**  
↻ Clockwise      ↻ Counter-clockwise      **LSFE(\*)** Last Stone First End





SAT 25 APR 2026  
Start Time 19:30

Round Robin Session 4  
Group D - Sheet C



### Game Results

Sheet	Team	LSFE	1	2	3	4	5	6	7	8	Extra Ends	Total
C	ITA - Italy		1	0	1	0	1	0	0	X		3
	CZE - Czechia	*	0	1	0	5	0	1	1	X		8

ITA - Italy	
4 S	MACCHIATI Lucilla
3 V	DURANDO Cristina
2	FAURE ROLLAND Daniela
1	SACCA Valeria
A	PISTOLOZZI Barbara

CZE - Czechia	
4 S	BERANKOVA Jana
3 V	LOSTAKOVA Tereza
2	SIKYROVA Vlasta
1	POLIVKOVA Irena
A	-

Last Stone Draw		Distance
↻	SACCA Valeria	139.5cm
↺	MACCHIATI Lucilla	199.6cm
<b>Total</b>		<b>339.1cm</b>

Last Stone Draw		Distance
↻	BERANKOVA Jana	43.6cm
↺	LOSTAKOVA Tereza	199.6cm
<b>Total</b>		<b>243.2cm</b>

**Note:**  
Position and function for each team member:  
**4** = Fourth, **3** = Third, **2** = Second, **1** = Lead, **A** = Alternate, **S** = Skip, **V** = Vice-Skip

**Legend:**  
↻ Clockwise                                  ↺ Counter-clockwise                                  **LSFE(\*)** Last Stone First End  
X Unplayed/unfinished end due to concession



SAT 25 APR 2026

Start Time 19:30

Round Robin Session 4

Group A - Sheet D

**WORLD  
CURLING**

### Game Results

Sheet	Team	LSFE	1	2	3	4	5	6	7	8	Extra Ends	Total
D	SWE - Sweden	*	0	3	0	2	0	0	0	1		6
	PHI - Philippines		1	0	1	0	1	0	1	0		4

SWE - Sweden	
4 S	NORBERG Anette
3 V	LINDAHL Cathrine
2	BERGMAN Ulrika
1	LE MOINE Anna
A	-

PHI - Philippines	
4 S	MARIANO Sheila
3 V	DANGARAN Kirsten
2	McALISTER Cindy
1	BREWER Bernie
A	-

Last Stone Draw		Distance
↻	LE MOINE Anna	75.0cm
↻	BERGMAN Ulrika	5.2cm
<b>Total</b>		<b>80.2cm</b>

Last Stone Draw		Distance
↻	DANGARAN Kirsten	56.7cm
↻	McALISTER Cindy	85.3cm
<b>Total</b>		<b>142.0cm</b>

**Note:**  
Position and function for each team member:  
4 = Fourth, 3 = Third, 2 = Second, 1 = Lead, A = Alternate, S = Skip, V = Vice-Skip

**Legend:**  
↻ Clockwise      ↻ Counter-clockwise      **LSFE(\*)** Last Stone First End



SAT 25 APR 2026

Start Time 19:30

Round Robin Session 4

Group D - Sheet E

WORLD  
CURLING

## Game Results

Sheet	Team	LSFE	1	2	3	4	5	6	7	8	Extra Ends	Total
E	NZL - New Zealand		0	1	0	0	1	2	0	X		4
	IRL - Ireland	*	1	0	3	3	0	0	2	X		9

NZL - New Zealand		IRL - Ireland	
4 S	OLSZEWSKI Joanna	4 S	SINCLAIR Dale
3	THOMAS Sandra	3 V	GILLETT Bernie
2 V	MATTHEWS Elizabeth	2	CLANCY Nina
1	ANDERSON Merran	1	KERR Louise
A	FARRA Pauline	A	-

Last Stone Draw		Distance	Last Stone Draw		Distance
⌚	MATTHEWS Elizabeth	144.5cm	⌚	GILLETT Bernie	45.7cm
⌚	OLSZEWSKI Joanna	199.6cm	⌚	SINCLAIR Dale	104.1cm
<b>Total</b>		<b>344.1cm</b>	<b>Total</b>		<b>149.8cm</b>

<b>Note:</b>		
Position and function for each team member:		
4 = Fourth, 3 = Third, 2 = Second, 1 = Lead, A = Alternate, S = Skip, V = Vice-Skip		
<b>Legend:</b>		
⌚	Clockwise	⌚
		⌚
		⌚
		⌚
X	Unplayed/unfinished end due to concession	
<b>LSFE(*)</b> Last Stone First End		



SAT 25 APR 2026

Start Time 15:30

Round Robin Session 3

WORLD  
CURLING

## Session Results and Standings

Sheet	Team	LSD/LSFE	1	2	3	4	5	6	7	8	Extra Ends	Total
F	NOR - Norway	133.8cm *	0	4	0	1	3	1	2	X		11
	FRA - France	174.3cm	3	0	2	0	0	0	0	X		5

## Current Standings

Group A					Group B				
Rank	Team	Games	Wins	Losses	Rank	Team	Games	Wins	Losses
1	CAN - Canada	1	1	0	1	NOR - Norway	1	1	0
2	PHI - Philippines	1	0	1	1	SCO - Scotland	1	1	0
	FIN - Finland	0			1	USA - United States	1	1	0
	SLO - Slovenia	0			4	ENG - England	1	0	1
	SWE - Sweden	0			4	FRA - France	1	0	1
					4	KOR - Korea	1	0	1

Group C					Group D				
Rank	Team	Games	Wins	Losses	Rank	Team	Games	Wins	Losses
1	JPN - Japan	1	1	0		CZE - Czechia			
1	LTU - Lithuania	1	1	0		GER - Germany			
1	POL - Poland	1	1	0		IRL - Ireland			
4	AUS - Australia	1	0	1		ITA - Italy			
4	DEN - Denmark	1	0	1		NZL - New Zealand			
4	HUN - Hungary	1	0	1		SUI - Switzerland			

**Note:**  
Under World Curling rules, tie-breaking rules for standings are not applied until after the last game of the round robin.

**Legend:**  
LSD Last Stone Draw      LSFE(\*) Last Stone First End      X Unplayed/unfinished end due to concession


**ACE & Company World Senior Curling Championships 2026**

Curling Club Trois-Chêne, Geneva, Switzerland

**Women**


SAT 25 APR 2026

Start Time 15:30

**Round Robin Session 3**
**Group B - Sheet F**
**WORLD  
CURLING**
**Game Results**

Sheet	Team	LSFE	1	2	3	4	5	6	7	8	Extra Ends	Total
F	NOR - Norway	*	0	4	0	1	3	1	2	X		11
	FRA - France		3	0	2	0	0	0	0	X		5

NOR - Norway	
4 S	PETTERSEN Anniken
3 V	INGVALDSEN Elin
2	RUDEN Beate
1	BRENNA Grethe
A	-

FRA - France	
4 S	GERBAULET Francoise
3 V	LOBE THERIAS Cheryl
2	TALICHET Stephanie
1	BOULLEY DUPARC Roselyne
A	-

Last Stone Draw		Distance
↻	BRENNA Grethe	67.5cm
↻	PETTERSEN Anniken	66.3cm
<b>Total</b>		<b>133.8cm</b>

Last Stone Draw		Distance
↻	LOBE THERIAS Cheryl	118.0cm
↻	TALICHET Stephanie	56.3cm
<b>Total</b>		<b>174.3cm</b>

**Note:**  
Position and function for each team member:  
4 = Fourth, 3 = Third, 2 = Second, 1 = Lead, A = Alternate, S = Skip, V = Vice-Skip

**Legend:**  
 ↻ Clockwise    ↻ Counter-clockwise    LSFE(\*) Last Stone First End  
 X Unplayed/unfinished end due to concession





SAT 25 APR 2026

Start Time 9:00

Round Robin Session 2

Group B - Sheet A

Game Results

REVISED

27 APR 11:16

Sheet	Team	LSFE	1	2	3	4	5	6	7	8	Extra Ends	Total
A	USA - United States	*	2	0	3	0	0	0	3	X		8
	KOR - Korea		0	1	0	1	1	1	0	X		4

USA - United States	
4 V	O'LEARY Norma
3 S	SMITH Margie
2	KINNEY Shelly
1	KOSAL Shelly
A	-

KOR - Korea	
4 S	KIM Jaeil
3 V	JEON Nam Hui
2	SHIN Soyoung
1	KIM Eun Jung
A	RITTERLING Soojin Kim

Last Stone Draw		Distance
↻	KOSAL Shelly	199.6cm
↻	O'LEARY Norma	7.9cm
<b>Total</b>		<b>207.5cm</b>

Last Stone Draw		Distance
↻	KIM Jaeil	143.0cm
↻	SHIN Soyoung	104.8cm
<b>Total</b>		<b>247.8cm</b>

**Note:**  
Position and function for each team member:  
4 = Fourth, 3 = Third, 2 = Second, 1 = Lead, A = Alternate, S = Skip, V = Vice-Skip

**Legend:**  
↻ Clockwise      ↻ Counter-clockwise      LSFE(\*) Last Stone First End  
X Unplayed/unfinished end due to concession

**REVISED** USA: Last Stone Draw player assignment has been revised.



SAT 25 APR 2026

Start Time 9:00

Round Robin Session 2

Group C - Sheet B

WORLD  
CURLING

## Game Results

Sheet	Team	LSFE	1	2	3	4	5	6	7	8	Extra Ends	Total
B	DEN - Denmark		0	3	0	2	0	0	0	X		5
	LTU - Lithuania	*	2	0	1	0	4	4	3	X		14

## DEN - Denmark

4 S SCHACK Kamilla  
 3 V JENSEN Rikke  
 2 SCHURAD Wikie  
 1 HENNINGSEN Linette  
 A QVIST Trine

## LTU - Lithuania

4 V JANULEVICIUTE Lina  
 3 S VAICEKONYTE Asta  
 2 VALATKIENE Gaiva  
 1 JASAITIENE Rasa Veronika  
 A SULINSKIENE Jolanta

## Last Stone Draw

⌚ HENNINGSEN Linette  
 ⌚ SCHACK Kamilla

## Distance

104.2cm  
 199.6cm

## Total

303.8cm

## Last Stone Draw

⌚ JANULEVICIUTE Lina  
 ⌚ JASAITIENE Rasa Veronika

## Distance

66.1cm  
 47.5cm

## Total

113.6cm

## Note:

Position and function for each team member:

4 = Fourth, 3 = Third, 2 = Second, 1 = Lead, A = Alternate, S = Skip, V = Vice-Skip

## Legend:

⌚ Clockwise

⌚ Counter-clockwise

LSFE(\*) Last Stone First End

X Unplayed/unfinished end due to concession



SAT 25 APR 2026

Start Time 9:00

Round Robin Session 2

Group B - Sheet C



Game Results

Sheet	Team	LSFE	1	2	3	4	5	6	7	8	Extra Ends	Total
C	ENG - England	*	0	0	1	0	1	0	2	0		4
	SCO - Scotland		1	1	0	1	0	2	0	1		6

ENG - England	
4 S	MADONIA Colleen
3 V	MACFARLANE Sheilagh
2	WILCOX Angela
1	WILSON Janine
A	-

SCO - Scotland	
4 S	LOCKHART Jackie
3 V	MILNE Mairi
2	MILNE Claire
1	LOUDON Katie
A	-

Last Stone Draw		Distance
↻	WILSON Janine	118.7cm
↻	MADONIA Colleen	77.1cm
<b>Total</b>		<b>195.8cm</b>

Last Stone Draw		Distance
↻	LOUDON Katie	25.1cm
↻	LOCKHART Jackie	199.6cm
<b>Total</b>		<b>224.7cm</b>

**Note:**  
 Position and function for each team member:  
**4** = Fourth, **3** = Third, **2** = Second, **1** = Lead, **A** = Alternate, **S** = Skip, **V** = Vice-Skip

**Legend:**  
 ↻ Clockwise          ↻ Counter-clockwise          LSFE(\*) Last Stone First End



SAT 25 APR 2026

Start Time 9:00

Round Robin Session 2

Group C - Sheet D

WORLD  
CURLING

## Game Results

Sheet	Team	LSFE	1	2	3	4	5	6	7	8	Extra Ends	Total
D	POL - Poland	*	2	0	0	0	2	3	1	0		8
	HUN - Hungary		0	1	1	3	0	0	0	1		6

POL - Poland	
4 S	ERDMAN Joanna
3 V	PIETRUSZKA Monika
2	SZCZEPANIK Beata
1	DOBISZEWSKA Magdalena
A	BLOMBERG Joanna

HUN - Hungary	
4 V	PINTER Zsuzsanna
3	KISS Gyulane
2 S	SZARVAS Monika
1	SZABON Marta
A	-

Last Stone Draw		Distance
↻	ERDMAN Joanna	166.9cm
↻	DOBISZEWSKA Magdalena	98.1cm
<b>Total</b>		<b>265.0cm</b>

Last Stone Draw		Distance
↻	SZARVAS Monika	64.9cm
↻	PINTER Zsuzsanna	72.6cm
<b>Total</b>		<b>137.5cm</b>

HUN forfeited the last stone advantage in the first end - not enough people at the team meeting, rule C2(m).

**Note:**

Position and function for each team member:

4 = Fourth, 3 = Third, 2 = Second, 1 = Lead, A = Alternate, S = Skip, V = Vice-Skip

**Legend:**

↻ Clockwise

↻ Counter-clockwise

LSFE(\*) Last Stone First End



SAT 25 APR 2026  
Start Time 9:00

Round Robin Session 2  
Group C - Sheet E

### Game Results

Sheet	Team	LSFE	1	2	3	4	5	6	7	8	Extra Ends	Total
E	AUS - Australia		0	0	0	0	1	1	0	X		2
	JPN - Japan	*	0	0	2	0	0	0	3	X		5

AUS - Australia	
4 S	WILLIAMS Helen
3 V	HEWITT Lynn
2	IRVINE Kim
1	SWAN Carolyn
A	-

JPN - Japan	
4 S	TAKIMOTO Yuka
3 V	YOSHIMURA Miyako
2	TAKIZAWA Hiromi
1	HORIUCHI Tamami
A	UEHARA Makiko

Last Stone Draw		Distance
↻	SWAN Carolyn	158.5cm
↻	WILLIAMS Helen	140.1cm
<b>Total</b>		<b>298.6cm</b>

Last Stone Draw		Distance
↻	HORIUCHI Tamami	59.0cm
↻	YOSHIMURA Miyako	36.0cm
<b>Total</b>		<b>95.0cm</b>

**Note:**  
Position and function for each team member:  
4 = Fourth, 3 = Third, 2 = Second, 1 = Lead, A = Alternate, S = Skip, V = Vice-Skip

**Legend:**  
↻ Clockwise      ↻ Counter-clockwise      **LSFE(\*)** Last Stone First End  
X Unplayed/unfinished end due to concession



SAT 25 APR 2026  
Start Time 9:00

Round Robin Session 2  
Group A - Sheet F



### Game Results

Sheet	Team	LSFE	1	2	3	4	5	6	7	8	Extra Ends	Total
F	CAN - Canada	*	4	1	1	1	0	3	X	X		10
	PHI - Philippines		0	0	0	0	1	0	X	X		1

CAN - Canada	
4 S	MIDDAUGH Sherry
3 V	GRANT Karri-Lee
2	FOSTER Melissa
1	HOOPER PERROUD Jane
A	-

PHI - Philippines	
4 S	MARIANO Sheila
3 V	DANGARAN Kirsten
2	McALISTER Cindy
1	BREWER Bernie
A	-

Last Stone Draw		Distance
↻	GRANT Karri-Lee	20.7cm
↻	HOOPER PERROUD Jane	134.4cm
<b>Total</b>		<b>155.1cm</b>

Last Stone Draw		Distance
↻	MARIANO Sheila	199.6cm
↻	BREWER Bernie	199.6cm
<b>Total</b>		<b>399.2cm</b>

**Note:**  
Position and function for each team member:  
4 = Fourth, 3 = Third, 2 = Second, 1 = Lead, A = Alternate, S = Skip, V = Vice-Skip

**Legend:**  
↻ Clockwise                                      ↻ Counter-clockwise                                      LSFE(\*) Last Stone First End  
X Unplayed/unfinished end due to concession

## Entry List by Event

As of FRI 24 APR 2026

<b>AUS - Australia</b>		<b>Group C</b>
4 S	WILLIAMS Helen	R
3 V	HEWITT Lynn	R
2	IRVINE Kim	R
1	SWAN Carolyn	R
A	-	
C	WESTMAN Barry	
O	WESTMAN Shirley	
O	-	

<b>CAN - Canada</b>		<b>Group A</b>
4 S	MIDDAUGH Sherry	R
3 V	GRANT Karri-Lee	R
2	FOSTER Melissa	R
1	HOOPER PERROUD Jane	R
A	-	
C	MIDDAUGH Wayne	
O	-	
O	-	

<b>CZE - Czechia</b>		<b>Group D</b>
4 S	BERANKOVA Jana	R
3 V	LOSTAKOVA Tereza	L
2	SIKYROVA Vlasta	R
1	POLIVKOVA Irena	L
A	-	
C	POLIVKA Milan	
O	-	
O	-	

<b>DEN - Denmark</b>		<b>Group C</b>
4 S	SCHACK Kamilla	R
3 V	JENSEN Rikke	R
2	SCHURAD Wikie	R
1	HENNINGSEN Linette	R
A	QVIST Trine	R
C	SCHACK Signe	
O	-	
O	-	

<b>ENG - England</b>		<b>Group B</b>
4 S	MADONIA Colleen	R
3 V	MACFARLANE Sheilagh	R
2	WILCOX Angela	R
1	WILSON Janine	R
A	-	
C	MACFARLANE John (SCO)	
O	MADONIA Philip (CAN)	
O	WILCOX Steve	

<b>FIN - Finland</b>		<b>Group A</b>
4 V	LINDSTROEM Janina	R
3 S	WICKSTROEM Mari	R
2	VIRTAALA Elina	R
1	LOUHIVUORI Riikka	R
A	-	
C	GULKA Roger (SUI)	
O	-	
O	-	

<b>FRA - France</b>		<b>Group B</b>
4 S	GERBAULET Francoise	R
3 V	LOBE THERIAS Cheryl	R
2	TALICHET Stephanie	R
1	BOULLEY DUPARC Roselyne	R
A	-	
C	BOADA Dimitri (SUI)	
O	-	
O	-	

<b>GER - Germany</b>		<b>Group D</b>
4 S	BELKOFER-KROEHNERT Sabine	R
3	SCHWALLER Heike	R
2	REILLY Michaela	R
1 V	HALLER Christina	R
A	KNOBLOCH Martina	R
C	MAYR Bernhard	
O	KROEHNERT Stefan	
O	-	

<b>HUN - Hungary</b>		<b>Group C</b>
4 V	PINTER Zsuzsanna	R
3	KISS Gyulane	R
2 S	SZARVAS Monika	R
1	SZABON Marta	R
A	-	
C	SZARVAS Gabor	
O	-	
O	-	

<b>IRL - Ireland</b>		<b>Group D</b>
4 S	SINCLAIR Dale	R
3 V	GILLETT Bernie	R
2	CLANCY Nina	R
1	KERR Louise	L
A	-	
C	SINCLAIR Colin (CAN)	
2C	CALIC Betty (CAN)	
O	GILLETT Tom (CAN)	



## Entry List by Event

As of FRI 24 APR 2026

ITA - Italy		Group D
4 S	MACCHIATI Lucilla	R
3 V	DURANDO Cristina	R
2	FAURE ROLLAND Daniela	R
1	SACCA Valeria	R
A	PISTOLOZZI Barbara	R
C	-	
O	-	
O	-	

JPN - Japan		Group C
4 S	TAKIMOTO Yuka	R
3 V	YOSHIMURA Miyako	R
2	TAKIZAWA Hiromi	R
1	HORIUCHI Tamami	R
A	UEHARA Makiko	R
C	SONOYAMA Daisuke	
O	-	
O	-	

KOR - Korea		Group B
4 S	KIM Jaeil	R
3 V	JEON Nam Hui	R
2	SHIN Soyoung	R
1	KIM Eun Jung	R
A	RITTERLING Soojin Kim	R
C	JUNG Jaesuk	
2C	CHO Wonjoo	
O	-	

LTU - Lithuania		Group C
4 V	JANULEVICIUTE Lina	R
3 S	VAICEKONYTE Asta	R
2	VALATKIENE Gaiva	R
1	SULINSKIENE Jolanta	R
A	JASAITIENE Rasa Veronika	R
C	GULKA Allen (CAN)	
O	-	
O	-	

NOR - Norway		Group B
4 S	PETTERSEN Anniken	R
3 V	INGVALDSEN Elin	R
2	RUDEN Beate	R
1	BRENNA Grethe	R
A	-	
C	HAALIEN Ola	
O	-	
O	-	

NZL - New Zealand		Group D
4 S	OLSZEWSKI Joanna	R
3	THOMAS Sandra	R
2 V	MATTHEWS Elizabeth	R
1	ANDERSON Merran	R
A	FARRA Pauline	R
C	-	
O	-	
O	-	

PHI - Philippines		Group A
4 S	MARIANO Sheila	R
3 V	DANGARAN Kirsten	R
2	McALISTER Cindy	R
1	BREWER Bernie	R
A	-	
C	RONCAL Patrick (CAN)	
O	-	
O	-	

POL - Poland		Group C
4 S	ERDMAN Joanna	R
3 V	PIETRUSZKA Monika	R
2	SZCZEPANIK Beata	R
1	DOBISZEWSKA Magdalena	L
A	BLOMBERG Joanna	R
C	IDZIKOWSKI Piotr	
O	-	
O	-	

SCO - Scotland		Group B
4 S	LOCKHART Jackie	R
3 V	MILNE Mairi	R
2	MILNE Claire	R
1	LOUDON Katie	R
A	-	
C	-	
O	-	
O	-	

SLO - Slovenia		Group A
4 V	SEVER Eva	R
3 S	OMERZEL Alenka	R
2	KONOBELJ Helena	R
1	SINIGOJ Brigita	R
A	SLAMNIK Nina	R
C	-	
O	-	
O	-	



## Entry List by Event

As of FRI 24 APR 2026

SUI - Switzerland		Group D
4 S	STRAUSAK Nicole	R
3	DURTSCHI Karin	R
2	LUETHI Karin	L
1 V	BORN Sandra	R
A	-	
C	PESCIA Claudio	
O	-	
O	-	

USA - United States		Group B
4 V	O'LEARY Norma	R
3 S	SMITH Margie	R
2	KINNEY Shelly	R
1	KOSAL Shelly	L
A	-	
C	-	
O	-	
O	-	

SWE - Sweden		Group A
4 S	NORBERG Anette	R
3 V	LINDAHL Cathrine	R
2	BERGMAN Ulrika	R
1	LE MOINE Anna	R
A	-	
C	-	
O	-	
O	-	

**Note:**

Position and function for each team member:

4 = Fourth, 3 = Third, 2 = Second, 1 = Lead, A = Alternate, S = Skip, V = Vice-Skip

C = Coach, 2C = 2nd Team Coach, NC = National Coach, T = Translator, O = Team Official

**Legend:**

L Left-handed

R Right-handed



## Competition Officials

As of TUE 21 APR 2026

Function	Name	Organisation
<b>World Curling President:</b>	WELLING Beau	USA - United States
<b>World Curling Head of Competitions:</b>	ROETHLISBERGER Eeva	SUI - Switzerland
<b>World Curling Technical Delegate:</b>	SNITIL Jiri	CZE - Czechia
<b>Chief Umpire:</b>	IMLAY David	SCO - Scotland
<b>Deputy Chief Umpire:</b>	AUGUSTYNIAK Wojciech	POL - Poland
<b>Timing Supervisors:</b>	GIBB Kay RAMIREZ DE LA PISCINA Nagore	SCO - Scotland ESP - Spain
<b>Chief Ice Technician:</b>	KAPRALIK Patrik	SVK - Slovakia
<b>Deputy Chief Ice Technicians:</b>	CALLAN Mark	SCO - Scotland



## Competition Schedule

As of TUE 21 APR 2026

Date	Start Time	Session	Sheet A	Sheet B	Sheet C	Sheet D	Sheet E	Sheet F
FRI 24 APR	19:00	1	SWE - FRA	GER - CZE	AUS - FIN	WAL - AUT	DEN - ESP	NED - NZL
SAT 25 APR	9:00	2	usa - kor	den - ltu	eng - sco	pol - hun	aus - jpn	can - phi
	15:30	3	ISR - NOR	KOR - GRE	HUN - SVK	JPN - SUI	PHI - SCO	nor - fra
	19:30	4	slo - fin	sui - ger	ita - cze	swe - phi	nzl - irl	EST - BEL
SUN 26 APR	8:00	5	LAT - IRL	fra - eng	USA - POL	HKG - ITA	NGR - CAN	
	12:00	6	GER - NED	NZL - ESP	AUT - FRA	CZE - DEN	AUS - WAL	FIN - SWE
	16:00	7	SLO - NGR	ENG - HKG	nzl - ita	irl - ger	sui - cze	
	20:00	8	EST - SCO	SVK - PHI	KOR - JPN	GRE - NOR	HUN - BEL	ISR - SUI
MON 27 APR	8:00	9	DEN - NZL	AUT - FIN	ESP - GER	SWE - AUS	NED - CZE	WAL - FRA
	12:00	10	eng - nor	sco - kor	fra - usa	jpn - den	hun - ltu	aus - pol
	16:00	11	HKG - USA		ITA - ENG	CAN - SLO	fin - can	NGR - LAT
	20:00	12	ger - ita	slo - swe	irl - sui	ltu - aus		cze - nzl
TUE 28 APR	8:00	13	ENG - POL	CAN - LAT	phi - fin	nor - kor	SLO - IRL	ITA - USA
	12:00	14	SUI - KOR	HUN - EST	GRE - ISR	BEL - PHI	NOR - JPN	SCO - SVK
	16:00	15		nor - usa	jpn - pol	fra - sco	kor - eng	den - hun
	20:00	16	CZE - ESP	SWE - WAL	DEN - NED	NZL - GER	FRA - FIN	AUS - AUT
WED 29 APR	8:00	17		pol - den	ger - nzl	cze - irl		ita - sui
	12:00	18	swe - can		LAT - SLO	IRL - NGR	phi - slo	usa - sco
	16:00	19	JPN - GRE	BEL - SCO	SUI - NOR	KOR - ISR	SVK - EST	PHI - HUN
	20:00	20	kor - fra	ltu - jpn	aus - hun	usa - eng	sco - nor	POL - HKG
THU 30 APR	8:00	21	FIN - WAL	FRA - AUS	NZL - CZE	ESP - NED	AUT - SWE	GER - DEN
	12:00	22	hun - jpn	POL - ITA	IRL - CAN	USA - ENG	cze - ger	fin - swe
	16:00	23	BEL - SVK	ISR - JPN	PHI - EST	SCO - HUN	SUI - GRE	NOR - KOR
	20:00	24	ltu - pol	irl - ita	can - slo	nzl - sui	den - aus	
FRI 1 MAY	9:00	Men's Qualification Games						
	14:00	Women's Quarter-finals						
	19:00	Men's Quarter-finals						
SAT 2 MAY	9:00	Men's and Women's Semi-finals						
	14:00	Men's and Women's Finals						

**Note:**

For NOC codes, lowercase is used for Women, and uppercase is used for Men.  
First named team in each game plays red-handled stones and wears dark coloured upper playing garments.  
Please check online for more details and the latest updates.