



RESULTS SUMMARY



ACE & Company

World Senior Curling Championships 2026

Women

Geneva, Switzerland

24 April - 2 May 2026





SAT 2 MAY 2026

Medallists

Medal	Country	Name	Position - Function
GOLD	SCO - Scotland	LOCKHART Jackie	4 S
		MILNE Mairi	3
		MILNE Claire	2
		LOUDON Katie	1
SILVER	GER - Germany	BELKOFER-KROEHNERT Sabine	4 S
		SCHWALLER Heike	3
		REILLY Michaela	2
		HALLER Christina	1
		KNOBLOCH Martina	A
		MAYR Bernhard	C
BRONZE	CAN - Canada	MIDDAUGH Sherry	4 S
		GRANT Karri-Lee	3
		FOSTER Melissa	2
		HOOPER PERROUD Jane	1
		MIDDAUGH Wayne	C

Note:
Position and function for each team member:
4 = Fourth, 3 = Third, 2 = Second, 1 = Lead, A = Alternate, S = Skip, C = Coach



Final Standings

Rank	Team	Players	Position - Function	Group Rank	DSC
1	SCO - Scotland	LOCKHART Jackie	4 S		
		MILNE Mairi	3 V		
		MILNE Claire	2		
		LOUDON Katie	1		
		-	A		
		-	C		
2	GER - Germany	BELKOFER-KROEHNERT Sabine	4 S		
		SCHWALLER Heike	3		
		REILLY Michaela	2		
		HALLER Christina	1 V		
		KNOBLOCH Martina	A		
		MAYR Bernhard	C		
3	CAN - Canada	MIDDAUGH Sherry	4 S		
		GRANT Karri-Lee	3 V		
		FOSTER Melissa	2		
		HOOPER PERROUD Jane	1		
		-	A		
		MIDDAUGH Wayne	C		
4	USA - United States	O'LEARY Norma	4 V		
		SMITH Margie	3 S		
		KINNEY Shelly	2		
		KOSAL Shelly	1		
		-	A		
		-	C		
5	JPN - Japan	TAKIMOTO Yuka	4 S		
		YOSHIMURA Miyako	3 V		
		TAKIZAWA Hiromi	2		
		HORIUCHI Tamami	1		
		UEHARA Makiko	A		
		SONOYAMA Daisuke	C		
5	LTU - Lithuania	JANULEVICIUTE Lina	4 V		
		VAICEKONYTE Asta	3 S		
		VALATKIENE Gaiva	2		
		SULINSKIENE Jolanta	1		
		JASAITIENE Rasa Veronika	A		
		GULKA Allen	C		
5	SUI - Switzerland	STRAUSAK Nicole	4 S		
		DURTSCHI Karin	3		
		LUETHI Karin	2		
		BORN Sandra	1 V		
		-	A		
		PESCIA Claudio	C		



Final Standings

Rank	Team	Players	Position - Function	Group Rank	DSC
5	SWE - Sweden	NORBERG Anette	4 S		
		LINDAHL Cathrine	3 V		
		BERGMAN Ulrika	2		
		LE MOINE Anna	1		
		-	A		
		-	C		
9	IRL - Ireland	SINCLAIR Dale	4 S	D3	57.414 cm
		GILLETT Bernie	3 V		
		CLANCY Nina	2		
		KERR Louise	1		
		-	A		
		SINCLAIR Colin	C		
10	NOR - Norway	PETTERSEN Anniken	4 S	B3	65.200 cm
		INGVALDSEN Elin	3 V		
		RUDEEN Beate	2		
		BRENNA Grethe	1		
		-	A		
		HAALIEN Ola	C		
11	FIN - Finland	LINDSTROEM Janina	4 V	A3	75.114 cm
		WICKSTROEM Mari	3 S		
		VIRTAALA Elna	2		
		LOUHIVUORI Riikka	1		
		-	A		
		GULKA Roger	C		
12	AUS - Australia	WILLIAMS Helen	4 S	C3	125.771 cm
		HEWITT Lynn	3 V		
		IRVINE Kim	2		
		SWAN Carolyn	1		
		-	A		
		WESTMAN Barry	C		
13	ENG - England	MADONIA Colleen	4 S	B4	49.400 cm
		MACFARLANE Sheilagh	3 V		
		WILCOX Angela	2		
		WILSON Janine	1		
		-	A		
		MACFARLANE John	C		
14	CZE - Czechia	BERANKOVA Jana	4 S	D4	89.300 cm
		LOSTAKOVA Tereza	3 V		
		SIKYROVA Vlasta	2		
		POLIVKOVA Irena	1		
		-	A		
		POLIVKA Milan	C		



Final Standings

Rank	Team	Players	Position - Function	Group Rank	DSC
15	POL - Poland	ERDMAN Joanna	4 S	C4	91.929 cm
		PIETRUSZKA Monika	3 V		
		SZCZEPANIK Beata	2		
		DOBISZEWSKA Magdalena	1		
		BLOMBERG Joanna	A		
		IDZIKOWSKI Piotr	C		
16	PHI - Philippines	MARIANO Sheila	4 S	A4	102.900 cm
		DANGARAN Kirsten	3 V		
		McALISTER Cindy	2		
		BREWER Bernie	1		
		-	A		
		RONCAL Patrick	C		
17	HUN - Hungary	PINTER Zsuzsanna	4 V	C5	76.557 cm
		KISS Gyulane	3		
		SZARVAS Monika	2 S		
		SZABON Marta	1		
		-	A		
		SZARVAS Gabor	C		
18	FRA - France	GERBAULET Francoise	4 S	B5	99.714 cm
		LOBE THERIAS Cheryl	3 V		
		TALICHET Stephanie	2		
		BOULLEY DUPARC Roselyne	1		
		-	A		
		BOADA Dimitri	C		
19	ITA - Italy	MACCHIATI Lucilla	4 S	D5	137.457 cm
		DURANDO Cristina	3 V		
		FAURE ROLLAND Daniela	2		
		SACCA Valeria	1		
		PISTOLOZZI Barbara	A		
		-	C		
20	SLO - Slovenia	SEVER Eva	4 V	A5	156.000 cm
		OMERZEL Alenka	3 S		
		KONOBELJ Helena	2		
		SINIGOJ Brigita	1		
		SLAMNIK Nina	A		
		-	C		
21	KOR - Korea	KIM Jaeil	4 S	B6	86.657 cm
		JEON Nam Hui	3 V		
		SHIN Soyoungh	2		
		KIM Eun Jung	1		
		RITTERLING Soojin Kim	A		
		JUNG Jaesuk	C		



Final Standings

Rank	Team	Players	Position - Function	Group Rank	DSC
22	DEN - Denmark	SCHACK Kamilla	4 S	C6	123.057 cm
		JENSEN Rikke	3 V		
		SCHURAD Wikie	2		
		HENNINGSEN Linette	1		
		QVIST Trine	A		
		SCHACK Signe	C		
23	NZL - New Zealand	OLSZEWSKI Joanna	4 S	D6	130.071 cm
		THOMAS Sandra	3		
		MATTHEWS Elizabeth	2 V		
		ANDERSON Merran	1		
		FARRA Pauline	A		
		-	C		

Note:

Final standings are based on play-off results and group standings. Losers of the qualification are ranked based on merged group standings. The remaining teams are ranked according to their group rank and the Draw Shot Challenge (DSC).

Position and function for each team member:

4 = Fourth, **3** = Third, **2** = Second, **1** = Lead, **A** = Alternate, **S** = Skip, **V** = Vice-Skip, **C** = Coach



Competition Summary

Session	Date Time	Sheet A	Sheet B	Sheet C	Sheet D	Sheet E	Sheet F
Session 2	25 APR 9:00	USA 8-4 KOR	DEN 5-14 LTU	ENG 4-6 SCO	POL 8-6 HUN	AUS 2-5 JPN	CAN 10-1 PHI
Session 3	25 APR 15:30						NOR 11-5 FRA
Session 4	25 APR 19:30	SLO 1-10 FIN	SUI 4-6 ^{EE} GER	ITA 3-8 CZE	SWE 6-4 PHI	NZL 4-9 IRL	
Session 5	26 APR 8:00		FRA 2-6 ENG				
Session 7	26 APR 16:00			NZL 6-10 ITA	IRL 5-6 GER	SUI 10-1 CZE	
Session 10	27 APR 12:00	ENG 4-8 NOR	SCO 13-1 KOR	FRA 3-8 USA	JPN 11-2 DEN	HUN 4-8 LTU	AUS 6-4 POL
Session 11	27 APR 16:00					FIN 4-7 CAN	
Session 12	27 APR 20:00	GER 9-3 ITA	SLO 2-13 SWE	IRL 5-8 SUI	LTU 3-2 AUS		CZE 7-3 NZL
Session 13	28 APR 8:00			PHI 2-7 FIN	NOR 7-10 KOR		
Session 15	28 APR 16:00		NOR 4-12 USA	JPN 10-3 POL	FRA 0-12 SCO	KOR 5-9 ENG	DEN 5-7 HUN
Session 17	29 APR 8:00		POL 12-5 DEN	GER 11-3 NZL	CZE 7-13 IRL		ITA 1-12 SUI
Session 18	29 APR 12:00	SWE 4-7 CAN				PHI 6-4 SLO	USA 3-7 SCO
Session 20	29 APR 20:00	KOR 4-7 FRA	LTU 2-4 JPN	AUS 8-7 ^{EE} HUN	USA 8-3 ENG	SCO 11-1 NOR	
Session 22	30 APR 12:00	HUN 4-8 JPN				CZE 5-6 GER	FIN 3-7 SWE
Session 24	30 APR 20:00	LTU 8-4 POL	IRL 8-2 ITA	CAN 10-1 SLO	NZL 1-10 SUI	DEN 3-9 AUS	
Quarter-finals	1 MAY 14:00		CAN 8-1 LTU	GER 7-2 SWE	SUI 3-5 SCO	USA 6-5 JPN	
Semi-finals	2 MAY 9:00			USA 2-12 SCO	CAN 1-4 GER		
Finals	2 MAY 14:00		SCO 10-1 GER			USA 1-8 CAN	

Standings after Round Robin

Group A					Group B				
Rank	Team	Games	Wins	Losses	Rank	Team	Games	Wins	Losses
1	CAN - Canada	4	4	0 Q	1	SCO - Scotland	5	5	0 Q
2	SWE - Sweden	4	3	1 Q	2	USA - United States	5	4	1 Q
3	FIN - Finland	4	2	2	3	NOR - Norway	5	2	3 w1
4	PHI - Philippines	4	1	3	4	ENG - England	5	2	3 w0
5	SLO - Slovenia	4	0	4	5	FRA - France	5	1	4 w1
					6	KOR - Korea	5	1	4 w0
Group C					Group D				
Rank	Team	Games	Wins	Losses	Rank	Team	Games	Wins	Losses
1	JPN - Japan	5	5	0 Q	1	GER - Germany	5	5	0 Q
2	LTU - Lithuania	5	4	1 Q	2	SUI - Switzerland	5	4	1 Q
3	AUS - Australia	5	3	2	3	IRL - Ireland	5	3	2
4	POL - Poland	5	2	3	4	CZE - Czechia	5	2	3
5	HUN - Hungary	5	1	4	5	ITA - Italy	5	1	4
6	DEN - Denmark	5	0	5	6	NZL - New Zealand	5	0	5

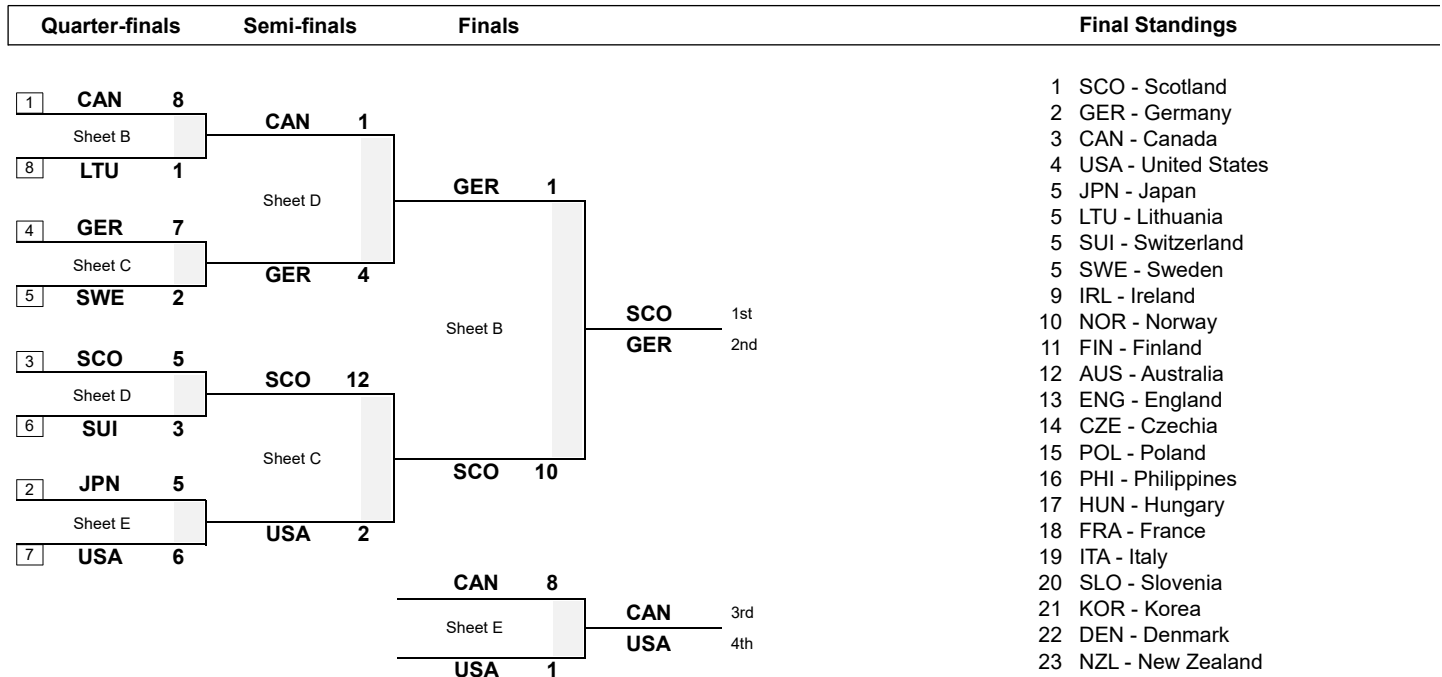


Competition Summary

Merged Group Standings

Rank	Team	Round Robin Results			Rank	Team	Round Robin Results		
		Group	Rank	DSC			Group	Rank	DSC
1	CAN - Canada	A	1	23.929cm	13	ENG - England	B	4	49.400cm
2	JPN - Japan	C	1	39.357cm	14	CZE - Czechia	D	4	89.300cm
3	SCO - Scotland	B	1	47.943cm	15	POL - Poland	C	4	91.929cm
4	GER - Germany	D	1	59.886cm	16	PHI - Philippines	A	4	102.900cm
5	SWE - Sweden	A	2	17.943cm	17	HUN - Hungary	C	5	76.557cm
6	SUI - Switzerland	D	2	57.743cm	18	FRA - France	B	5	99.714cm
7	USA - United States	B	2	85.071cm	19	ITA - Italy	D	5	137.457cm
8	LTU - Lithuania	C	2	89.429cm	20	SLO - Slovenia	A	5	156.000cm
9	IRL - Ireland	D	3	57.414cm	21	KOR - Korea	B	6	86.657cm
10	NOR - Norway	B	3	65.200cm	22	DEN - Denmark	C	6	123.057cm
11	FIN - Finland	A	3	75.114cm	23	NZL - New Zealand	D	6	130.071cm
12	AUS - Australia	C	3	125.771cm					

Play-offs Bracket



Legend:

EE Extra End

Q Qualified for the play-offs

wn Number of wins (n) against tied teams



SAT 2 MAY 2026

Start Time 14:00

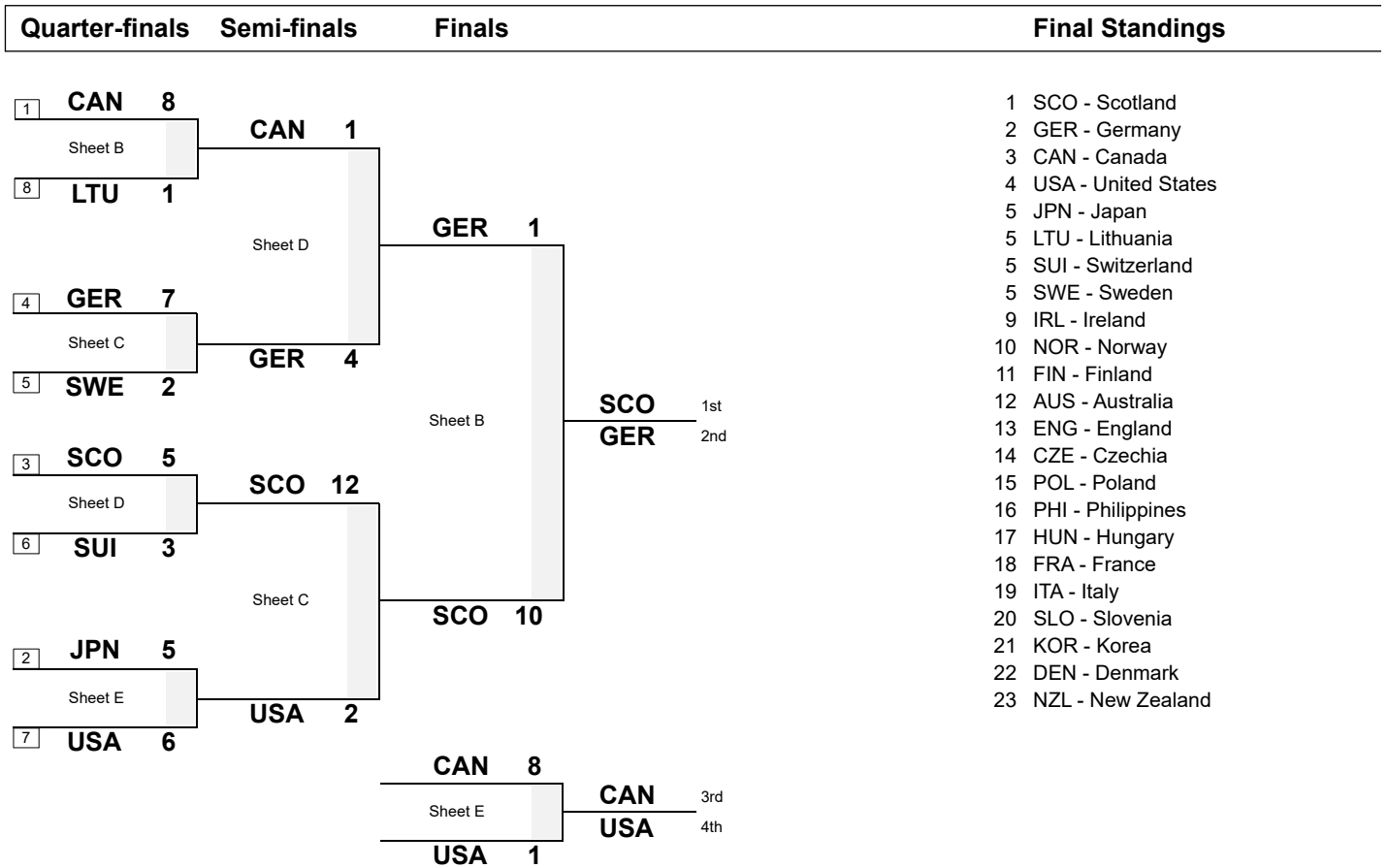
Finals



Session Results and Standings

Sheet	Team	LSD/LSFE	1	2	3	4	5	6	7	8	Extra Ends	Total
B	SCO - Scotland	26.5cm *	1	3	2	0	1	3	X	X		10
	GER - Germany	248.7cm	0	0	0	1	0	0	X	X		1
E	USA - United States		0	0	1	0	0	0	X	X		1
	CAN - Canada	*	1	3	0	0	3	1	X	X		8

Play-offs Bracket



Legend:
 LSD Last Stone Draw LSFE(*) Last Stone First End X Unplayed/unfinished end due to concession





SAT 2 MAY 2026

Start Time 9:00

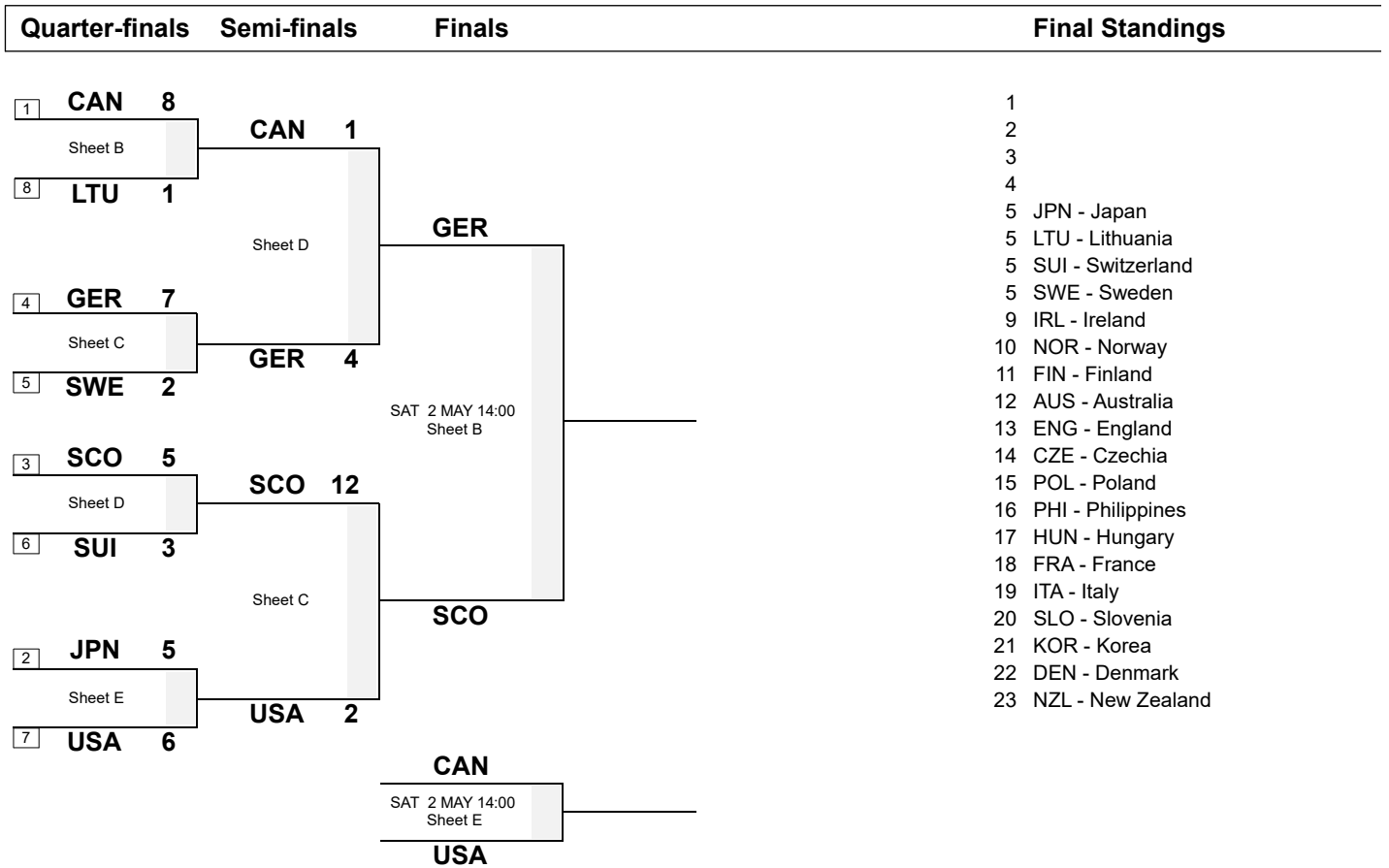
Semi-finals



Session Results and Standings

Sheet	Team	LSD/LSFE	1	2	3	4	5	6	7	8	Extra Ends	Total
C	USA - United States		0	0	2	0	0	0	X	X		2
	SCO - Scotland	*	1	3	0	2	2	4	X	X		12
D	CAN - Canada	32.4cm *	0	0	1	0	0	0	0	X		1
	GER - Germany	233.0cm	1	0	0	1	0	1	1	X		4

Play-offs Bracket



Legend:
LSD Last Stone Draw **LSFE(*)** Last Stone First End **X** Unplayed/unfinished end due to concession





FRI 1 MAY 2026
Start Time 14:00

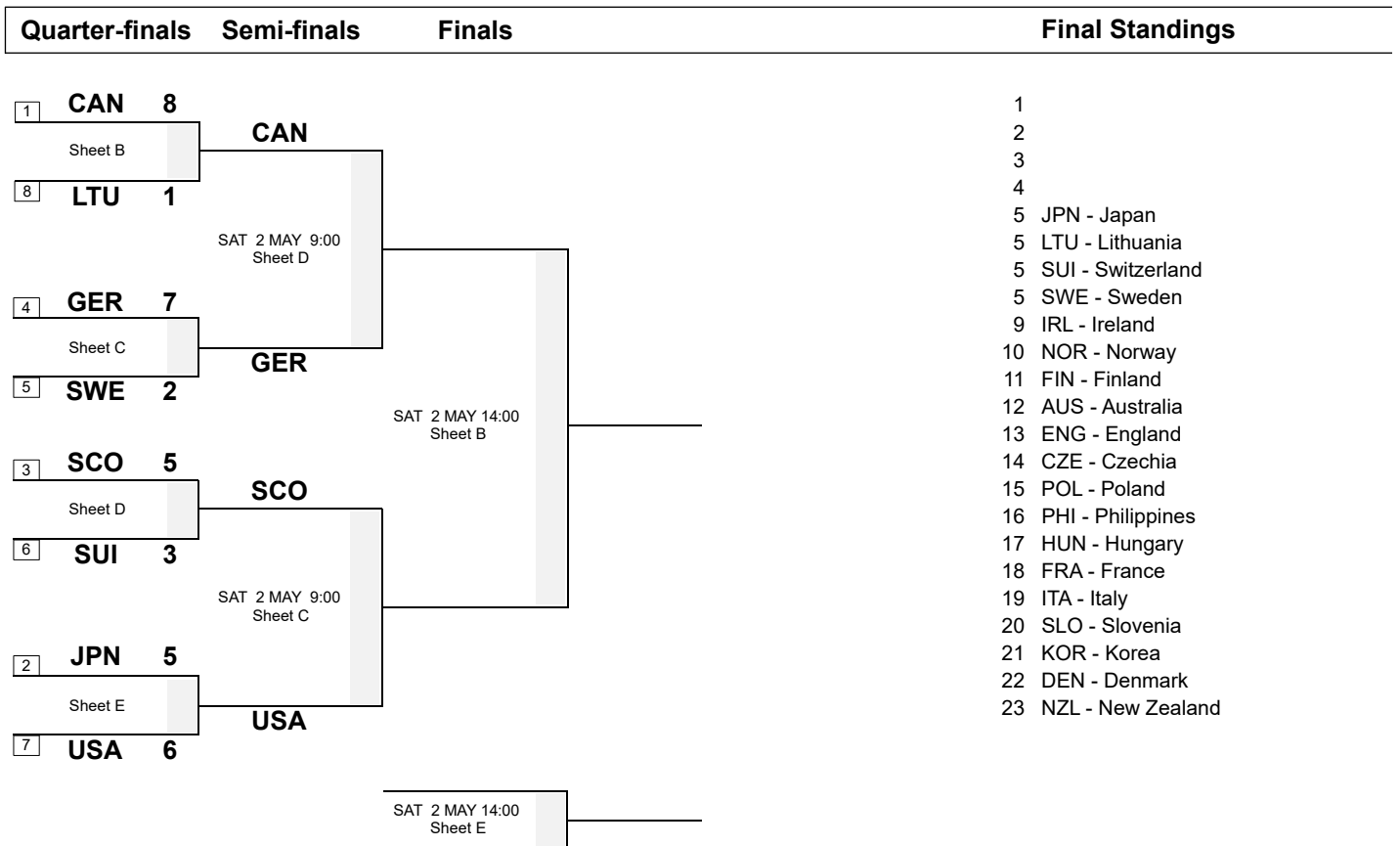
Quarter-finals



Session Results and Standings

Sheet	Team	LSFE	1	2	3	4	5	6	7	8	Extra Ends	Total
B	CAN - Canada	*	3	0	0	2	1	2	X	X		8
	LTU - Lithuania		0	0	1	0	0	0	X	X		1
C	GER - Germany	*	0	3	0	1	1	0	2	X		7
	SWE - Sweden		0	0	1	0	0	1	0	X		2
D	SUI - Switzerland		0	0	1	1	0	1	0	0		3
	SCO - Scotland	*	0	1	0	0	1	0	2	1		5
E	USA - United States		0	1	0	3	0	1	0	1		6
	JPN - Japan	*	0	0	3	0	1	0	1	0		5

Play-offs Bracket



Legend: LSFE(*) Last Stone First End X Unplayed/unfinished end due to concession





Competition Matrix

Group A

Team	CAN	FIN	PHI	SLO	SWE
CAN		7 - 4	10 - 1	10 - 1	7 - 4
FIN	4 - 7		7 - 2	10 - 1	3 - 7
PHI	1 - 10	2 - 7		6 - 4	4 - 6
SLO	1 - 10	1 - 10	4 - 6		2 - 13
SWE	4 - 7	7 - 3	6 - 4	13 - 2	

Standings after Round Robin

Rank	Team	Games	Wins	Losses	
1	CAN - Canada	4	4	0	Q
2	SWE - Sweden	4	3	1	Q
3	FIN - Finland	4	2	2	
4	PHI - Philippines	4	1	3	
5	SLO - Slovenia	4	0	4	

Group B

Team	ENG	FRA	KOR	NOR	SCO	USA
ENG		6 - 2	9 - 5	4 - 8	4 - 6	3 - 8
FRA	2 - 6		7 - 4	5 - 11	0 - 12	3 - 8
KOR	5 - 9	4 - 7		10 - 7	1 - 13	4 - 8
NOR	8 - 4	11 - 5	7 - 10		1 - 11	4 - 12
SCO	6 - 4	12 - 0	13 - 1	11 - 1		7 - 3
USA	8 - 3	8 - 3	8 - 4	12 - 4	3 - 7	

Standings after Round Robin

Rank	Team	Games	Wins	Losses	
1	SCO - Scotland	5	5	0	Q
2	USA - United States	5	4	1	Q
3	NOR - Norway	5	2	3	w1
4	ENG - England	5	2	3	w0
5	FRA - France	5	1	4	w1
6	KOR - Korea	5	1	4	w0

Competition Matrix

Group C

Team	AUS	DEN	HUN	JPN	LTU	POL
AUS		9 - 3	8 - 7	2 - 5	2 - 3	6 - 4
DEN	3 - 9		5 - 7	2 - 11	5 - 14	5 - 12
HUN	7 - 8	7 - 5		4 - 8	4 - 8	6 - 8
JPN	5 - 2	11 - 2	8 - 4		4 - 2	10 - 3
LTU	3 - 2	14 - 5	8 - 4	2 - 4		8 - 4
POL	4 - 6	12 - 5	8 - 6	3 - 10	4 - 8	

Standings after Round Robin

Rank	Team	Games	Wins	Losses	
1	JPN - Japan	5	5	0	Q
2	LTU - Lithuania	5	4	1	Q
3	AUS - Australia	5	3	2	
4	POL - Poland	5	2	3	
5	HUN - Hungary	5	1	4	
6	DEN - Denmark	5	0	5	

Group D

Team	CZE	GER	IRL	ITA	NZL	SUI
CZE		5 - 6	7 - 13	8 - 3	7 - 3	1 - 10
GER	6 - 5		6 - 5	9 - 3	11 - 3	6 - 4
IRL	13 - 7	5 - 6		8 - 2	9 - 4	5 - 8
ITA	3 - 8	3 - 9	2 - 8		10 - 6	1 - 12
NZL	3 - 7	3 - 11	4 - 9	6 - 10		1 - 10
SUI	10 - 1	4 - 6	8 - 5	12 - 1	10 - 1	

Standings after Round Robin

Rank	Team	Games	Wins	Losses	
1	GER - Germany	5	5	0	Q
2	SUI - Switzerland	5	4	1	Q
3	IRL - Ireland	5	3	2	
4	CZE - Czechia	5	2	3	
5	ITA - Italy	5	1	4	
6	NZL - New Zealand	5	0	5	

Legend:

Q Qualified for the play-offs

wn Number of wins (n) against tied teams



Draw Shot Challenge by Group

Group A		Stone Rotation	Last Stone Draw in each Round Robin Game				DSC
Rank	Team		1	2	3	4	
1	SWE - Sweden	↻	75.0	21.8	13.0	2.6	17.943cm
		↻	5.2	23.1	20.6	39.3	
2	CAN - Canada	↻	20.7	20.3	16.5	3.0	23.929cm
		↻	134.4	7.5	48.7	50.8	
3	FIN - Finland	↻	34.5	33.1	73.6	50.1	75.114cm
		↻	199.6	134.6	143.1	56.8	
4	PHI - Philippines	↻	199.6	56.7	44.3	85.9	102.900cm
		↻	199.6	85.3	199.6	48.9	
5	SLO - Slovenia	↻	199.6	111.4	153.3	199.6	156.000cm
		↻	199.6	92.0	136.5	199.6	

Group B		Stone Rotation	Last Stone Draw in each Round Robin Game					DSC
Rank	Team		1	2	3	4	5	
1	SCO - Scotland	↻	25.1	56.4	127.5	14.2	68.5	47.943cm
		↻	199.6	60.0	42.1	10.3	27.6	
2	ENG - England	↻	118.7	37.4	25.9	66.6	92.1	49.400cm
		↻	77.1	9.8	82.3	46.7	66.9	
3	NOR - Norway	↻	67.5	102.6	50.1	186.0	199.6	65.200cm
		↻	66.3	96.2	49.4	24.3	31.1	
4	USA - United States	↻	199.6	143.6	24.2	12.5	24.4	85.071cm
		↻	7.9	83.5	124.2	199.6	46.5	
5	KOR - Korea	↻	143.0	146.0	85.4	51.8	140.6	86.657cm
		↻	104.8	107.3	82.4	31.9	199.6	
6	FRA - France	↻	118.0	171.9	11.2	90.5	15.4	99.714cm
		↻	56.3	126.9	199.6	123.2	56.0	

Group C		Stone Rotation	Last Stone Draw in each Round Robin Game					DSC
Rank	Team		1	2	3	4	5	
1	JPN - Japan	↻	59.0	35.6	11.5	46.9	9.1	39.357cm
		↻	36.0	67.1	19.4	188.3	34.0	
2	HUN - Hungary	↻	64.9	22.8	156.2	45.3	28.8	76.557cm
		↻	72.6	144.2	29.9	158.7	155.7	
3	LTU - Lithuania	↻	66.1	31.5	199.6	114.3	28.0	89.429cm
		↻	47.5	69.4	97.6	199.6	46.0	
4	POL - Poland	↻	166.9	199.6	6.3	80.6	137.8	91.929cm
		↻	98.1	29.7	62.3	199.6	87.8	
5	DEN - Denmark	↻	104.2	154.3	92.8	199.6	161.7	123.057cm
		↻	199.6	34.7	76.2	199.6	69.5	
6	AUS - Australia	↻	158.5	19.1	118.0	137.5	108.4	125.771cm
		↻	140.1	107.6	199.6	199.6	6.8	



Draw Shot Challenge by Group

Group D		Stone Rotation	Last Stone Draw in each Round Robin Game					DSC
Rank	Team		1	2	3	4	5	
1	IRL - Ireland	↻	45.7	30.1	199.6	69.5	54.5	57.414cm
		↻	104.1	27.9	19.8	104.8	69.3	
2	SUI - Switzerland	↻	24.6	11.8	54.5	181.1	17.8	57.743cm
		↻	155.1	66.5	26.8	64.9	199.6	
3	GER - Germany	↻	42.4	104.6	199.6	21.8	42.3	59.886cm
		↻	97.8	9.0	108.2	35.4	36.6	
4	CZE - Czechia	↻	43.6	20.7	130.9	192.1	51.3	89.300cm
		↻	199.6	19.8	18.4	199.6	53.4	
5	NZL - New Zealand	↻	144.5	52.4	181.1	69.9	62.7	130.071cm
		↻	199.6	103.9	159.1	199.6	37.9	
6	ITA - Italy	↻	139.5	103.5	98.0	37.8	155.5	137.457cm
		↻	199.6	199.6	184.2	199.6	19.6	

Note:

The Draw Shot Challenge (DSC) is the average distance of all the individual Last Stone Draws (LSD), which were delivered by a team during the round robin. Since the groups are of differing sizes, to ensure the DSC is calculated the same way, only the LSDs from the first 'equal number' of games will be used. The single least favourable result will be eliminated before calculating the average distance. The team with the lesser DSC receives the higher ranking. If the DSCs are equal then the team with the best non-equal counting LSD receives the higher ranking. In the case where all counting LSDs are equal, the team ranked higher in the official World Curling World Ranking is ranked higher.

Legend:

↻ Clockwise

↻ Counter-clockwise

DSC Draw Shot Challenge

~~nnn.n~~ Eliminated Last Stone Draw



Scoring Analysis

Team	Games	LSFE	Stolen Ends	Last Stone Eff.	Force Eff.	Points Scored							Total	Plus / Minus
						0	1	2	3	4	>4			
SCO	For	4	15	73%	86%	0	14	3	5	1	2	49	+40	
	Against	1	1			0	7	1	0	0	0	9		
SUI	For	1	14	55%	75%	0	9	8	3	1	1	44	+30	
	Against	4	3			1	8	3	0	0	0	14		
JPN	For	5	6	53%	75%	4	7	4	5	2	0	38	+25	
	Against	0	3			1	9	2	0	0	0	13		
CAN	For	3	7	75%	88%	0	6	9	2	1	0	34	+24	
	Against	1	1			0	8	1	0	0	0	10		
GER	For	3	10	40%	50%	1	12	8	2	1	0	38	+18	
	Against	2	2			2	7	2	3	0	0	20		
USA	For	3	8	35%	44%	0	9	4	6	1	0	39	+18	
	Against	2	5			0	9	3	2	0	0	21		
LTU	For	4	5	47%	78%	2	4	7	3	2	0	35	+16	
	Against	1	6			4	12	2	1	0	0	19		
SWE	For	4	4	29%	56%	1	8	4	1	0	2	30	+14	
	Against	0	3			1	8	4	0	0	0	16		
IRL	For	4	6	53%	50%	1	6	6	6	1	0	40	+13	
	Against	1	4			0	7	7	2	0	0	27		
FIN	For	2	5	18%	70%	1	11	3	1	1	0	24	+7	
	Against	2	0			0	7	1	1	0	1	17		
AUS	For	2	6	38%	50%	3	9	6	2	0	0	27	+5	
	Against	3	2			4	8	4	2	0	0	22		
ENG	For	3	6	17%	58%	0	12	4	0	0	1	26	-3	
	Against	2	7			1	12	4	3	0	0	29		
POL	For	2	5	42%	62%	0	8	7	3	0	0	31	-4	
	Against	3	6			0	10	2	7	0	0	35		
CZE	For	3	5	32%	55%	1	7	5	2	0	1	28	-7	
	Against	2	9			0	10	6	3	1	0	35		
HUN	For	1	10	6%	15%	0	16	3	2	0	0	28	-9	
	Against	4	6			0	5	11	2	1	0	37		
NOR	For	2	7	26%	44%	0	7	2	4	2	0	31	-11	
	Against	3	11			0	9	4	4	2	1	42		
PHI	For	1	3	14%	40%	0	9	2	0	0	0	13	-14	
	Against	3	6			1	9	4	2	1	0	27		
KOR	For	1	6	12%	25%	1	13	2	1	1	0	24	-20	
	Against	4	6			0	7	2	6	1	2	44		
FRA	For	2	1	18%	75%	0	5	3	2	0	0	17	-24	
	Against	3	13			0	16	4	3	2	0	41		
ITA	For	2	2	15%	45%	0	8	1	1	0	1	19	-24	
	Against	3	11			0	10	8	2	0	2	43		



Scoring Analysis

Team	Games	LSFE	Stolen Ends	Last Stone Eff.	Force Eff.	Points Scored							Total	Plus / Minus
						0	1	2	3	4	>4			
NZL	For	2	3	10%	20%	0	8	3	1	0	0	17	-30	
	Against	3	11			0	8	5	5	2	1	47		
SLO	For	0	1	13%	44%	0	4	2	0	0	0	8	-31	
	Against	4	10			0	6	10	1	1	1	39		
DEN	For	1	1	29%	29%	0	6	4	2	0	0	20	-33	
	Against	4	10			0	6	10	5	3	0	53		
Total	55		136			15	198	100	54	14	8	660		

Note:

Stolen ends are the ends won without the last stone advantage.

Last Stone Efficiency: Scoring two or more points with last stone advantage.

Force Efficiency: Forcing the opponent team to score only one point when they have the last stone advantage.

Legend:

>4 More than four points scored

Eff. Efficiency

LSFE Last Stone First End



Summary of Big Ends

Points Scored	By	Against	Session	End	Game Result
6	ENG - England	KOR - Korea	15	5	9 : 5
6	ITA - Italy	NZL - New Zealand	7	2	10 : 6
6	SUI - Switzerland	ITA - Italy	17	6	12 : 1
6	SWE - Sweden	SLO - Slovenia	12	6	13 : 2
5	SCO - Scotland	NOR - Norway	20	6	11 : 1
5	SCO - Scotland	KOR - Korea	10	5	13 : 1
5	CZE - Czechia	ITA - Italy	4	4	8 : 3
5	SWE - Sweden	FIN - Finland	22	6	7 : 3
4	JPN - Japan	HUN - Hungary	22	7	8 : 4
4	JPN - Japan	DEN - Denmark	10	1	11 : 2
4	LTU - Lithuania	DEN - Denmark	2	6	14 : 5
4	LTU - Lithuania	DEN - Denmark	2	5	14 : 5
4	NOR - Norway	KOR - Korea	13	7	7 : 10
4	NOR - Norway	FRA - France	3	2	11 : 5
4	CAN - Canada	PHI - Philippines	2	1	10 : 1
4	FIN - Finland	SLO - Slovenia	4	2	10 : 1
4	GER - Germany	NZL - New Zealand	17	4	11 : 3
4	IRL - Ireland	CZE - Czechia	17	2	13 : 7
4	KOR - Korea	NOR - Norway	13	2	10 : 7
4	SCO - Scotland	FRA - France	15	3	12 : 0
4	SUI - Switzerland	NZL - New Zealand	24	5	10 : 1
4	USA - United States	NOR - Norway	15	5	12 : 4

Note:
Big ends are defined as ends with a score of four or more points.



THU 30 APR 2026

Start Time 20:00

Round Robin Session 24



Session Results and Standings

Sheet	Team	LSD/LSFE	1	2	3	4	5	6	7	8	Extra	Ends	Total
A	LTU - Lithuania	74.0cm *	3	0	3	0	0	2	0	X			8
	POL - Poland	225.6cm	0	1	0	1	1	0	1	X			4
B	IRL - Ireland	123.8cm *	2	0	3	1	2	0	X	X			8
	ITA - Italy	175.1cm	0	1	0	0	0	1	X	X			2
C	CAN - Canada	53.8cm *	2	2	2	2	0	2	X	X			10
	SLO - Slovenia	399.2cm	0	0	0	0	1	0	X	X			1
D	NZL - New Zealand	100.6cm *	0	0	1	0	0	0	X	X			1
	SUI - Switzerland	217.4cm	1	1	0	3	4	1	X	X			10
E	DEN - Denmark	231.2cm	0	0	2	0	0	1	0	X			3
	AUS - Australia	115.2cm *	1	2	0	2	2	0	2	X			9

Standings after Round Robin

Group A					Group B				
Rank	Team	Games	Wins	Losses	Rank	Team	Games	Wins	Losses
1	CAN - Canada	4	4	0 Q	1	SCO - Scotland	5	5	0 Q
2	SWE - Sweden	4	3	1 Q	2	USA - United States	5	4	1 Q
3	FIN - Finland	4	2	2	3	NOR - Norway	5	2	3 w1
4	PHI - Philippines	4	1	3	4	ENG - England	5	2	3 w0
5	SLO - Slovenia	4	0	4	5	FRA - France	5	1	4 w1
					6	KOR - Korea	5	1	4 w0
Group C					Group D				
Rank	Team	Games	Wins	Losses	Rank	Team	Games	Wins	Losses
1	JPN - Japan	5	5	0 Q	1	GER - Germany	5	5	0 Q
2	LTU - Lithuania	5	4	1 Q	2	SUI - Switzerland	5	4	1 Q
3	AUS - Australia	5	3	2	3	IRL - Ireland	5	3	2
4	POL - Poland	5	2	3	4	CZE - Czechia	5	2	3
5	HUN - Hungary	5	1	4	5	ITA - Italy	5	1	4
6	DEN - Denmark	5	0	5	6	NZL - New Zealand	5	0	5

Legend:	LSD Last Stone Draw	LSFE(*) Last Stone First End	Q Qualified for the play-offs
	wn Number of wins (n) against tied teams	X Unplayed/unfinished end due to concession	



MON 27 APR 2026

Start Time 12:00

Round Robin Session 10



Session Results and Standings

Sheet	Team	LSD/LSFE	1	2	3	4	5	6	7	8	Extra Ends	Total
A	ENG - England	108.2cm *	1	0	1	2	0	0	0	0		4
	NOR - Norway	198.8cm	0	3	0	0	1	1	2	1		8
B	SCO - Scotland	116.4cm *	3	1	3	0	5	1	X	X		13
	KOR - Korea	253.3cm	0	0	0	1	0	0	X	X		1
C	FRA - France	210.8cm *	0	0	0	1	0	2	0	X		3
	USA - United States	227.1cm	1	3	2	0	1	0	1	X		8
D	JPN - Japan	102.7cm *	4	3	1	0	3	0	X	X		11
	DEN - Denmark	189.0cm	0	0	0	1	0	1	X	X		2
E	HUN - Hungary	167.0cm	2	0	0	0	1	1	0	0		4
	LTU - Lithuania	100.9cm *	0	2	2	1	0	0	1	2		8
F	AUS - Australia	126.7cm *	1	3	0	1	1	0	0	X		6
	POL - Poland	229.3cm	0	0	2	0	0	1	1	X		4

Current Standings

Group A					Group B				
Rank	Team	Games	Wins	Losses	Rank	Team	Games	Wins	Losses
1	CAN - Canada	1	1	0	1	NOR - Norway	2	2	0
1	FIN - Finland	1	1	0	1	SCO - Scotland	2	2	0
1	SWE - Sweden	1	1	0	1	USA - United States	2	2	0
4	SLO - Slovenia	1	0	1	4	ENG - England	3	1	2
5	PHI - Philippines	2	0	2	5	KOR - Korea	2	0	2
					6	FRA - France	3	0	3
Group C					Group D				
Rank	Team	Games	Wins	Losses	Rank	Team	Games	Wins	Losses
1	JPN - Japan	2	2	0	1	GER - Germany	2	2	0
1	LTU - Lithuania	2	2	0	2	CZE - Czechia	2	1	1
3	AUS - Australia	2	1	1	2	IRL - Ireland	2	1	1
3	POL - Poland	2	1	1	2	ITA - Italy	2	1	1
5	DEN - Denmark	2	0	2	2	SUI - Switzerland	2	1	1
5	HUN - Hungary	2	0	2	6	NZL - New Zealand	2	0	2

Note:
Under World Curling rules, tie-breaking rules for standings are not applied until after the last game of the round robin.

Legend:
LSD Last Stone Draw **LSFE(*)** Last Stone First End **X** Unplayed/unfinished end due to concession



SUN 26 APR 2026

Start Time 16:00

Round Robin Session 7



Session Results and Standings

Sheet	Team	LSD/LSFE	1	2	3	4	5	6	7	8	Extra Ends	Total
C	NZL - New Zealand	156.3cm *	1	0	1	0	0	2	2	X		6
	ITA - Italy	303.1cm	0	6	0	3	1	0	0	X		10
D	IRL - Ireland	58.0cm *	0	1	0	0	3	0	1	0		5
	GER - Germany	113.6cm	1	0	2	0	0	2	0	1		6
E	SUI - Switzerland	78.3cm	2	0	2	3	1	2	X	X		10
	CZE - Czechia	40.5cm *	0	1	0	0	0	0	X	X		1

Current Standings

Group A					Group B				
Rank	Team	Games	Wins	Losses	Rank	Team	Games	Wins	Losses
1	CAN - Canada	1	1	0	1	NOR - Norway	1	1	0
1	FIN - Finland	1	1	0	1	SCO - Scotland	1	1	0
1	SWE - Sweden	1	1	0	1	USA - United States	1	1	0
4	SLO - Slovenia	1	0	1	4	ENG - England	2	1	1
5	PHI - Philippines	2	0	2	5	KOR - Korea	1	0	1
					6	FRA - France	2	0	2

Group C					Group D				
Rank	Team	Games	Wins	Losses	Rank	Team	Games	Wins	Losses
1	JPN - Japan	1	1	0	1	GER - Germany	2	2	0
1	LTU - Lithuania	1	1	0	2	CZE - Czechia	2	1	1
1	POL - Poland	1	1	0	2	IRL - Ireland	2	1	1
4	AUS - Australia	1	0	1	2	ITA - Italy	2	1	1
4	DEN - Denmark	1	0	1	2	SUI - Switzerland	2	1	1
4	HUN - Hungary	1	0	1	6	NZL - New Zealand	2	0	2

Note:
Under World Curling rules, tie-breaking rules for standings are not applied until after the last game of the round robin.

Legend:
LSD Last Stone Draw **LSFE(*)** Last Stone First End **X** Unplayed/unfinished end due to concession

Entry List by Event

As of FRI 24 APR 2026

AUS - Australia		Group C
4 S	WILLIAMS Helen	R
3 V	HEWITT Lynn	R
2	IRVINE Kim	R
1	SWAN Carolyn	R
A	-	
C	WESTMAN Barry	
O	WESTMAN Shirley	
O	-	

CAN - Canada		Group A
4 S	MIDDAUGH Sherry	R
3 V	GRANT Karri-Lee	R
2	FOSTER Melissa	R
1	HOOPER PERROUD Jane	R
A	-	
C	MIDDAUGH Wayne	
O	-	
O	-	

CZE - Czechia		Group D
4 S	BERANKOVA Jana	R
3 V	LOSTAKOVA Tereza	L
2	SIKYROVA Vlasta	R
1	POLIVKOVA Irena	L
A	-	
C	POLIVKA Milan	
O	-	
O	-	

DEN - Denmark		Group C
4 S	SCHACK Kamilla	R
3 V	JENSEN Rikke	R
2	SCHURAD Wikie	R
1	HENNINGSEN Linette	R
A	QVIST Trine	R
C	SCHACK Signe	
O	-	
O	-	

ENG - England		Group B
4 S	MADONIA Colleen	R
3 V	MACFARLANE Sheilagh	R
2	WILCOX Angela	R
1	WILSON Janine	R
A	-	
C	MACFARLANE John (SCO)	
O	MADONIA Philip (CAN)	
O	WILCOX Steve	

FIN - Finland		Group A
4 V	LINDSTROEM Janina	R
3 S	WICKSTROEM Mari	R
2	VIRTAALA Elina	R
1	LOUHIVUORI Riikka	R
A	-	
C	GULKA Roger (SUI)	
O	-	
O	-	

FRA - France		Group B
4 S	GERBAULET Francoise	R
3 V	LOBE THERIAS Cheryl	R
2	TALICHET Stephanie	R
1	BOULLEY DUPARC Roselyne	R
A	-	
C	BOADA Dimitri (SUI)	
O	-	
O	-	

GER - Germany		Group D
4 S	BELKOFER-KROEHNERT Sabine	R
3	SCHWALLER Heike	R
2	REILLY Michaela	R
1 V	HALLER Christina	R
A	KNOBLOCH Martina	R
C	MAYR Bernhard	
O	KROEHNERT Stefan	
O	-	

HUN - Hungary		Group C
4 V	PINTER Zsuzsanna	R
3	KISS Gyulane	R
2 S	SZARVAS Monika	R
1	SZABON Marta	R
A	-	
C	SZARVAS Gabor	
O	-	
O	-	

IRL - Ireland		Group D
4 S	SINCLAIR Dale	R
3 V	GILLETT Bernie	R
2	CLANCY Nina	R
1	KERR Louise	L
A	-	
C	SINCLAIR Colin (CAN)	
2C	CALIC Betty (CAN)	
O	GILLETT Tom (CAN)	



Entry List by Event

As of FRI 24 APR 2026

ITA - Italy		Group D
4 S	MACCHIATI Lucilla	R
3 V	DURANDO Cristina	R
2	FAURE ROLLAND Daniela	R
1	SACCA Valeria	R
A	PISTOLOZZI Barbara	R
C	-	
O	-	
O	-	

JPN - Japan		Group C
4 S	TAKIMOTO Yuka	R
3 V	YOSHIMURA Miyako	R
2	TAKIZAWA Hiromi	R
1	HORIUCHI Tamami	R
A	UEHARA Makiko	R
C	SONOYAMA Daisuke	
O	-	
O	-	

KOR - Korea		Group B
4 S	KIM Jaeil	R
3 V	JEON Nam Hui	R
2	SHIN Soyoung	R
1	KIM Eun Jung	R
A	RITTERLING Soojin Kim	R
C	JUNG Jaesuk	
2C	CHO Wonjoo	
O	-	

LTU - Lithuania		Group C
4 V	JANULEVICIUTE Lina	R
3 S	VAICEKONYTE Asta	R
2	VALATKIENE Gaiva	R
1	SULINSKIENE Jolanta	R
A	JASAITIENE Rasa Veronika	R
C	GULKA Allen (CAN)	
O	-	
O	-	

NOR - Norway		Group B
4 S	PETTERSEN Anniken	R
3 V	INGVALDSEN Elin	R
2	RUDEN Beate	R
1	BRENNA Grethe	R
A	-	
C	HAALIEN Ola	
O	-	
O	-	

NZL - New Zealand		Group D
4 S	OLSZEWSKI Joanna	R
3	THOMAS Sandra	R
2 V	MATTHEWS Elizabeth	R
1	ANDERSON Merran	R
A	FARRA Pauline	R
C	-	
O	-	
O	-	

PHI - Philippines		Group A
4 S	MARIANO Sheila	R
3 V	DANGARAN Kirsten	R
2	McALISTER Cindy	R
1	BREWER Bernie	R
A	-	
C	RONCAL Patrick (CAN)	
O	-	
O	-	

POL - Poland		Group C
4 S	ERDMAN Joanna	R
3 V	PIETRUSZKA Monika	R
2	SZCZEPANIK Beata	R
1	DOBISZEWSKA Magdalena	L
A	BLOMBERG Joanna	R
C	IDZIKOWSKI Piotr	
O	-	
O	-	

SCO - Scotland		Group B
4 S	LOCKHART Jackie	R
3 V	MILNE Mairi	R
2	MILNE Claire	R
1	LOUDON Katie	R
A	-	
C	-	
O	-	
O	-	

SLO - Slovenia		Group A
4 V	SEVER Eva	R
3 S	OMERZEL Alenka	R
2	KONOBELJ Helena	R
1	SINIGOJ Brigita	R
A	SLAMNIK Nina	R
C	-	
O	-	
O	-	



Entry List by Event

As of FRI 24 APR 2026

SUI - Switzerland		Group D
4 S	STRAUSAK Nicole	R
3	DURTSCHI Karin	R
2	LUETHI Karin	L
1 V	BORN Sandra	R
A	-	
C	PESCIA Claudio	
O	-	
O	-	

USA - United States		Group B
4 V	O'LEARY Norma	R
3 S	SMITH Margie	R
2	KINNEY Shelly	R
1	KOSAL Shelly	L
A	-	
C	-	
O	-	
O	-	

SWE - Sweden		Group A
4 S	NORBERG Anette	R
3 V	LINDAHL Cathrine	R
2	BERGMAN Ulrika	R
1	LE MOINE Anna	R
A	-	
C	-	
O	-	
O	-	

Note:

Position and function for each team member:

4 = Fourth, 3 = Third, 2 = Second, 1 = Lead, A = Alternate, S = Skip, V = Vice-Skip

C = Coach, 2C = 2nd Team Coach, NC = National Coach, T = Translator, O = Team Official

Legend:

L Left-handed

R Right-handed



Competition Officials

As of TUE 21 APR 2026

Function	Name	Organisation
World Curling President:	WELLING Beau	USA - United States
World Curling Head of Competitions:	ROETHLISBERGER Eeva	SUI - Switzerland
World Curling Technical Delegate:	SNITIL Jiri	CZE - Czechia
Chief Umpire:	IMLAY David	SCO - Scotland
Deputy Chief Umpire:	AUGUSTYNIAK Wojciech	POL - Poland
Timing Supervisors:	GIBB Kay RAMIREZ DE LA PISCINA Nagore	SCO - Scotland ESP - Spain
Chief Ice Technician:	KAPRALIK Patrik	SVK - Slovakia
Deputy Chief Ice Technicians:	CALLAN Mark	SCO - Scotland



Competition Schedule

As of TUE 21 APR 2026

Date	Start Time	Session	Sheet A	Sheet B	Sheet C	Sheet D	Sheet E	Sheet F
FRI 24 APR	19:00	1	SWE - FRA	GER - CZE	AUS - FIN	WAL - AUT	DEN - ESP	NED - NZL
SAT 25 APR	9:00	2	usa - kor	den - ltu	eng - sco	pol - hun	aus - jpn	can - phi
	15:30	3	ISR - NOR	KOR - GRE	HUN - SVK	JPN - SUI	PHI - SCO	nor - fra
	19:30	4	slo - fin	sui - ger	ita - cze	swe - phi	nzl - irl	EST - BEL
SUN 26 APR	8:00	5	LAT - IRL	fra - eng	USA - POL	HKG - ITA	NGR - CAN	
	12:00	6	GER - NED	NZL - ESP	AUT - FRA	CZE - DEN	AUS - WAL	FIN - SWE
	16:00	7	SLO - NGR	ENG - HKG	nzl - ita	irl - ger	sui - cze	
	20:00	8	EST - SCO	SVK - PHI	KOR - JPN	GRE - NOR	HUN - BEL	ISR - SUI
MON 27 APR	8:00	9	DEN - NZL	AUT - FIN	ESP - GER	SWE - AUS	NED - CZE	WAL - FRA
	12:00	10	eng - nor	sco - kor	fra - usa	jpn - den	hun - ltu	aus - pol
	16:00	11	HKG - USA		ITA - ENG	CAN - SLO	fin - can	NGR - LAT
	20:00	12	ger - ita	slo - swe	irl - sui	ltu - aus		cze - nzl
TUE 28 APR	8:00	13	ENG - POL	CAN - LAT	phi - fin	nor - kor	SLO - IRL	ITA - USA
	12:00	14	SUI - KOR	HUN - EST	GRE - ISR	BEL - PHI	NOR - JPN	SCO - SVK
	16:00	15		nor - usa	jpn - pol	fra - sco	kor - eng	den - hun
	20:00	16	CZE - ESP	SWE - WAL	DEN - NED	NZL - GER	FRA - FIN	AUS - AUT
WED 29 APR	8:00	17		pol - den	ger - nzl	cze - irl		ita - sui
	12:00	18	swe - can		LAT - SLO	IRL - NGR	phi - slo	usa - sco
	16:00	19	JPN - GRE	BEL - SCO	SUI - NOR	KOR - ISR	SVK - EST	PHI - HUN
	20:00	20	kor - fra	ltu - jpn	aus - hun	usa - eng	sco - nor	POL - HKG
THU 30 APR	8:00	21	FIN - WAL	FRA - AUS	NZL - CZE	ESP - NED	AUT - SWE	GER - DEN
	12:00	22	hun - jpn	POL - ITA	IRL - CAN	USA - ENG	cze - ger	fin - swe
	16:00	23	BEL - SVK	ISR - JPN	PHI - EST	SCO - HUN	SUI - GRE	NOR - KOR
	20:00	24	ltu - pol	irl - ita	can - slo	nzl - sui	den - aus	
FRI 1 MAY	9:00	Men's Qualification Games						
	14:00	Women's Quarter-finals						
	19:00	Men's Quarter-finals						
SAT 2 MAY	9:00	Men's and Women's Semi-finals						
	14:00	Men's and Women's Finals						

Note:

For NOC codes, lowercase is used for Women, and uppercase is used for Men.
First named team in each game plays red-handled stones and wears dark coloured upper playing garments.
Please check online for more details and the latest updates.