



FISU  
WORLD  
UNIVERSITY  
GAMES  
WINTER



**RESULTS BOOK**

# Curling

Version 1.0



**TORINO, ITALY**  
**13 - 23 JANUARY 2025**



**Medallists by Event**  
As of THU 23 JAN 2025 at 16:12

Event	Date	Medal	Name		Country Code	
Women	THU 23 JAN	GOLD	MIURA Yuina	4 S	JPN	
			TSURUGA Kohane	3		
			OGIHARA Eri	2		
				SUZUKI Rin	1	
				MATSUNAGA Ai	A	
		SILVER		KANG Bobae	4 S	KOR
				KIM Jisoo	3	
				SHIM Yujeong	2	
			KIM Minseo	1		
			JEONG Jaehee	A		
	BRONZE		GRAY-WITHERS Serena	4 S	CAN	
			CLIFFORD Catherine	3		
			CULLEN Brianna	2		
			CINNAMON Zoe	1		
			RICHARDS Gracelyn	A		
Men	THU 23 JAN	GOLD	HOESTMAELINGEN Lukas	4 S	NOR	
			BURAAS Grunde	3		
			LILLEBOE Magnus Lunde	2		
				NORDBYE Tinius Haslev	1	
		SILVER		HEBERT Caden	4 S	USA
				BESTLAND Jackson	3	
				ARMSTRONG Jackson	2	
			WENDTLAND Jack	1		
			KAUFFMAN Connor	A		
	BRONZE		ISELI Jan	4 S	SUI	
			WINZ Maximilian	3		
			HUERLIMANN Dean	2		
			FANCHINI Sandro	1		
Mixed Doubles	TUE 14 JAN	GOLD	MUNRO Robyn	F	GBR	
			CARSON Orrin	M		
		SILVER		SUTOR Kim	F	GER
				HARSCH Klaudius	M	
	BRONZE		ZHENG Jessica	F	CAN	
			PIETRANGELO Victor	M		

**NOTE**

Women, Men:

Position and function for each team member: **4** = Fourth, **3** = Third, **2** = Second, **1** = Lead, **A** = Alternate, **S** = Skip

Mixed Doubles:

Team members are identified as follows: **F** = Female, **M** = Male



THU 23 JAN 2025

## Medallists

Medal	Country	Name	Position - Function
GOLD	JPN - Japan	MIURA Yuina	4 S
		TSURUGA Kohane	3
		OGIHARA Eri	2
		SUZUKI Rin	1
		MATSUNAGA Ai	A
SILVER	KOR - Republic of Korea	KANG Bobae	4 S
		KIM Jisoo	3
		SHIM Yujeong	2
		KIM Minseo	1
		JEONG Jaehee	A
BRONZE	CAN - Canada	GRAY-WITHERS Serena	4 S
		CLIFFORD Catherine	3
		CULLEN Brianna	2
		CINNAMON Zoe	1
		RICHARDS Gracelyn	A

### NOTE

Position and function for each team member:

**4** = Fourth, **3** = Third, **2** = Second, **1** = Lead, **A** = Alternate, **S** = Skip

CURWTEAM4-----\_92B 2.0

Report Created THU 23 JAN 2025 12:27

Page 1/1

Data processing and timing by Microplus – [www.microplustiming.com](http://www.microplustiming.com)

Comitato Organizzatore



Evento organizzato con il supporto di



Con il patrocinio di



Main Sponsor



Official Sponsor



FISU Partner



Official Provider of Timing and Scoring



Media Partner



Assicurazioni



## Final Standings

Rank	Team	Players	Position - Function
1	JPN - Japan	MIURA Yuina	4 S
		TSURUGA Kohane	3 V
		OGIHARA Eri	2
		SUZUKI Rin	1
		MATSUNAGA Ai	A
2	KOR - Republic of Korea	KANG Bobae	4 S
		KIM Jisoo	3
		SHIM Yujeong	2
		KIM Minseo	1 V
		JEONG Jaehee	A
3	CAN - Canada	GRAY-WITHERS Serena	4 S
		CLIFFORD Catherine	3 V
		CULLEN Brianna	2
		CINNAMON Zoe	1
		RICHARDS Gracelyn	A
4	NOR - Norway	BJOERNSTAD Torild	4 S
		OESTGAARD Nora	3
		FORBREGD Ingeborg	2
		MESLOE Eirin	1 V
		-	A
5	CHN - China	PEI Junhang	4 S
		YIN Ziyi	3 V
		YE Zixuan	2
		TAN Siting	1
		QU Ruoxuan	A
6	SWE - Sweden	DRYBURGH Moa	4 S
		OREFJORD Thea	3 V
		TJAERNLUND Moa	2
		NILSSON Moa	1
		-	A
7	GBR - United Kingdom	WATT Laura	4 S
		DAVIE Lisa	3 V
		WILKIE-MILNE Holly	2
		MITCHELL Amy	1
		DAVIDSON Cara	A
8	ITA - Italy	GILBERTI Camilla	4 S
		GRANDE Lucrezia	3 V
		ZAMBELLI Giada	2
		SCALESE Rachele	1
		-	A
9	USA - United States of America	McDONALD Andie	4 S
		THURSTON Teagan	3 V
		LIN Abby	2
		SAMARZJA Riley	1
		NEILL Addison	A



## Final Standings

Rank	Team	Players	Position - Function
10	POL - Poland	DYDERSKA Julia JAWIEN Julia FRYSZ Paulina SZYMANOWSKA Martyna DZIEWIRZ Marlena	4 S 3 V 2 1 A

### NOTE

Position and function for each team member:

**4** = Fourth, **3** = Third, **2** = Second, **1** = Lead, **A** = Alternate, **S** = Skip, **V** = Vice-Skip



### Competition Summary

Session	Date	Time	Sheet A	Sheet B	Sheet C	Sheet D	Sheet E	
Session 1	16 JAN	9:00	POL 1 - 9	CAN USA 6 - 5	CHN NOR 2 - 10	JPN GBR 3 - 6	KOR ITA 4 - 8	SWE
Session 2	16 JAN	19:00	CHN 8 - 7	GBR CAN 7 - 4	KOR ITA 7 - 5	POL SWE 1 - 9	JPN USA 1 - 8	NOR
Session 3	17 JAN	12:00	JPN 12 - 3	USA POL 7 - 9	SWE CAN 11 - 1	GBR NOR 11 - 1	ITA CHN 4 - 5	KOR
Session 4	17 JAN	20:00	KOR 12 - 3	ITA NOR 6 - 3	GBR SWE 5 - 7	CHN JPN 12 - 3	POL CAN 8 - 4	USA
Session 5	18 JAN	14:00	NOR 3 - 4 <sup>EE</sup>	CHN ITA 3 - 8	CAN POL 3 - 12	KOR USA 3 - 12	SWE GBR 6 - 3	JPN
Session 6	19 JAN	8:00	ITA 4 - 9	JPN CHN 8 - 2	POL GBR 8 - 4	USA KOR 5 - 4	NOR SWE 2 - 5	CAN
Session 7	19 JAN	16:00	USA 4 - 6	KOR SWE 7 - 8	NOR JPN 6 - 5	CAN ITA 1 - 8	CHN POL 4 - 7	GBR
Session 8	20 JAN	9:00	CAN 3 - 5	NOR GBR 5 - 2	ITA KOR 7 - 5	SWE POL 7 - 8 <sup>EE</sup>	USA JPN 6 - 4	CHN
Session 9	20 JAN	19:00	GBR 6 - 9	SWE KOR 4 - 2	JPN USA 5 - 10	ITA CHN 3 - 6	CAN NOR 8 - 2	POL
Semi-final 1	21 JAN	16:00			KOR 6 - 4	NOR		
Semi-final 2	21 JAN	20:00			JPN 6 - 5	CAN		
Bronze Medal	22 JAN	14:00			NOR 3 - 7	CAN		
Gold Medal	23 JAN	10:00			KOR 5 - 7 <sup>EE</sup>	JPN		

### Standings after Round Robin

Rank	Team	Games	Wins	Losses	
1	KOR - Republic of Korea	9	8	1	Q
2	JPN - Japan	9	7	2	Q w1
3	CAN - Canada	9	7	2	Q w0
4	NOR - Norway	9	6	3	Q
5	CHN - China	9	5	4	
6	SWE - Sweden	9	4	5	w1
7	GBR - United Kingdom	9	4	5	w0
8	ITA - Italy	9	2	7	w1
9	USA - United States of America	9	2	7	w0
10	POL - Poland	9	0	9	

### Play-offs Bracket

Semi-finals	Finals	Final Standings
<p>1 KOR 6</p> <p>Sheet C</p> <p>4 NOR 4</p> <p>2 JPN 6</p> <p>Sheet C</p> <p>3 CAN 5</p>	<p>KOR 5</p> <p>Sheet C</p> <p>JPN 7</p> <p>NOR 3</p> <p>Sheet C</p> <p>CAN 7</p>	<p>1 JPN - Japan</p> <p>2 KOR - Republic of Korea</p> <p>3 CAN - Canada</p> <p>4 NOR - Norway</p> <p>5 CHN - China</p> <p>6 SWE - Sweden</p> <p>7 GBR - United Kingdom</p> <p>8 ITA - Italy</p> <p>9 USA - United States of America</p> <p>10 POL - Poland</p>
	<p>JPN 1st</p> <p>KOR 2nd</p> <p>CAN 3rd</p> <p>NOR 4th</p>	



## Competition Summary

**LEGEND**

**EE** Extra End

**Q** Qualified for the play-offs

**wn** Number of wins (n) against tied teams

CURWTEAM4-----\_76A 13.0

Report Created THU 23 JAN 2025 12:29

Page 2/2

Data processing and timing by Microplus – [www.microplustiming.com](http://www.microplustiming.com)

Comitato Organizzatore



Evento organizzato con il supporto di



Con il patrocinio di



Main Sponsor



Official Sponsor



FISU Partner



Official Provider of Timing and Scoring



Media Partner



Assicurazioni



### Scoring Analysis

Team	Games	LSFE	Stolen Ends	Last Stone Eff.	Force Eff.	Points Scored							Total	Plus / Minus
						0	1	2	3	4	>4			
JPN	For	7	15	46%	63%	4	18	16	5	3	1	82	+40	
	Against	4	7			1	21	9	1	0	0	42		
CAN	For	7	13	53%	68%	1	23	13	7	1	0	74	+36	
	Against	4	1			6	20	9	0	0	0	38		
KOR	For	7	15	47%	60%	5	21	10	6	2	1	72	+26	
	Against	4	7			6	19	12	1	0	0	46		
NOR	For	6	8	42%	69%	7	18	11	2	4	0	62	+13	
	Against	5	9			4	24	8	3	0	0	49		
CHN	For	4	13	21%	78%	1	23	6	4	1	0	51	+10	
	Against	5	7			3	22	5	3	0	0	41		
SWE	For	6	7	36%	33%	2	15	12	2	2	1	58	+2	
	Against	3	11			0	15	10	7	0	0	56		
GBR	For	5	8	29%	55%	3	15	11	3	0	0	46	-7	
	Against	4	13			1	21	7	3	1	1	53		
ITA	For	0	7	23%	35%	0	15	4	4	0	0	35	-36	
	Against	9	15			2	16	8	5	6	0	71		
USA	For	3	8	23%	25%	1	21	5	1	1	0	38	-38	
	Against	6	11			2	12	11	7	4	1	76		
POL	For	4	4	17%	19%	2	14	5	2	1	0	34	-46	
	Against	5	17			1	13	14	6	4	1	80		
Total	49		98			26	183	93	36	15	3	552		

**NOTE**

Stolen ends are the ends won without the last stone advantage.  
 Last Stone Efficiency: Scoring two or more points with last stone advantage.  
 Force Efficiency: Forcing the opponent team to score only one point when they have the last stone advantage.

**LEGEND**

>4 More than four points scored      Eff. Efficiency      LSFE Last Stone First End





### Summary of Big Ends

Points Scored	By	Against	Session	End	Game Result
5	JPN - Japan	USA - United States of America	3	7	12 : 3
5	KOR - Republic of Korea	POL - Poland	5	1	12 : 3
5	SWE - Sweden	GBR - United Kingdom	9	5	9 : 6
4	NOR - Norway	POL - Poland	9	4	8 : 2
4	NOR - Norway	POL - Poland	9	2	8 : 2
4	NOR - Norway	ITA - Italy	3	6	11 : 1
4	NOR - Norway	ITA - Italy	3	2	11 : 1
4	JPN - Japan	POL - Poland	4	4	12 : 3
4	JPN - Japan	POL - Poland	4	1	12 : 3
4	JPN - Japan	USA - United States of America	3	1	12 : 3
4	KOR - Republic of Korea	ITA - Italy	4	5	12 : 3
4	KOR - Republic of Korea	ITA - Italy	4	2	12 : 3
4	SWE - Sweden	USA - United States of America	5	6	12 : 3
4	SWE - Sweden	USA - United States of America	5	1	12 : 3
4	CAN - Canada	GBR - United Kingdom	3	1	11 : 1
4	CHN - China	ITA - Italy	7	4	8 : 1
4	POL - Poland	USA - United States of America	8	3	7 : 8
4	USA - United States of America	ITA - Italy	9	4	5 : 10

**NOTE**

Big ends are defined as ends with a score of four or more points.

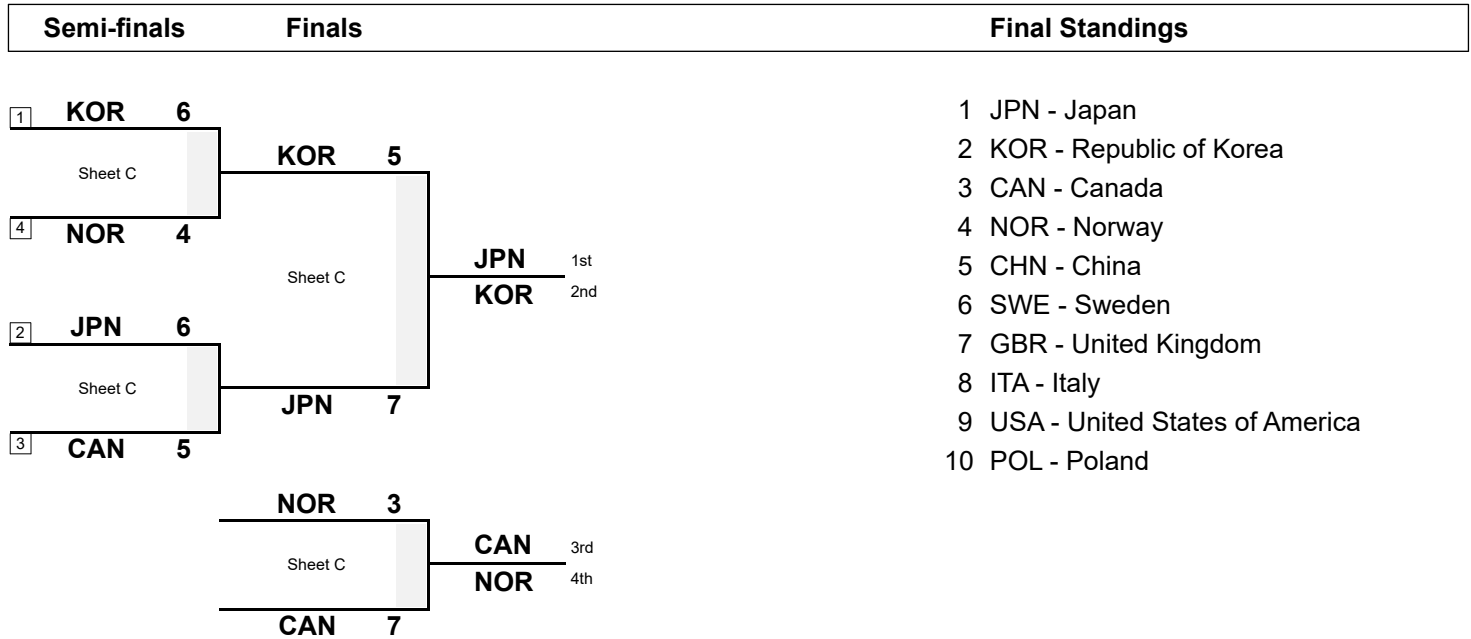


THU 23 JAN 2025  
Start Time 10:00

### Session Results and Standings

Sheet	Team	LSFE	1	2	3	4	5	6	7	8	Extra Ends	Total
C	KOR - Republic of Korea	*	0	0	2	1	0	1	0	1	0	5
	JPN - Japan		0	2	0	0	1	0	2	0	2	7

### Play-offs Bracket



**LEGEND**  
LSFE(\*) Last Stone First End



THU 23 JAN 2025  
Start Time 10:00

**Game Results**

Sheet	Team	LSFE	1	2	3	4	5	6	7	8	Extra	Ends	Total
C	KOR - Republic of Korea	*	0	0	2	1	0	1	0	1	0		5
	JPN - Japan		0	2	0	0	1	0	2	0	2		7

KOR - Republic of Korea		Shot Success Game
4 S	KANG Bobae	79 %
3	KIM Jisoo	90 %
2	SHIM Yujeong	83 %
1 V	KIM Minseo	94 %
A	JEONG Jaehee	-
Team Total		87 %

JPN - Japan		Shot Success Game
4 S	MIURA Yuina	94 %
3 V	TSURUGA Kohane	85 %
2	OGIHARA Eri	88 %
1	MATSUNAGA Ai	88 %
A	SUZUKI Rin	-
Team Total		89 %

Time remaining: 1 minute 39 seconds  
2 minutes 3 seconds (after extra end)

Time remaining: 4 minutes 37 seconds  
2 minutes 17 seconds (after extra end)

Time-out: End 9 - KOR stone 8

Time-out: End 8 - JPN stone 7; End 9 - JPN stone 7

**Shot Success Analysis**

KOR - Republic of Korea		↻	↺	Game	
4	KANG Bobae	Draws	4 88%	5 75%	9 81%
		Take-outs	2 25%	7 93%	9 78%
		Total	6 67%	12 85%	18 79%
3	KIM Jisoo	Draws	6 92%	3 83%	9 89%
		Take-outs	4 81%	5 100%	9 92%
		Total	10 88%	8 94%	18 90%
2	SHIM Yujeong	Draws	4 75%	5 60%	9 67%
		Take-outs	5 100%	4 100%	9 100%
		Total	9 89%	9 78%	18 83%
1	KIM Minseo	Draws	3 75%	12 98%	15 93%
		Take-outs	0 -	3 100%	3 100%
		Total	3 75%	15 98%	18 94%
A	JEONG Jaehee	Draws	0 -	0 -	0 -
		Take-outs	0 -	0 -	0 -
		Total	0 -	0 -	0 -
Team		Draws	17 84%	25 84%	42 84%
		Take-outs	11 80%	19 97%	30 91%
		Total	28 82%	44 90%	72 87%

JPN - Japan		↻	↺	Game	
4	MIURA Yuina	Draws	7 96%	2 100%	9 97%
		Take-outs	1 75%	8 94%	9 92%
		Total	8 94%	10 95%	18 94%
3	TSURUGA Kohane	Draws	1 100%	4 94%	5 95%
		Take-outs	5 70%	8 88%	13 81%
		Total	6 75%	12 90%	18 85%
2	OGIHARA Eri	Draws	2 38%	3 83%	5 65%
		Take-outs	3 100%	10 95%	13 96%
		Total	5 75%	13 92%	18 88%
1	MATSUNAGA Ai	Draws	10 93%	6 83%	16 89%
		Take-outs	0 -	2 75%	2 75%
		Total	10 93%	8 81%	18 88%
A	SUZUKI Rin	Draws	0 -	0 -	0 -
		Take-outs	0 -	0 -	0 -
		Total	0 -	0 -	0 -
Team		Draws	20 89%	15 88%	35 89%
		Take-outs	9 81%	28 91%	37 89%
		Total	29 86%	43 90%	72 89%

**NOTE**

Position and function for each team member:  
4 = Fourth, 3 = Third, 2 = Second, 1 = Lead, A = Alternate, S = Skip, V = Vice-Skip

**LEGEND**

↻ Clockwise      ↺ Counter-clockwise      LSFE(\*) Last Stone First End

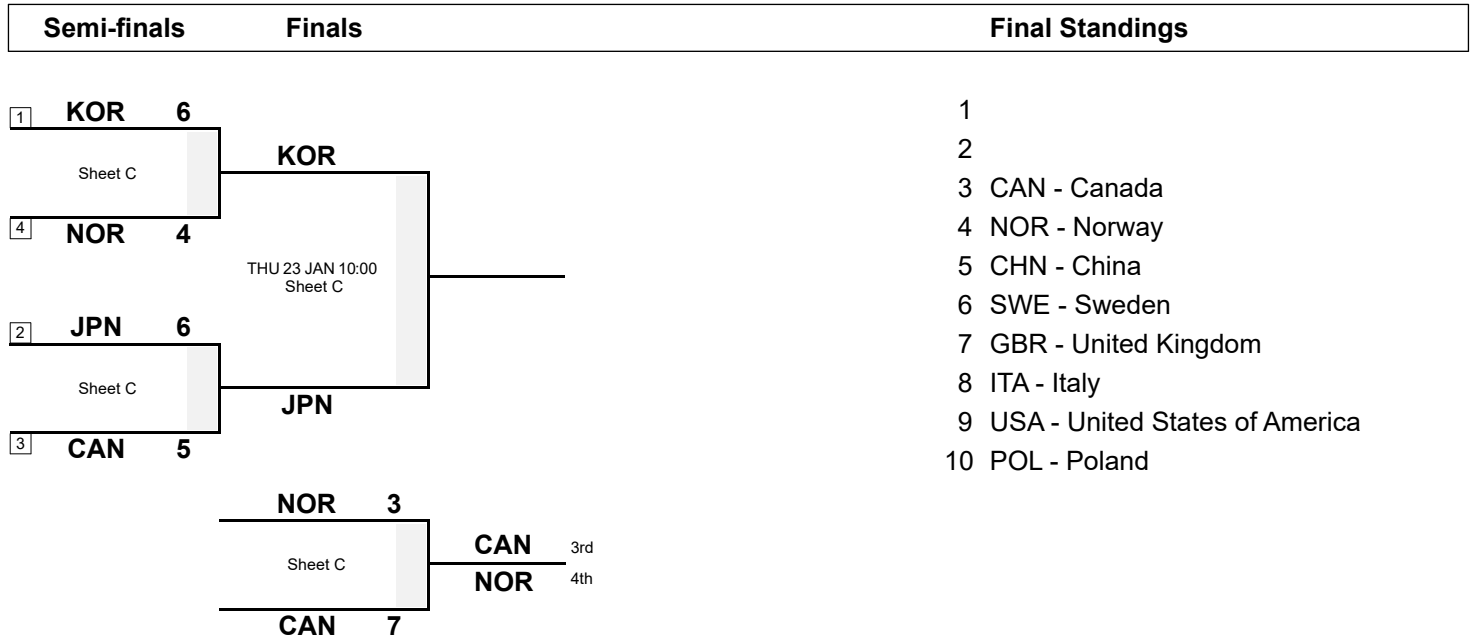


WED 22 JAN 2025  
Start Time 14:00

### Session Results and Standings

Sheet	Team	LSFE	1	2	3	4	5	6	7	8	Extra Ends	Total
C	NOR - Norway		0	0	1	0	1	0	1	X		3
	CAN - Canada	*	1	2	0	3	0	1	0	X		7

### Play-offs Bracket



**LEGEND**

LSFE(\*) Last Stone First End      X Unplayed/unfinished end due to concession



WED 22 JAN 2025  
Start Time 14:00

### Game Results

Sheet	Team	LSFE	1	2	3	4	5	6	7	8	Extra Ends	Total
C	NOR - Norway		0	0	1	0	1	0	1	X		3
	CAN - Canada	*	1	2	0	3	0	1	0	X		7

NOR - Norway		Shot Success Game
4 S	BJOERNSTAD Torild	57%
3	OESTGAARD Nora	82%
2	FORBREGD Ingeborg	73%
1 V	MESLOE Eirin	79%
A	-	-
Team Total		73%

CAN - Canada		Shot Success Game
4 S	GRAY-WITHERS Serena	81%
3 V	CLIFFORD Catherine	88%
2	CULLEN Brianna	79%
1	CINNAMON Zoe	93%
A	RICHARDS Gracelyn	-
Team Total		85%

Time remaining: 3 minutes 3 seconds

Time-out: End 5 - NOR stone 8

Time remaining: 6 minutes 36 seconds

Time-out: End 6 - CAN stone 7

### Shot Success Analysis

NOR - Norway		↻	↺	Game
4	BJOERNSTAD Torild	Draws 3 50%	5 60%	8 56%
	Take-outs 2 50%	4 63%	6 58%	
	Total 5 50%	9 61%	14 57%	
3	OESTGAARD Nora	Draws 5 95%	4 75%	9 86%
	Take-outs 3 83%	2 63%	5 75%	
	Total 8 91%	6 71%	14 82%	
2	FORBREGD Ingeborg	Draws 3 83%	4 63%	7 71%
	Take-outs 2 63%	5 80%	7 75%	
	Total 5 75%	9 72%	14 73%	
1	MESLOE Eirin	Draws 8 84%	4 88%	12 85%
	Take-outs 2 38%	0 -	2 38%	
	Total 10 75%	4 88%	14 79%	
A -	Draws 0 -	0 -	0 -	
	Take-outs 0 -	0 -	0 -	
	Total 0 -	0 -	0 -	
Team	Draws 19 82%	17 71%	36 76%	
	Take-outs 9 61%	11 70%	20 66%	
	Total 28 75%	28 71%	56 73%	

CAN - Canada		↻	↺	Game
4	GRAY-WITHERS Serena	Draws 4 94%	2 100%	6 96%
	Take-outs 4 75%	3 58%	7 68%	
	Total 8 84%	5 75%	13 81%	
3	CLIFFORD Catherine	Draws 2 88%	2 75%	4 81%
	Take-outs 4 81%	6 96%	10 90%	
	Total 6 83%	8 91%	14 88%	
2	CULLEN Brianna	Draws 1 100%	4 88%	5 90%
	Take-outs 2 50%	7 79%	9 72%	
	Total 3 67%	11 82%	14 79%	
1	CINNAMON Zoe	Draws 12 92%	2 100%	14 93%
	Take-outs 0 -	0 -	0 -	
	Total 12 92%	2 100%	14 93%	
A	RICHARDS Gracelyn	Draws 0 -	0 -	0 -
	Take-outs 0 -	0 -	0 -	
	Total 0 -	0 -	0 -	
Team	Draws 19 92%	10 90%	29 91%	
	Take-outs 10 73%	16 81%	26 78%	
	Total 29 85%	26 85%	55 85%	

#### NOTE

Position and function for each team member:  
4 = Fourth, 3 = Third, 2 = Second, 1 = Lead, A = Alternate, S = Skip, V = Vice-Skip

#### LEGEND

↻ Clockwise      ↺ Counter-clockwise      LSFE(\*) Last Stone First End  
X Unplayed/unfinished end due to concession

CURWTEAM4-----FNL-000201--\_73 1.0

Report Created WED 22 JAN 2025 16:00

Page 1/1

Data processing and timing by Microplus - www.microplustiming.com

Comitato Organizzatore



Evento organizzato con il supporto di



Con il patrocinio di



Main Sponsor



Official Sponsor



FISU Partner



Official Provider of Timing and Scoring



Media Partner



Assicurazioni

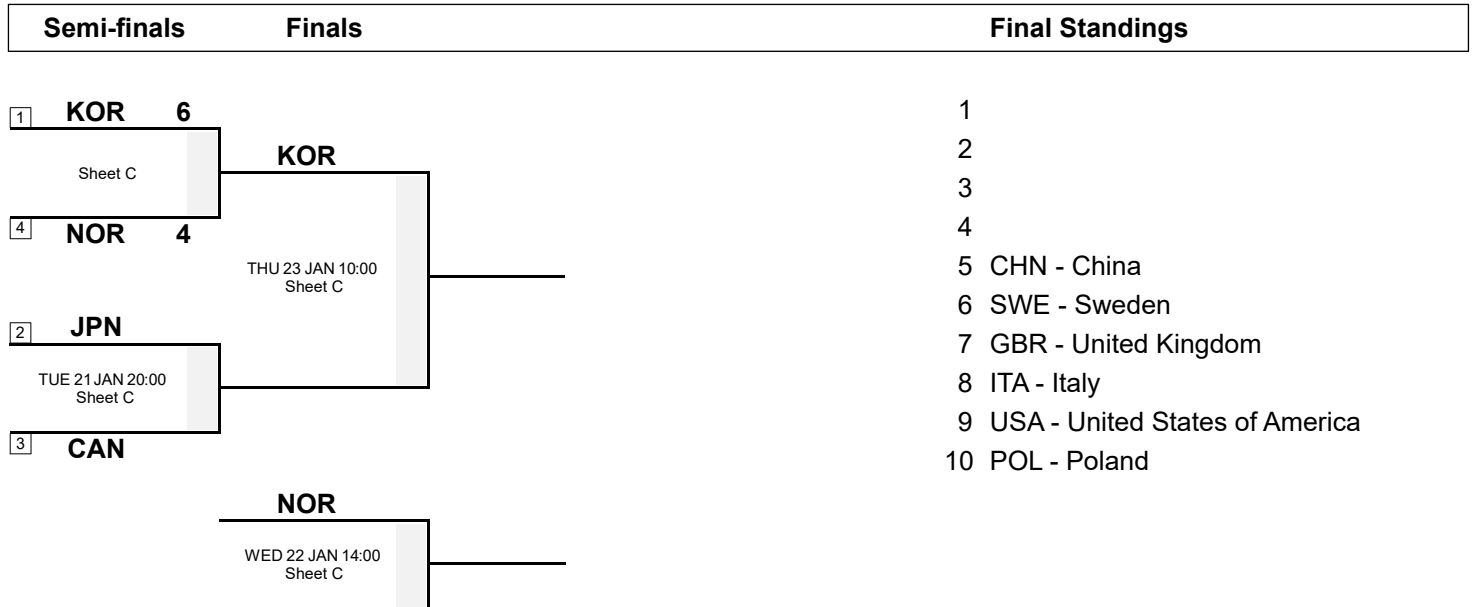


TUE 21 JAN 2025  
Start Time 16:00

### Session Results and Standings

Sheet	Team	LSFE	1	2	3	4	5	6	7	8	Extra Ends	Total
C	KOR - Republic of Korea	*	0	1	0	0	2	0	0	1	2	6
	NOR - Norway		1	0	0	2	0	1	0	0	0	4

### Play-offs Bracket



**LEGEND**  
LSFE(\*) Last Stone First End



TUE 21 JAN 2025  
Start Time 16:00

### Game Results

Sheet	Team	LSFE	1	2	3	4	5	6	7	8	Extra Ends	Total
C	KOR - Republic of Korea	*	0	1	0	0	2	0	0	1	2	6
	NOR - Norway		1	0	0	2	0	1	0	0	0	4

KOR - Republic of Korea		Shot Success Game
4 S	KANG Bobae	74 %
3	KIM Jisoo	92 %
2	SHIM Yujeong	68 %
1 V	KIM Minseo	78 %
A	JEONG Jaehee	-
Team Total		78 %

NOR - Norway		Shot Success Game
4 S	BJOERNSTAD Torild	85 %
3	OESTGAARD Nora	93 %
2	FORBREGD Ingeborg	74 %
1 V	MESLOE Eirin	82 %
A	-	-
Team Total		83 %

Time remaining: 4 minutes 17 seconds  
1 minute 17 seconds (after extra end)

Time remaining: 6 minutes 39 seconds  
0 minutes 44 seconds (after extra end)

Time-out: End 9 - KOR stone 8

Time-out: End 8 - NOR stone 7; End 9 - NOR stone 7

### Shot Success Analysis

KOR - Republic of Korea		↻	↺	Game	
4	KANG Bobae	Draws	5 90%	3 67%	8 81%
		Take-outs	6 50%	4 94%	10 68%
		Total	11 68%	7 82%	18 74%
3	KIM Jisoo	Draws	5 85%	4 100%	9 92%
		Take-outs	4 88%	5 95%	9 92%
		Total	9 86%	9 97%	18 92%
2	SHIM Yujeong	Draws	5 35%	5 55%	10 45%
		Take-outs	4 94%	4 100%	8 97%
		Total	9 61%	9 75%	18 68%
1	KIM Minseo	Draws	2 100%	11 80%	13 83%
		Take-outs	2 63%	3 67%	5 65%
		Total	4 81%	14 77%	18 78%
A	JEONG Jaehee	Draws	0 -	0 -	0 -
		Take-outs	0 -	0 -	0 -
		Total	0 -	0 -	0 -
Team		Draws	17 74%	23 76%	40 75%
		Take-outs	16 72%	16 91%	32 81%
		Total	33 73%	39 82%	72 78%

NOR - Norway		↻	↺	Game	
4	BJOERNSTAD Torild	Draws	3 58%	2 100%	5 75%
		Take-outs	3 100%	10 85%	13 88%
		Total	6 79%	12 88%	18 85%
3	OESTGAARD Nora	Draws	1 100%	1 75%	2 88%
		Take-outs	9 89%	7 100%	16 94%
		Total	10 90%	8 97%	18 93%
2	FORBREGD Ingeborg	Draws	2 50%	3 67%	5 60%
		Take-outs	5 75%	8 81%	13 79%
		Total	7 68%	11 77%	18 74%
1	MESLOE Eirin	Draws	8 84%	6 71%	14 79%
		Take-outs	2 100%	1 100%	3 100%
		Total	10 88%	7 75%	17 82%
A	-	Draws	0 -	0 -	0 -
		Take-outs	0 -	0 -	0 -
		Total	0 -	0 -	0 -
Team		Draws	14 75%	12 75%	26 75%
		Take-outs	19 88%	26 88%	45 88%
		Total	33 83%	38 84%	71 83%

### NOTE

Position and function for each team member:  
4 = Fourth, 3 = Third, 2 = Second, 1 = Lead, A = Alternate, S = Skip, V = Vice-Skip

### LEGEND

↻ Clockwise      ↺ Counter-clockwise      LSFE(\*) Last Stone First End

CURWTEAM4-----SFNL000101--\_73 1.0

Report Created TUE 21 JAN 2025 18:20

Page 1/1

Data processing and timing by Microplus – www.microplustiming.com

Comitato Organizzatore



Evento organizzato con il supporto di



Con il patrocinio di



Main Sponsor



Official Sponsor



FISU Partner



Official Provider of Timing and Scoring



Media Partner



Assicurazioni

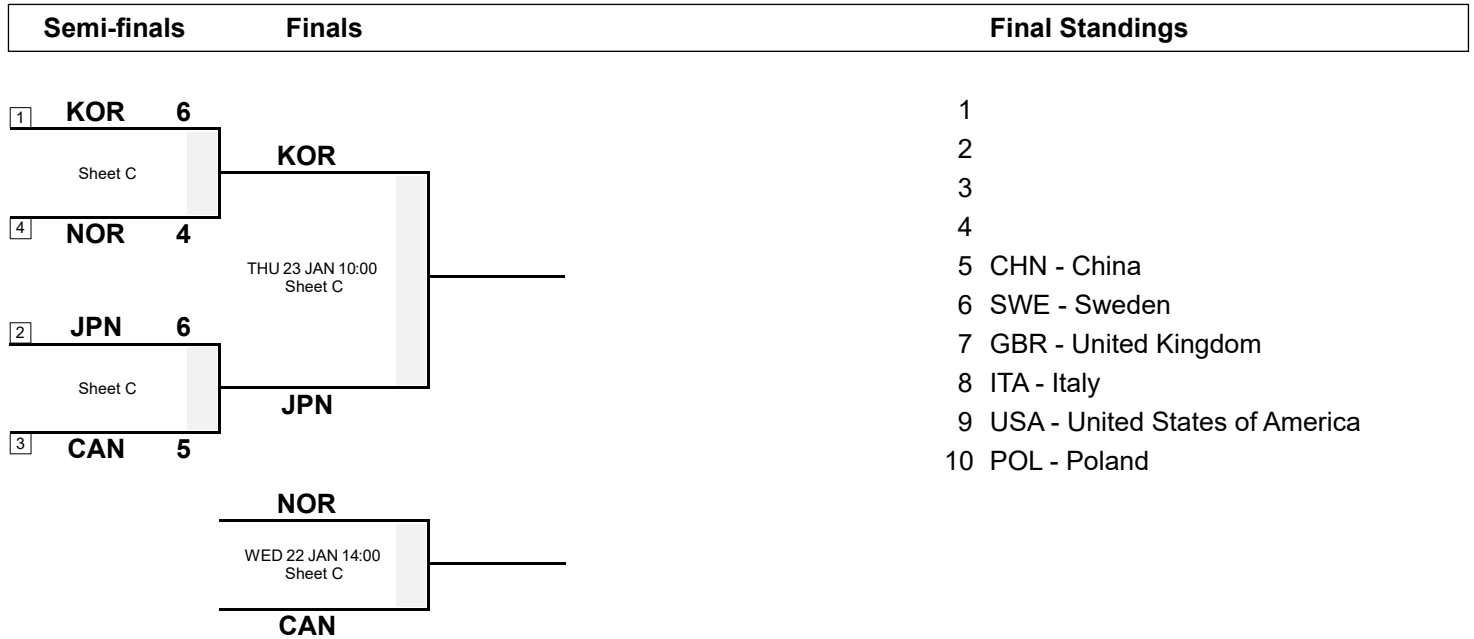


TUE 21 JAN 2025  
Start Time 20:00

### Session Results and Standings

Sheet	Team	LSFE	1	2	3	4	5	6	7	8	Extra Ends	Total
C	JPN - Japan	*	1	0	1	0	2	0	2	0		6
	CAN - Canada		0	1	0	1	0	1	0	2		5

### Play-offs Bracket



**LEGEND**  
LSFE(\*) Last Stone First End





TUE 21 JAN 2025  
Start Time 20:00

**Game Results**

Sheet	Team	LSFE	1	2	3	4	5	6	7	8	Extra Ends	Total
C	JPN - Japan	*	1	0	1	0	2	0	2	0		6
	CAN - Canada		0	1	0	1	0	1	0	2		5

JPN - Japan		Shot Success Game
4 S	MIURA Yuina	80%
3 V	TSURUGA Kohane	72%
2	OGIHARA Eri	84%
1	MATSUNAGA Ai	75%
A	SUZUKI Rin	-
Team Total		78%

CAN - Canada		Shot Success Game
4 S	GRAY-WITHERS Serena	67%
3 V	CLIFFORD Catherine	77%
2	CULLEN Brianna	75%
1	CINNAMON Zoe	86%
A	RICHARDS Gracelyn	-
Team Total		76%

Time remaining: 0 minutes 48 seconds  
Time-out: End 7 - JPN stone 4

Time remaining: 0 minutes 41 seconds  
Time-out: End 7 - CAN stone 8

**Shot Success Analysis**

JPN - Japan		↻	↺	Game	
4	MIURA Yuina	Draws	6 83%	5 85%	11 84%
		Take-outs	1 100%	4 63%	5 70%
		Total	7 86%	9 75%	16 80%
3	TSURUGA Kohane	Draws	3 67%	2 100%	5 80%
		Take-outs	5 75%	6 63%	11 68%
		Total	8 72%	8 72%	16 72%
2	OGIHARA Eri	Draws	7 79%	2 75%	9 78%
		Take-outs	3 83%	4 100%	7 93%
		Total	10 80%	6 92%	16 84%
1	MATSUNAGA Ai	Draws	7 68%	3 58%	10 65%
		Take-outs	4 100%	2 75%	6 92%
		Total	11 80%	5 65%	16 75%
A	SUZUKI Rin	Draws	0 -	0 -	0 -
		Take-outs	0 -	0 -	0 -
		Total	0 -	0 -	0 -
Team		Draws	23 75%	12 79%	35 76%
		Take-outs	13 87%	16 73%	29 79%
		Total	36 79%	28 76%	64 78%

CAN - Canada		↻	↺	Game	
4	GRAY-WITHERS Serena	Draws	7 79%	2 25%	9 67%
		Take-outs	1 75%	6 67%	7 68%
		Total	8 78%	8 56%	16 67%
3	CLIFFORD Catherine	Draws	3 92%	6 67%	9 75%
		Take-outs	1 50%	6 83%	7 79%
		Total	4 81%	12 75%	16 77%
2	CULLEN Brianna	Draws	5 75%	5 75%	10 75%
		Take-outs	4 88%	2 50%	6 75%
		Total	9 81%	7 68%	16 75%
1	CINNAMON Zoe	Draws	6 88%	6 79%	12 83%
		Take-outs	2 88%	2 100%	4 94%
		Total	8 88%	8 84%	16 86%
A	RICHARDS Gracelyn	Draws	0 -	0 -	0 -
		Take-outs	0 -	0 -	0 -
		Total	0 -	0 -	0 -
Team		Draws	21 82%	19 68%	40 76%
		Take-outs	8 81%	16 75%	24 77%
		Total	29 82%	35 71%	64 76%

**NOTE**  
Position and function for each team member:  
4 = Fourth, 3 = Third, 2 = Second, 1 = Lead, A = Alternate, S = Skip, V = Vice-Skip

**LEGEND**  
↻ Clockwise      ↺ Counter-clockwise      LSFE(\*) Last Stone First End



### Competition Matrix

Team	CAN	CHN	GBR	ITA	JPN	KOR	NOR	POL	SWE	USA
<b>CAN</b>		6 - 3	11 - 1	8 - 3	5 - 6	7 - 4	3 - 5	9 - 1	5 - 2	8 - 4
<b>CHN</b>	3 - 6		8 - 7	8 - 1	4 - 6	4 - 5	4 - 3	8 - 2	7 - 5	5 - 6
<b>GBR</b>	1 - 11	7 - 8		5 - 2	6 - 3	3 - 6	3 - 6	7 - 4	6 - 9	8 - 4
<b>ITA</b>	3 - 8	1 - 8	2 - 5		4 - 9	3 - 12	1 - 11	7 - 5	4 - 8	10 - 5
<b>JPN</b>	6 - 5	6 - 4	3 - 6	9 - 4		2 - 4	10 - 2	12 - 3	9 - 1	12 - 3
<b>KOR</b>	4 - 7	5 - 4	6 - 3	12 - 3	4 - 2		5 - 4	12 - 3	7 - 5	6 - 4
<b>NOR</b>	5 - 3	3 - 4	6 - 3	11 - 1	2 - 10	4 - 5		8 - 2	8 - 7	8 - 1
<b>POL</b>	1 - 9	2 - 8	4 - 7	5 - 7	3 - 12	3 - 12	2 - 8		7 - 9	7 - 8
<b>SWE</b>	2 - 5	5 - 7	9 - 6	8 - 4	1 - 9	5 - 7	7 - 8	9 - 7		12 - 3
<b>USA</b>	4 - 8	6 - 5	4 - 8	5 - 10	3 - 12	4 - 6	1 - 8	8 - 7	3 - 12	

### Standings after Round Robin

Rank	Team	Games	Wins	Losses	
1	KOR - Republic of Korea	9	8	1	Q
2	JPN - Japan	9	7	2	Q w1
3	CAN - Canada	9	7	2	Q w0
4	NOR - Norway	9	6	3	Q
5	CHN - China	9	5	4	
6	SWE - Sweden	9	4	5	w1
7	GBR - United Kingdom	9	4	5	w0
8	ITA - Italy	9	2	7	w1
9	USA - United States of America	9	2	7	w0
10	POL - Poland	9	0	9	

#### LEGEND

**Q** Qualified for the play-offs

**wn** Number of wins (n) against tied teams





MON 20 JAN 2025

Start Time 19:00

### Session Results and Standings

Sheet	Team	LSD/LSFE	1	2	3	4	5	6	7	8	Extra Ends	Total
A	GBR - United Kingdom	102.4cm	0	0	2	1	0	1	2	0		6
	SWE - Sweden	48.7cm *	2	1	0	0	5	0	0	1		9
B	KOR - Republic of Korea	174.9cm	0	1	1	0	1	1	0	X		4
	JPN - Japan	100.1cm *	0	0	0	1	0	0	1	X		2
C	USA - United States of America	76.1cm *	1	0	0	4	0	0	0	X		5
	ITA - Italy	149.4cm	0	3	1	0	2	3	1	X		10
D	CHN - China	121.7cm	0	1	0	0	1	1	0	X		3
	CAN - Canada	66.6cm *	1	0	3	1	0	0	1	X		6
E	NOR - Norway	38.7cm *	0	4	0	4	0	0	X	X		8
	POL - Poland	231.1cm	0	0	1	0	0	1	X	X		2

### Standings after Round Robin

Rank	Team	Games	Wins	Losses	
1	KOR - Republic of Korea	9	8	1	Q
2	JPN - Japan	9	7	2	Q w1
3	CAN - Canada	9	7	2	Q w0
4	NOR - Norway	9	6	3	Q
5	CHN - China	9	5	4	
6	SWE - Sweden	9	4	5	w1
7	GBR - United Kingdom	9	4	5	w0
8	ITA - Italy	9	2	7	w1
9	USA - United States of America	9	2	7	w0
10	POL - Poland	9	0	9	

#### LEGEND

**LSD** Last Stone Draw

**LSFE(\*)** Last Stone First End

**Q** Qualified for the play-offs

**wn** Number of wins (n) against tied teams

**X** Unplayed/unfinished end due to concession



MON 20 JAN 2025

Start Time 19:00

### Game Results

Sheet	Team	LSFE	1	2	3	4	5	6	7	8	Extra Ends	Total
A	GBR - United Kingdom		0	0	2	1	0	1	2	0		6
	SWE - Sweden	*	2	1	0	0	5	0	0	1		9

GBR - United Kingdom	
4 S	WATT Laura
3 V	DAVIE Lisa
2	WILKIE-MILNE Holly
1	DAVIDSON Cara
A	MITCHELL Amy

SWE - Sweden	
4 S	DRYBURGH Moa
3 V	OREFJORD Thea
2	TJAERNLUND Moa
1	NILSSON Moa
A	-

Last Stone Draw		Distance
⌚	WILKIE-MILNE Holly	68.9cm
⌚	WATT Laura	33.5cm
<b>Total</b>		<b>102.4cm</b>

Last Stone Draw		Distance
⌚	TJAERNLUND Moa	20.4cm
⌚	NILSSON Moa	28.3cm
<b>Total</b>		<b>48.7cm</b>

Time remaining: 1 minute 27 seconds

Time-out: End 8

Time remaining: 1 minute 51 seconds

Time-out: End 7

**NOTE**  
Position and function for each team member:  
4 = Fourth, 3 = Third, 2 = Second, 1 = Lead, A = Alternate, S = Skip, V = Vice-Skip

**LEGEND**  
⌚ Clockwise      ⌚ Counter-clockwise      LSFE(\*) Last Stone First End

CURWTEAM4-----PREL000901--\_73 1.0

Report Created MON 20 JAN 2025 21:14

Page 1/1

Data processing and timing by Microplus – www.microplustiming.com



MON 20 JAN 2025

Start Time 19:00

### Game Results

Sheet	Team	LSFE	1	2	3	4	5	6	7	8	Extra Ends	Total
B	KOR - Republic of Korea		0	1	1	0	1	1	0	X		4
	JPN - Japan	*	0	0	0	1	0	0	1	X		2

KOR - Republic of Korea	
4 S	KANG Bobae
3	KIM Jisoo
2	SHIM Yujeong
1 V	KIM Minseo
A	JEONG Jaehee

JPN - Japan	
4 S	MIURA Yuina
3 V	TSURUGA Kohane
2	OGIHARA Eri
1	MATSUNAGA Ai
A	SUZUKI Rin

Last Stone Draw	Distance
⌚ KANG Bobae	148.5cm
⌚ KIM Jisoo	26.4cm
<b>Total</b>	<b>174.9cm</b>

Last Stone Draw	Distance
⌚ MATSUNAGA Ai	12.3cm
⌚ TSURUGA Kohane	87.8cm
<b>Total</b>	<b>100.1cm</b>

Time remaining: 1 minute 27 seconds

Time remaining: 1 minute 24 seconds

Time-out: End 7

#### NOTE

Position and function for each team member:  
**4** = Fourth, **3** = Third, **2** = Second, **1** = Lead, **A** = Alternate, **S** = Skip, **V** = Vice-Skip

#### LEGEND

⌚ Clockwise      ⌚ Counter-clockwise      **LSFE(\*)** Last Stone First End  
**X** Unplayed/unfinished end due to concession

CURWTEAM4-----PREL000902--\_73 1.0

Report Created MON 20 JAN 2025 21:10

Page 1/1

Data processing and timing by Microplus – www.microplustiming.com

Comitato Organizzatore



Evento organizzato con il supporto di



Con il patrocinio di



Main Sponsor



Official Sponsor



FISU Partner



Official Provider of Timing and Scoring



Media Partner



Assicurazioni



MON 20 JAN 2025

Start Time 19:00

### Game Results

Sheet	Team	LSFE	1	2	3	4	5	6	7	8	Extra Ends	Total
C	USA - United States of America	*	1	0	0	4	0	0	0	X		5
	ITA - Italy		0	3	1	0	2	3	1	X		10

USA - United States of America	
4 S	McDONALD Andie
3 V	THURSTON Teagan
2	LIN Abby
1	SAMARZJA Riley
A	NEILL Addison

ITA - Italy	
4 V	GRANDE Lucrezia
3 S	GILBERTI Camilla
2	ZAMBELLI Giada
1	SCALESE Rachele
A	-

Last Stone Draw		Distance
⌚	THURSTON Teagan	21.0cm
⌚	McDONALD Andie	55.1cm
<b>Total</b>		<b>76.1cm</b>

Last Stone Draw		Distance
⌚	GRANDE Lucrezia	70.9cm
⌚	GILBERTI Camilla	78.5cm
<b>Total</b>		<b>149.4cm</b>

Time remaining: 2 minutes 59 seconds

Time-out: End 7

Time remaining: 4 minutes 24 seconds

Time-out: End 6

#### NOTE

Position and function for each team member:

4 = Fourth, 3 = Third, 2 = Second, 1 = Lead, A = Alternate, S = Skip, V = Vice-Skip

#### LEGEND

⌚ Clockwise

⌚ Counter-clockwise

LSFE(\*) Last Stone First End

X Unplayed/unfinished end due to concession

CURWTEAM4-----PREL000903--\_73 1.0

Report Created MON 20 JAN 2025 21:00

Page 1/1

Data processing and timing by Microplus – www.microplustiming.com

Comitato Organizzatore



Evento organizzato con il supporto di



Con il patrocinio di



Main Sponsor



Official Sponsor



FISU Partner



Official Provider of Timing and Scoring



Media Partner



Assicurazioni



MON 20 JAN 2025

Start Time 19:00

### Game Results

Sheet	Team	LSFE	1	2	3	4	5	6	7	8	Extra Ends	Total
D	CHN - China		0	1	0	0	1	1	0	X		3
	CAN - Canada	*	1	0	3	1	0	0	1	X		6

CHN - China	
4 V	PEI Junhang
3 S	YIN Ziyi
2	QU Ruoxuan
1	TAN Siting
A	YE Zixuan

CAN - Canada	
4 S	GRAY-WITHERS Serena
3 V	CLIFFORD Catherine
2	CULLEN Brianna
1	CINNAMON Zoe
A	RICHARDS Gracelyn

Last Stone Draw	Distance
⌚ QU Ruoxuan	42.4cm
⌚ YIN Ziyi	79.3cm
<b>Total</b>	<b>121.7cm</b>

Time remaining: 3 minutes 56 seconds

Last Stone Draw	Distance
⌚ GRAY-WITHERS Serena	36.9cm
⌚ CLIFFORD Catherine	29.7cm
<b>Total</b>	<b>66.6cm</b>

Time remaining: 1 minute 53 seconds

Time-out: End 6

#### NOTE

Position and function for each team member:

4 = Fourth, 3 = Third, 2 = Second, 1 = Lead, A = Alternate, S = Skip, V = Vice-Skip

#### LEGEND

⌚ Clockwise

⌚ Counter-clockwise

LSFE(\*) Last Stone First End

X Unplayed/unfinished end due to concession

CURWTEAM4-----PREL000904--\_73 1.0

Report Created MON 20 JAN 2025 21:10

Page 1/1

Data processing and timing by Microplus – www.microplustiming.com

Comitato Organizzatore



Evento organizzato con il supporto di



Con il patrocinio di



Main Sponsor



Official Sponsor



FISU Partner



Official Provider of Timing and Scoring



Media Partner



Assicurazioni





MON 20 JAN 2025

Start Time 19:00

### Game Results

Sheet	Team	LSFE	1	2	3	4	5	6	7	8	Extra Ends	Total
E	NOR - Norway	*	0	4	0	4	0	0	X	X		8
	POL - Poland		0	0	1	0	0	1	X	X		2

NOR - Norway	
4 S	BJOERNSTAD Torild
3	OESTGAARD Nora
2	FORBREGD Ingeborg
1 V	MESLOE Eirin
A	-

POL - Poland	
4 S	DYDERSKA Julia
3 V	JAWIEN Julia
2	FRYSZ Paulina
1	DZIEWIRZ Marlena
A	SZYMANOWSKA Martyna

Last Stone Draw		Distance
⌚	BJOERNSTAD Torild	18.0cm
⌚	FORBREGD Ingeborg	20.7cm
<b>Total</b>		<b>38.7cm</b>

Last Stone Draw		Distance
⌚	JAWIEN Julia	192.8cm
⌚	DYDERSKA Julia	38.3cm
<b>Total</b>		<b>231.1cm</b>

Time remaining: 15 minutes 38 seconds

Time remaining: 13 minutes 10 seconds

#### NOTE

Position and function for each team member:  
**4** = Fourth, **3** = Third, **2** = Second, **1** = Lead, **A** = Alternate, **S** = Skip, **V** = Vice-Skip

#### LEGEND

⌚ Clockwise      ⌚ Counter-clockwise      **LSFE(\*)** Last Stone First End  
**X** Unplayed/unfinished end due to concession

CURWTEAM4-----PREL000905--\_73 1.0

Report Created MON 20 JAN 2025 20:27

Page 1/1

Data processing and timing by Microplus – www.microplustiming.com



MON 20 JAN 2025

### Session Results and Standings

Start Time 9:00

Sheet	Team	LSD/LSFE	1	2	3	4	5	6	7	8	Extra Ends	Total
A	CAN - Canada	74.2cm	0	0	1	1	0	0	1	0		3
	NOR - Norway	54.4cm *	0	1	0	0	2	0	0	2		5
B	GBR - United Kingdom	82.7cm *	0	2	0	1	1	0	1	X		5
	ITA - Italy	275.5cm	0	0	1	0	0	1	0	X		2
C	KOR - Republic of Korea	87.8cm	1	0	3	0	2	0	1	0		7
	SWE - Sweden	42.5cm *	0	2	0	1	0	1	0	1		5
D	POL - Poland	165.1cm *	2	0	4	0	0	1	0	0		7
	USA - United States of America	187.4cm	0	2	0	3	0	0	1	1	1	8
E	JPN - Japan	68.2cm *	1	2	0	1	0	1	0	1		6
	CHN - China	71.9cm	0	0	1	0	1	0	2	0		4

### Current Standings

Rank	Team	Games	Wins	Losses	
1	JPN - Japan	8	7	1	Q
1	KOR - Republic of Korea	8	7	1	Q
3	CAN - Canada	8	6	2	
4	CHN - China	8	5	3	
4	NOR - Norway	8	5	3	
6	GBR - United Kingdom	8	4	4	
7	SWE - Sweden	8	3	5	
8	USA - United States of America	8	2	6	
9	ITA - Italy	8	1	7	
10	POL - Poland	8	0	8	

**NOTE**

Under World Curling rules, tie-breaking rules for standings are not applied until after the last game of the round robin.

**LEGEND**

**LSD** Last Stone Draw

**LSFE(\*)** Last Stone First End

**Q** Qualified for the play-offs

**X** Unplayed/unfinished end due to concession



MON 20 JAN 2025

Start Time 9:00

### Game Results

Sheet	Team	LSFE	1	2	3	4	5	6	7	8	Extra Ends	Total
A	CAN - Canada		0	0	1	1	0	0	1	0		3
	NOR - Norway	*	0	1	0	0	2	0	0	2		5

CAN - Canada	
4 S	GRAY-WITHERS Serena
3 V	CLIFFORD Catherine
2	CULLEN Brianna
1	CINNAMON Zoe
A	RICHARDS Gracelyn

NOR - Norway	
4 S	BJOERNSTAD Torild
3	OESTGAARD Nora
2	FORBREGD Ingeborg
1 V	MESLOE Eirin
A	-

Last Stone Draw		Distance
↻	CULLEN Brianna	41.8cm
↻	CLIFFORD Catherine	32.4cm
<b>Total</b>		<b>74.2cm</b>

Last Stone Draw		Distance
↻	OESTGAARD Nora	31.2cm
↻	FORBREGD Ingeborg	23.2cm
<b>Total</b>		<b>54.4cm</b>

Time remaining: 0 minutes 50 seconds

Time-out: End 8

Time remaining: 2 minutes 17 seconds

Time-out: End 8

#### NOTE

Position and function for each team member:

4 = Fourth, 3 = Third, 2 = Second, 1 = Lead, A = Alternate, S = Skip, V = Vice-Skip

#### LEGEND

↻ Clockwise

↻ Counter-clockwise

LSFE(\*) Last Stone First End

CURWTEAM4-----PREL000801--\_73 1.0

Report Created MON 20 JAN 2025 11:12

Page 1/1

Data processing and timing by Microplus – www.microplustiming.com

Comitato Organizzatore



Evento organizzato con il supporto di



Con il patrocinio di



Main Sponsor



Official Sponsor



FISU Partner



Official Provider of Timing and Scoring



Media Partner



Assicurazioni



MON 20 JAN 2025

Start Time 9:00

### Game Results

Sheet	Team	LSFE	1	2	3	4	5	6	7	8	Extra Ends	Total
B	GBR - United Kingdom	*	0	2	0	1	1	0	1	X		5
	ITA - Italy		0	0	1	0	0	1	0	X		2

GBR - United Kingdom	
4 S	WATT Laura
3 V	DAVIE Lisa
2	WILKIE-MILNE Holly
1	MITCHELL Amy
A	DAVIDSON Cara

ITA - Italy	
4 V	GRANDE Lucrezia
3 S	GILBERTI Camilla
2	ZAMBELLI Giada
1	SCALESE Rachele
A	-

Last Stone Draw		Distance
⌚	MITCHELL Amy	68.5cm
⌚	WATT Laura	14.2cm
<b>Total</b>		<b>82.7cm</b>

Last Stone Draw		Distance
⌚	ZAMBELLI Giada	176.4cm
⌚	GRANDE Lucrezia	99.1cm
<b>Total</b>		<b>275.5cm</b>

Time remaining: 3 minutes 1 second

Time-out: End 8

Time remaining: 0 minutes 36 seconds

Time-out: End 5

#### NOTE

Position and function for each team member:

4 = Fourth, 3 = Third, 2 = Second, 1 = Lead, A = Alternate, S = Skip, V = Vice-Skip

#### LEGEND

⌚ Clockwise

⌚ Counter-clockwise

LSFE(\*) Last Stone First End

X Unplayed/unfinished end due to concession

CURWTEAM4-----PREL000802--\_73 1.0

Report Created MON 20 JAN 2025 11:12

Page 1/1

Data processing and timing by Microplus – www.microplustiming.com

Comitato Organizzatore



Evento organizzato con il supporto di



Con il patrocinio di



Main Sponsor



Official Sponsor



FISU Partner



Official Provider of Timing and Scoring



Media Partner



Assicurazioni



MON 20 JAN 2025

Start Time 9:00

### Game Results

Sheet	Team	LSFE	1	2	3	4	5	6	7	8	Extra Ends	Total
C	KOR - Republic of Korea		1	0	3	0	2	0	1	0		7
	SWE - Sweden	*	0	2	0	1	0	1	0	1		5

KOR - Republic of Korea	
4 S	KANG Bobae
3	KIM Jisoo
2	SHIM Yujeong
1 V	KIM Minseo
A	JEONG Jaehee

SWE - Sweden	
4 S	DRYBURGH Moa
3 V	OREFJORD Thea
2	TJAERNLUND Moa
1	NILSSON Moa
A	-

Last Stone Draw	Distance
⌚ KIM Jisoo	31.4cm
⌚ KANG Bobae	56.4cm
<b>Total</b>	<b>87.8cm</b>

Last Stone Draw	Distance
⌚ TJAERNLUND Moa	28.2cm
⌚ NILSSON Moa	14.3cm
<b>Total</b>	<b>42.5cm</b>

Time remaining: 0 minutes 42 seconds

Time-out: End 8

Time remaining: 0 minutes 12 seconds

Time-out: End 8

**NOTE**

Position and function for each team member:

4 = Fourth, 3 = Third, 2 = Second, 1 = Lead, A = Alternate, S = Skip, V = Vice-Skip

**LEGEND**

⌚ Clockwise

⌚ Counter-clockwise

LSFE(\*) Last Stone First End

CURWTEAM4-----PREL000803--\_73 1.0

Report Created MON 20 JAN 2025 11:22

Page 1/1

Data processing and timing by Microplus – www.microplustiming.com

Comitato Organizzatore



Evento organizzato con il supporto di



Con il patrocinio di



Main Sponsor



Official Sponsor



FISU Partner



Official Provider of Timing and Scoring



Media Partner



Assicurazioni



MON 20 JAN 2025

Start Time 9:00

### Game Results

Sheet	Team	LSFE	1	2	3	4	5	6	7	8	Extra Ends	Total
D	POL - Poland	*	2	0	4	0	0	1	0	0		7
	USA - United States of America		0	2	0	3	0	0	1	1		8

POL - Poland	
4 S	DYDERSKA Julia
3 V	JAWIEN Julia
2	FRYSZ Paulina
1	SZYMANOWSKA Martyna
A	DZIEWIRZ Marlena

USA - United States of America	
4 S	McDONALD Andie
3 V	THURSTON Teagan
2	LIN Abby
1	SAMARZJA Riley
A	NEILL Addison

Last Stone Draw		Distance
⌚	FRYSZ Paulina	134.8cm
⌚	SZYMANOWSKA Martyna	30.3cm
<b>Total</b>		<b>165.1cm</b>

Last Stone Draw		Distance
⌚	THURSTON Teagan	103.3cm
⌚	LIN Abby	84.1cm
<b>Total</b>		<b>187.4cm</b>

Time remaining: 0 minutes 21 seconds  
0 minutes 12 seconds (after extra end)

Time-out: End 8; End 9

Time remaining: 0 minutes 18 seconds  
0 minutes 28 seconds (after extra end)

Time-out: End 8; End 9

**NOTE**  
Position and function for each team member:  
4 = Fourth, 3 = Third, 2 = Second, 1 = Lead, A = Alternate, S = Skip, V = Vice-Skip

**LEGEND**  
⌚ Clockwise      ⌚ Counter-clockwise      LSFE(\*) Last Stone First End

CURWTEAM4-----PREL000804--\_73 1.0

Report Created MON 20 JAN 2025 11:39

Page 1/1

Data processing and timing by Microplus – www.microplustiming.com



MON 20 JAN 2025

Start Time 9:00

### Game Results

Sheet	Team	LSFE	1	2	3	4	5	6	7	8	Extra Ends	Total
E	JPN - Japan	*	1	2	0	1	0	1	0	1		6
	CHN - China		0	0	1	0	1	0	2	0		4

JPN - Japan	
4 S	MIURA Yuina
3 V	TSURUGA Kohane
2	OGIHARA Eri
1	MATSUNAGA Ai
A	SUZUKI Rin

CHN - China	
4 V	PEI Junhang
3 S	YIN Ziyi
2	QU Ruoxuan
1	TAN Siting
A	YE Zixuan

Last Stone Draw	Distance
⌚ OGIHARA Eri	14.7cm
⌚ MIURA Yuina	53.5cm
<b>Total</b>	<b>68.2cm</b>

Last Stone Draw	Distance
⌚ TAN Siting	24.3cm
⌚ PEI Junhang	47.6cm
<b>Total</b>	<b>71.9cm</b>

Time remaining: 4 minutes 3 seconds

Time-out: End 7

Time remaining: 1 minute 14 seconds

Time-out: End 8

#### NOTE

Position and function for each team member:

4 = Fourth, 3 = Third, 2 = Second, 1 = Lead, A = Alternate, S = Skip, V = Vice-Skip

#### LEGEND

⌚ Clockwise

⌚ Counter-clockwise

LSFE(\*) Last Stone First End

CURWTEAM4-----PREL000805--\_73 1.0

Report Created MON 20 JAN 2025 11:10

Page 1/1

Data processing and timing by Microplus – www.microplustiming.com

Comitato Organizzatore



Evento organizzato con il supporto di



Con il patrocinio di



Main Sponsor



Official Sponsor



FISU Partner



Official Provider of Timing and Scoring



Media Partner



Assicurazioni



SUN 19 JAN 2025

Start Time 16:00

### Session Results and Standings

Sheet	Team	LSD/LSFE	1	2	3	4	5	6	7	8	Extra Ends	Total
A	USA - United States of America	225.5cm	1	0	2	0	1	0	0	X		4
	KOR - Republic of Korea	78.5cm *	0	3	0	2	0	1	0	X		6
B	SWE - Sweden	225.9cm	0	2	0	1	0	2	1	1		7
	NOR - Norway	35.8cm *	2	0	3	0	3	0	0	0		8
C	JPN - Japan	88.5cm *	0	2	0	2	0	2	0	0		6
	CAN - Canada	180.8cm	0	0	1	0	2	0	2	0		5
D	ITA - Italy	83.9cm	0	0	1	0	0	0	X	X		1
	CHN - China	16.8cm *	1	1	0	4	1	1	X	X		8
E	POL - Poland	152.0cm *	0	0	0	1	0	2	1	0		4
	GBR - United Kingdom	205.4cm	1	2	1	0	2	0	0	1		7

### Current Standings

Rank	Team	Games	Wins	Losses
1	CAN - Canada	7	6	1
1	JPN - Japan	7	6	1
1	KOR - Republic of Korea	7	6	1
4	CHN - China	7	5	2
5	NOR - Norway	7	4	3
6	GBR - United Kingdom	7	3	4
6	SWE - Sweden	7	3	4
8	ITA - Italy	7	1	6
8	USA - United States of America	7	1	6
10	POL - Poland	7	0	7

**NOTE**

Under World Curling rules, tie-breaking rules for standings are not applied until after the last game of the round robin.

**LEGEND**

LSD Last Stone Draw

LSFE(\*) Last Stone First End

X Unplayed/unfinished end due to concession





SUN 19 JAN 2025

Start Time 16:00

### Game Results

Sheet	Team	LSFE	1	2	3	4	5	6	7	8	Extra Ends	Total
A	USA - United States of America		1	0	2	0	1	0	0	X		4
	KOR - Republic of Korea	*	0	3	0	2	0	1	0	X		6

USA - United States of America	
4 S	McDONALD Andie
3 V	THURSTON Teagan
2	LIN Abby
1	SAMARZJA Riley
A	NEILL Addison

KOR - Republic of Korea	
4 S	KANG Bobae
3	KIM Jisoo
2	SHIM Yujeong
1 V	KIM Minseo
A	JEONG Jaehee

Last Stone Draw		Distance
⌚	McDONALD Andie	182.3cm
⌚	SAMARZJA Riley	43.2cm
<b>Total</b>		<b>225.5cm</b>

Last Stone Draw		Distance
⌚	SHIM Yujeong	69.3cm
⌚	KIM Minseo	9.2cm
<b>Total</b>		<b>78.5cm</b>

Time remaining: 0 minutes 32 seconds

Time-out: End 8

Time remaining: 3 minutes 34 seconds

Time-out: End 8

#### NOTE

Position and function for each team member:

4 = Fourth, 3 = Third, 2 = Second, 1 = Lead, A = Alternate, S = Skip, V = Vice-Skip

#### LEGEND

⌚ Clockwise

⌚ Counter-clockwise

LSFE(\*) Last Stone First End

X Unplayed/unfinished end due to concession

CURWTEAM4-----PREL000701--\_73 1.0

Report Created SUN 19 JAN 2025 18:16

Page 1/1

Data processing and timing by Microplus – www.microplustiming.com

Comitato Organizzatore



Evento organizzato con il supporto di



Con il patrocinio di



Main Sponsor



Official Sponsor



FISU Partner



Official Provider of Timing and Scoring



Media Partner



Assicurazioni



SUN 19 JAN 2025

Start Time 16:00

### Game Results

Sheet	Team	LSFE	1	2	3	4	5	6	7	8	Extra Ends	Total
B	SWE - Sweden		0	2	0	1	0	2	1	1		7
	NOR - Norway	*	2	0	3	0	3	0	0	0		8

SWE - Sweden	
4 S	DRYBURGH Moa
3 V	OREFJORD Thea
2	TJAERNLUND Moa
1	NILSSON Moa
A	-

NOR - Norway	
4 S	BJOERNSTAD Torild
3	OESTGAARD Nora
2	FORBREGD Ingeborg
1 V	MESLOE Eirin
A	-

Last Stone Draw		Distance
🕒	NILSSON Moa	49.8cm
🕒	TJAERNLUND Moa	176.1cm
<b>Total</b>		<b>225.9cm</b>

Last Stone Draw		Distance
🕒	FORBREGD Ingeborg	15.9cm
🕒	OESTGAARD Nora	19.9cm
<b>Total</b>		<b>35.8cm</b>

Time remaining: 2 minutes 15 seconds

Time-out: End 8

Time remaining: 1 minute 56 seconds

Time-out: End 8

#### NOTE

Position and function for each team member:

4 = Fourth, 3 = Third, 2 = Second, 1 = Lead, A = Alternate, S = Skip, V = Vice-Skip

#### LEGEND

🕒 Clockwise

🕒 Counter-clockwise

LSFE(\*) Last Stone First End

CURWTEAM4-----PREL000702--\_73 1.0

Report Created SUN 19 JAN 2025 18:20

Page 1/1

Data processing and timing by Microplus – www.microplustiming.com

Comitato Organizzatore



Evento organizzato con il supporto di



Con il patrocinio di



Main Sponsor



Official Sponsor



FISU Partner



Official Provider of Timing and Scoring



Media Partner



Assicurazioni



SUN 19 JAN 2025

Start Time 16:00

### Game Results

Sheet	Team	LSFE	1	2	3	4	5	6	7	8	Extra Ends	Total
C	JPN - Japan	*	0	2	0	2	0	2	0	0		6
	CAN - Canada		0	0	1	0	2	0	2	0		5

JPN - Japan	
4 S	MIURA Yuina
3 V	TSURUGA Kohane
2	OGIHARA Eri
1	MATSUNAGA Ai
A	SUZUKI Rin

CAN - Canada	
4 S	GRAY-WITHERS Serena
3 V	CLIFFORD Catherine
2	CULLEN Brianna
1	CINNAMON Zoe
A	RICHARDS Gracelyn

**Last Stone Draw**

- ⌚ MIURA Yuina
- ⌚ OGIHARA Eri

Distance

- 52.1cm
- 36.4cm

**Total**

**88.5cm**

Time remaining: 3 minutes 55 seconds

Time-out: End 7

**Last Stone Draw**

- ⌚ CINNAMON Zoe
- ⌚ GRAY-WITHERS Serena

Distance

- 119.1cm
- 61.7cm

**Total**

**180.8cm**

Time remaining: 2 minutes 29 seconds

Time-out: End 5

**NOTE**

Position and function for each team member:  
**4** = Fourth, **3** = Third, **2** = Second, **1** = Lead, **A** = Alternate, **S** = Skip, **V** = Vice-Skip

**LEGEND**

⌚ Clockwise

⌚ Counter-clockwise

**LSFE(\*)** Last Stone First End



SUN 19 JAN 2025

Start Time 16:00

### Game Results

Sheet	Team	LSFE	1	2	3	4	5	6	7	8	Extra Ends	Total
D	ITA - Italy		0	0	1	0	0	0	X	X		1
	CHN - China	*	1	1	0	4	1	1	X	X		8

ITA - Italy	
4 V	GRANDE Lucrezia
3 S	GILBERTI Camilla
2	ZAMBELLI Giada
1	SCALESE Rachele
A	-

CHN - China	
4 V	PEI Junhang
3 S	YIN Ziyi
2	QU Ruoxuan
1	TAN Siting
A	YE Zixuan

Last Stone Draw	Distance
⌚ GILBERTI Camilla	51.6cm
⌚ SCALESE Rachele	32.3cm
<b>Total</b>	<b>83.9cm</b>

Last Stone Draw	Distance
⌚ TAN Siting	12.4cm
⌚ PEI Junhang	4.4cm
<b>Total</b>	<b>16.8cm</b>

Time remaining: 4 minutes 55 seconds

Time remaining: 11 minutes 34 seconds

Time-out: End 6

#### NOTE

Position and function for each team member:  
**4** = Fourth, **3** = Third, **2** = Second, **1** = Lead, **A** = Alternate, **S** = Skip, **V** = Vice-Skip

#### LEGEND

⌚ Clockwise      ⌚ Counter-clockwise      **LSFE(\*)** Last Stone First End  
**X** Unplayed/unfinished end due to concession



SUN 19 JAN 2025

Start Time 16:00

### Game Results

Sheet	Team	LSFE	1	2	3	4	5	6	7	8	Extra Ends	Total
E	POL - Poland	*	0	0	0	1	0	2	1	0		4
	GBR - United Kingdom		1	2	1	0	2	0	0	1		7

POL - Poland	
4 S	DYDERSKA Julia
3 V	JAWIEN Julia
2	FRYSZ Paulina
1	SZYMANOWSKA Martyna
A	DZIEWIRZ Marlena

GBR - United Kingdom	
4 S	WATT Laura
3 V	DAVIE Lisa
2	MITCHELL Amy
1	DAVIDSON Cara
A	WILKIE-MILNE Holly

Last Stone Draw		Distance
⌚	DYDERSKA Julia	105.6cm
⌚	JAWIEN Julia	46.4cm
<b>Total</b>		<b>152.0cm</b>

Last Stone Draw		Distance
⌚	DAVIDSON Cara	146.1cm
⌚	DAVIE Lisa	59.3cm
<b>Total</b>		<b>205.4cm</b>

Time remaining: 0 minutes 10 seconds

Time-out: End 8

Time remaining: 1 minute 1 second

**NOTE**  
Position and function for each team member:  
4 = Fourth, 3 = Third, 2 = Second, 1 = Lead, A = Alternate, S = Skip, V = Vice-Skip

**LEGEND**  
⌚ Clockwise      ⌚ Counter-clockwise      LSFE(\*) Last Stone First End

CURWTEAM4-----PREL000705--\_73 1.0

Report Created SUN 19 JAN 2025 18:15

Page 1/1

Data processing and timing by Microplus – www.microplustiming.com



SUN 19 JAN 2025

Start Time 8:00

### Session Results and Standings

Sheet	Team	LSD/LSFE	1	2	3	4	5	6	7	8	Extra Ends	Total
A	ITA - Italy	138.0cm	0	3	1	0	0	0	0	X		4
	JPN - Japan	32.9cm *	2	0	0	2	1	1	3	X		9
B	CHN - China	105.4cm	2	1	2	0	3	0	X	X		8
	POL - Poland	35.8cm *	0	0	0	1	0	1	X	X		2
C	GBR - United Kingdom	84.1cm *	3	0	0	0	0	2	0	3		8
	USA - United States of America	211.3cm	0	1	1	0	1	0	1	0		4
D	KOR - Republic of Korea	49.0cm	1	0	0	2	0	2	0	0		5
	NOR - Norway	48.1cm *	0	1	0	0	2	0	0	1		4
E	SWE - Sweden	194.6cm	0	1	0	0	0	0	1	X		2
	CAN - Canada	88.6cm *	3	0	1	0	1	0	0	X		5

### Current Standings

Rank	Team	Games	Wins	Losses
1	CAN - Canada	6	6	0
2	JPN - Japan	6	5	1
2	KOR - Republic of Korea	6	5	1
4	CHN - China	6	4	2
5	NOR - Norway	6	3	3
5	SWE - Sweden	6	3	3
7	GBR - United Kingdom	6	2	4
8	ITA - Italy	6	1	5
8	USA - United States of America	6	1	5
10	POL - Poland	6	0	6

**NOTE**

Under World Curling rules, tie-breaking rules for standings are not applied until after the last game of the round robin.

**LEGEND**

LSD Last Stone Draw

LSFE(\*) Last Stone First End

X Unplayed/unfinished end due to concession



SUN 19 JAN 2025

Start Time 8:00

### Game Results

Sheet	Team	LSFE	1	2	3	4	5	6	7	8	Extra Ends	Total
A	ITA - Italy		0	3	1	0	0	0	0	X		4
	JPN - Japan	*	2	0	0	2	1	1	3	X		9

ITA - Italy	
4	V GRANDE Lucrezia
3	S GILBERTI Camilla
2	ZAMBELLI Giada
1	SCALESE Rachele
A	-

JPN - Japan	
4	S MIURA Yuina
3	V TSURUGA Kohane
2	OGIHARA Eri
1	MATSUNAGA Ai
A	SUZUKI Rin

Last Stone Draw	Distance
⌚ GRANDE Lucrezia	88.9cm
⌚ ZAMBELLI Giada	49.1cm
<b>Total</b>	<b>138.0cm</b>

Last Stone Draw	Distance
⌚ TSURUGA Kohane	15.0cm
⌚ MATSUNAGA Ai	17.9cm
<b>Total</b>	<b>32.9cm</b>

Time remaining: 1 minute 57 seconds

Time remaining: 7 minutes 0 seconds

Time-out: End 7

#### NOTE

Position and function for each team member:

4 = Fourth, 3 = Third, 2 = Second, 1 = Lead, A = Alternate, S = Skip, V = Vice-Skip

#### LEGEND

⌚ Clockwise

⌚ Counter-clockwise

LSFE(\*) Last Stone First End

X Unplayed/unfinished end due to concession

CURWTEAM4-----PREL000601--\_73 1.0

Report Created SUN 19 JAN 2025 9:59

Page 1/1

Data processing and timing by Microplus – www.microplustiming.com

Comitato Organizzatore



Evento organizzato con il supporto di



Con il patrocinio di



Main Sponsor



Official Sponsor



FISU Partner



Official Provider of Timing and Scoring



Media Partner



Assicurazioni



SUN 19 JAN 2025

Start Time 8:00

### Game Results

Sheet	Team	LSFE	1	2	3	4	5	6	7	8	Extra Ends	Total
B	CHN - China		2	1	2	0	3	0	X	X		8
	POL - Poland	*	0	0	0	1	0	1	X	X		2

CHN - China	
4 V	PEI Junhang
3 S	YIN Ziyi
2	QU Ruoxuan
1	TAN Siting
A	YE Zixuan

POL - Poland	
4 S	DYDERSKA Julia
3 V	JAWIEN Julia
2	FRYSZ Paulina
1	SZYMANOWSKA Martyna
A	DZIEWIRZ Marlena

Last Stone Draw	Distance
⌚ YIN Ziyi	41.1cm
⌚ QU Ruoxuan	64.3cm
<b>Total</b>	<b>105.4cm</b>

Last Stone Draw	Distance
⌚ SZYMANOWSKA Martyna	7.6cm
⌚ FRYSZ Paulina	28.2cm
<b>Total</b>	<b>35.8cm</b>

Time remaining: 11 minutes 19 seconds

Time remaining: 8 minutes 23 seconds

#### NOTE

Position and function for each team member:  
**4** = Fourth, **3** = Third, **2** = Second, **1** = Lead, **A** = Alternate, **S** = Skip, **V** = Vice-Skip

#### LEGEND

⌚ Clockwise      ⌚ Counter-clockwise      **LSFE(\*)** Last Stone First End  
**X** Unplayed/unfinished end due to concession





SUN 19 JAN 2025

Start Time 8:00

### Game Results

Sheet	Team	LSFE	1	2	3	4	5	6	7	8	Extra Ends	Total
C	GBR - United Kingdom	*	3	0	0	0	0	2	0	3		8
	USA - United States of America		0	1	1	0	1	0	1	0		4

GBR - United Kingdom	
4 S	WATT Laura
3 V	DAVIE Lisa
2	WILKIE-MILNE Holly
1	DAVIDSON Cara
A	MITCHELL Amy

USA - United States of America	
4 S	McDONALD Andie
3 V	THURSTON Teagan
2	NEILL Addison
1	SAMARZJA Riley
A	LIN Abby

Last Stone Draw		Distance
🕒	WATT Laura	51.4cm
🕒	WILKIE-MILNE Holly	32.7cm
<b>Total</b>		<b>84.1cm</b>

Last Stone Draw		Distance
🕒	NEILL Addison	199.6cm
🕒	THURSTON Teagan	11.7cm
<b>Total</b>		<b>211.3cm</b>

Time remaining: 0 minutes 36 seconds

Time-out: End 7

Time remaining: 0 minutes 20 seconds

Time-out: End 6

#### NOTE

Position and function for each team member:

4 = Fourth, 3 = Third, 2 = Second, 1 = Lead, A = Alternate, S = Skip, V = Vice-Skip

#### LEGEND

🕒 Clockwise

🕒 Counter-clockwise

LSFE(\*) Last Stone First End

CURWTEAM4-----PREL000603--\_73 1.0

Report Created SUN 19 JAN 2025 10:12

Page 1/1

Data processing and timing by Microplus – www.microplustiming.com

Comitato Organizzatore



Evento organizzato con il supporto di



Con il patrocinio di



Main Sponsor



Official Sponsor



FISU Partner



Official Provider of Timing and Scoring



Media Partner



Assicurazioni



SUN 19 JAN 2025

Start Time 8:00

### Game Results

Sheet	Team	LSFE	1	2	3	4	5	6	7	8	Extra Ends	Total
D	KOR - Republic of Korea		1	0	0	2	0	2	0	0		5
	NOR - Norway	*	0	1	0	0	2	0	0	1		4

KOR - Republic of Korea	
4 S	KANG Bobae
3	KIM Jisoo
2	SHIM Yujeong
1 V	KIM Minseo
A	JEONG Jaehee

NOR - Norway	
4 S	BJOERNSTAD Torild
3	OESTGAARD Nora
2	FORBREGD Ingeborg
1 V	MESLOE Eirin
A	-

Last Stone Draw	Distance
⌚ KIM Minseo	17.3cm
⌚ SHIM Yujeong	31.7cm
<b>Total</b>	<b>49.0cm</b>

Last Stone Draw	Distance
⌚ OESTGAARD Nora	8.7cm
⌚ FORBREGD Ingeborg	39.4cm
<b>Total</b>	<b>48.1cm</b>

Time remaining: 0 minutes 24 seconds

Time-out: End 8

Time remaining: 0 minutes 15 seconds

Time-out: End 8

#### NOTE

Position and function for each team member:

4 = Fourth, 3 = Third, 2 = Second, 1 = Lead, A = Alternate, S = Skip, V = Vice-Skip

#### LEGEND

⌚ Clockwise

⌚ Counter-clockwise

LSFE(\*) Last Stone First End

CURWTEAM4-----PREL000604--\_73 1.0

Report Created SUN 19 JAN 2025 10:17

Page 1/1

Data processing and timing by Microplus – www.microplustiming.com

Comitato Organizzatore



Evento organizzato con il supporto di



Con il patrocinio di



Main Sponsor



Official Sponsor



FISU Partner



Official Provider of Timing and Scoring



Media Partner



Assicurazioni



SUN 19 JAN 2025

Start Time 8:00

### Game Results

Sheet	Team	LSFE	1	2	3	4	5	6	7	8	Extra Ends	Total
E	SWE - Sweden		0	1	0	0	0	0	1	X		2
	CAN - Canada	*	3	0	1	0	1	0	0	X		5

SWE - Sweden	
4 S	DRYBURGH Moa
3 V	OREFJORD Thea
2	TJAERNLUND Moa
1	NILSSON Moa
A	-

CAN - Canada	
4 S	GRAY-WITHERS Serena
3 V	CLIFFORD Catherine
2	CULLEN Brianna
1	CINNAMON Zoe
A	RICHARDS Gracelyn

Last Stone Draw		Distance
⌚	NILSSON Moa	47.8cm
⌚	TJAERNLUND Moa	146.8cm
<b>Total</b>		<b>194.6cm</b>

Last Stone Draw		Distance
⌚	CLIFFORD Catherine	70.1cm
⌚	CULLEN Brianna	18.5cm
<b>Total</b>		<b>88.6cm</b>

Time remaining: 0 minutes 44 seconds

Time-out: End 8

Time remaining: 1 minute 16 seconds

#### NOTE

Position and function for each team member:  
**4** = Fourth, **3** = Third, **2** = Second, **1** = Lead, **A** = Alternate, **S** = Skip, **V** = Vice-Skip

#### LEGEND

⌚ Clockwise      ⌚ Counter-clockwise      **LSFE(\*)** Last Stone First End  
**X** Unplayed/unfinished end due to concession



SAT 18 JAN 2025  
Start Time 14:00

### Session Results and Standings

Sheet	Team	LSD/LSFE	1	2	3	4	5	6	7	8	Extra Ends	Total
A	NOR - Norway	92.1cm	0	0	0	1	0	1	0	1	0	3
	CHN - China	16.1cm *	1	0	0	0	1	0	1	0	1	4
B	ITA - Italy	196.3cm	0	1	0	1	0	0	1	X		3
	CAN - Canada	48.3cm *	2	0	2	0	3	1	0	X		8
C	POL - Poland	105.4cm	0	0	1	2	0	0	X	X		3
	KOR - Republic of Korea	98.9cm *	5	3	0	0	2	2	X	X		12
D	USA - United States of America	237.5cm	0	2	0	0	1	0	X	X		3
	SWE - Sweden	66.4cm *	4	0	2	2	0	4	X	X		12
E	GBR - United Kingdom	76.7cm *	1	0	1	0	2	0	2	X		6
	JPN - Japan	87.9cm	0	2	0	0	0	1	0	X		3

### Current Standings

Rank	Team	Games	Wins	Losses
1	CAN - Canada	5	5	0
2	JPN - Japan	5	4	1
2	KOR - Republic of Korea	5	4	1
4	CHN - China	5	3	2
4	NOR - Norway	5	3	2
4	SWE - Sweden	5	3	2
7	GBR - United Kingdom	5	1	4
7	ITA - Italy	5	1	4
7	USA - United States of America	5	1	4
10	POL - Poland	5	0	5

**NOTE**  
Under World Curling rules, tie-breaking rules for standings are not applied until after the last game of the round robin.

**LEGEND**  
LSD Last Stone Draw      LSF(\*E) Last Stone First End      X Unplayed/unfinished end due to concession



SAT 18 JAN 2025

Start Time 14:00

### Game Results

Sheet	Team	LSFE	1	2	3	4	5	6	7	8	Extra Ends	Total
A	NOR - Norway		0	0	0	1	0	1	0	1	0	3
	CHN - China	*	1	0	0	0	1	0	1	0	1	4

NOR - Norway	
4 S	BJOERNSTAD Torild
3	OESTGAARD Nora
2	FORBREGD Ingeborg
1 V	MESLOE Eirin
A	-

CHN - China	
4 V	PEI Junhang
3 S	YIN Ziyi
2	QU Ruoxuan
1	TAN Siting
A	YE Zixuan

Last Stone Draw	Distance
⌚ BJOERNSTAD Torild	27.0cm
⌚ MESLOE Eirin	65.1cm
<b>Total</b>	<b>92.1cm</b>

Last Stone Draw	Distance
⌚ PEI Junhang	14.3cm
⌚ TAN Siting	1.8cm
<b>Total</b>	<b>16.1cm</b>

Time remaining: 1 minute 14 seconds  
0 minutes 24 seconds (after extra end)

Time-out: End 7; End 9

Time remaining: 0 minutes 53 seconds  
1 minute 2 seconds (after extra end)

Time-out: End 8; End 9

#### NOTE

Position and function for each team member:

4 = Fourth, 3 = Third, 2 = Second, 1 = Lead, A = Alternate, S = Skip, V = Vice-Skip

#### LEGEND

⌚ Clockwise

⌚ Counter-clockwise

LSFE(\*) Last Stone First End

CURWTEAM4-----PREL000501--\_73 1.0

Report Created SAT 18 JAN 2025 16:30

Page 1/1

Data processing and timing by Microplus – www.microplustiming.com

Comitato Organizzatore



Evento organizzato con il supporto di



Con il patrocinio di



Main Sponsor



Official Sponsor



FISU Partner



Official Provider of Timing and Scoring



Media Partner



Assicurazioni



SAT 18 JAN 2025

Start Time 14:00

### Game Results

Sheet	Team	LSFE	1	2	3	4	5	6	7	8	Extra Ends	Total
B	ITA - Italy		0	1	0	1	0	0	1	X		3
	CAN - Canada	*	2	0	2	0	3	1	0	X		8

ITA - Italy	
4 V	GRANDE Lucrezia
3 S	GILBERTI Camilla
2	ZAMBELLI Giada
1	SCALESE Rachele
A	-

CAN - Canada	
4 S	GRAY-WITHERS Serena
3 V	CLIFFORD Catherine
2	CULLEN Brianna
1	CINNAMON Zoe
A	RICHARDS Gracelyn

Last Stone Draw	Distance
☺ SCALESE Rachele	119.1cm
☺ GILBERTI Camilla	77.2cm
<b>Total</b>	<b>196.3cm</b>

Last Stone Draw	Distance
☺ GRAY-WITHERS Serena	11.8cm
☺ CINNAMON Zoe	36.5cm
<b>Total</b>	<b>48.3cm</b>

Time remaining: 2 minutes 14 seconds

Time-out: End 6

Time remaining: 7 minutes 49 seconds

RICHARDS G replaced CINNAMON Z at the beginning of End 7

#### NOTE

Position and function for each team member:

4 = Fourth, 3 = Third, 2 = Second, 1 = Lead, A = Alternate, S = Skip, V = Vice-Skip

#### LEGEND

☺ Clockwise

☹ Counter-clockwise

LSFE(\*) Last Stone First End

X Unplayed/unfinished end due to concession



SAT 18 JAN 2025  
Start Time 14:00

**Game Results**

Sheet	Team	LSFE	1	2	3	4	5	6	7	8	Extra Ends	Total
C	POL - Poland		0	0	1	2	0	0	X	X		3
	KOR - Republic of Korea	*	5	3	0	0	2	2	X	X		12

**POL - Poland**

4 S	DYDERSKA Julia
3 V	JAWIEN Julia
2	FRYSZ Paulina
1	DZIEWIRZ Marlena
A	SZYMANOWSKA Martyna

**KOR - Republic of Korea**

4 S	KANG Bobae
3	KIM Jisoo
2	SHIM Yujeong
1 V	JEONG Jaehee
A	KIM Minseo

**Last Stone Draw**

	Distance
☺ JAWIEN Julia	91.7cm
☺ DYDERSKA Julia	13.7cm
<b>Total</b>	<b>105.4cm</b>

**Last Stone Draw**

	Distance
☺ KANG Bobae	71.2cm
☺ KIM Jisoo	27.7cm
<b>Total</b>	<b>98.9cm</b>

Time remaining: 6 minutes 52 seconds

Time remaining: 7 minutes 43 seconds

**NOTE**  
Position and function for each team member:  
4 = Fourth, 3 = Third, 2 = Second, 1 = Lead, A = Alternate, S = Skip, V = Vice-Skip

**LEGEND**  
☺ Clockwise      ☹ Counter-clockwise      LSFE(\*) Last Stone First End  
X Unplayed/unfinished end due to concession



SAT 18 JAN 2025  
Start Time 14:00

**Game Results**

Sheet	Team	LSFE	1	2	3	4	5	6	7	8	Extra Ends	Total
D	USA - United States of America		0	2	0	0	1	0	X	X		3
	SWE - Sweden	*	4	0	2	2	0	4	X	X		12

USA - United States of America	
4 S	McDONALD Andie
3 V	THURSTON Teagan
2	LIN Abby
1	SAMARZJA Riley
A	NEILL Addison

SWE - Sweden	
4 S	DRYBURGH Moa
3 V	OREFJORD Thea
2	TJAERNLUND Moa
1	NILSSON Moa
A	-

Last Stone Draw		Distance
⌚	SAMARZJA Riley	195.7cm
⌚	McDONALD Andie	41.8cm
<b>Total</b>		<b>237.5cm</b>

Last Stone Draw		Distance
⌚	DRYBURGH Moa	27.4cm
⌚	OREFJORD Thea	39.0cm
<b>Total</b>		<b>66.4cm</b>

Time remaining: 6 minutes 23 seconds

Time remaining: 9 minutes 39 seconds

**NOTE**  
Position and function for each team member:  
4 = Fourth, 3 = Third, 2 = Second, 1 = Lead, A = Alternate, S = Skip, V = Vice-Skip

**LEGEND**  
⌚ Clockwise      ⌚ Counter-clockwise      LSFE(\*) Last Stone First End  
X Unplayed/unfinished end due to concession





SAT 18 JAN 2025  
Start Time 14:00

**Game Results**

Sheet	Team	LSFE	1	2	3	4	5	6	7	8	Extra Ends	Total
E	GBR - United Kingdom	*	1	0	1	0	2	0	2	X		6
	JPN - Japan		0	2	0	0	0	1	0	X		3

GBR - United Kingdom	
4 S	WATT Laura
3 V	DAVIE Lisa
2	WILKIE-MILNE Holly
1	MITCHELL Amy
A	DAVIDSON Cara

JPN - Japan	
4 S	MIURA Yuina
3 V	TSURUGA Kohane
2	OGIHARA Eri
1	SUZUKI Rin
A	MATSUNAGA Ai

Last Stone Draw	Distance
⌚ DAVIE Lisa	35.6cm
⌚ WATT Laura	41.1cm
<b>Total</b>	<b>76.7cm</b>

Last Stone Draw	Distance
⌚ TSURUGA Kohane	21.2cm
⌚ SUZUKI Rin	66.7cm
<b>Total</b>	<b>87.9cm</b>

Time remaining: 0 minutes 57 seconds  
Time-out: End 7

Time remaining: 2 minutes 39 seconds  
Time-out: End 8

**NOTE**  
Position and function for each team member:  
4 = Fourth, 3 = Third, 2 = Second, 1 = Lead, A = Alternate, S = Skip, V = Vice-Skip

**LEGEND**  
⌚ Clockwise      ⌚ Counter-clockwise      LSFE(\*) Last Stone First End  
X Unplayed/unfinished end due to concession



FRI 17 JAN 2025  
Start Time 20:00

### Session Results and Standings

Sheet	Team	LSD/LSFE	1	2	3	4	5	6	7	8	Extra Ends	Total
A	KOR - Republic of Korea	66.1cm *	3	4	1	0	4	0	X	X		12
	ITA - Italy	231.6cm	0	0	0	1	0	2	X	X		3
B	NOR - Norway	84.9cm	1	0	2	0	1	0	2	X		6
	GBR - United Kingdom	71.0cm *	0	1	0	1	0	1	0	X		3
C	SWE - Sweden	223.4cm	2	0	1	0	1	0	0	1		5
	CHN - China	83.8cm *	0	2	0	1	0	3	1	0		7
D	JPN - Japan	221.9cm *	4	0	1	4	0	3	X	X		12
	POL - Poland	248.4cm	0	2	0	0	1	0	X	X		3
E	CAN - Canada	74.6cm *	3	0	2	0	1	0	2	X		8
	USA - United States of America	168.4cm	0	2	0	1	0	1	0	X		4

### Current Standings

Rank	Team	Games	Wins	Losses
1	CAN - Canada	4	4	0
1	JPN - Japan	4	4	0
3	KOR - Republic of Korea	4	3	1
3	NOR - Norway	4	3	1
5	CHN - China	4	2	2
5	SWE - Sweden	4	2	2
7	ITA - Italy	4	1	3
7	USA - United States of America	4	1	3
9	GBR - United Kingdom	4	0	4
9	POL - Poland	4	0	4

**NOTE**

Under World Curling rules, tie-breaking rules for standings are not applied until after the last game of the round robin.

**LEGEND**

LSD Last Stone Draw

LSFE(\*) Last Stone First End

X Unplayed/unfinished end due to concession



FRI 17 JAN 2025

Start Time 20:00

### Game Results

Sheet	Team	LSFE	1	2	3	4	5	6	7	8	Extra Ends	Total
A	KOR - Republic of Korea	*	3	4	1	0	4	0	X	X		12
	ITA - Italy		0	0	0	1	0	2	X	X		3

KOR - Republic of Korea	
4 S	KANG Bobae
3	KIM Jisoo
2	SHIM Yujeong
1 V	KIM Minseo
A	JEONG Jaehee

ITA - Italy	
4 V	GRANDE Lucrezia
3 S	GILBERTI Camilla
2	SCALESE Rachele
1	ZAMBELLI Giada
A	-

Last Stone Draw	Distance
☺ KIM Minseo	50.2cm
☺ SHIM Yujeong	15.9cm
<b>Total</b>	<b>66.1cm</b>

Last Stone Draw	Distance
☺ ZAMBELLI Giada	195.4cm
☺ GRANDE Lucrezia	36.2cm
<b>Total</b>	<b>231.6cm</b>

Time remaining: 8 minutes 29 seconds

Time remaining: 6 minutes 38 seconds

#### NOTE

Position and function for each team member:

4 = Fourth, 3 = Third, 2 = Second, 1 = Lead, A = Alternate, S = Skip, V = Vice-Skip

#### LEGEND

☺ Clockwise

☹ Counter-clockwise

LSFE(\*) Last Stone First End

X Unplayed/unfinished end due to concession

CURWTEAM4-----PREL000401--\_73 1.0

Report Created FRI 17 JAN 2025 21:44

Page 1/1

Data processing and timing by Microplus – www.microplustiming.com

Comitato Organizzatore



Evento organizzato con il supporto di



Con il patrocinio di



Main Sponsor



Official Sponsor



FISU Partner



Official Provider of Timing and Scoring



Media Partner



Assicurazioni



FRI 17 JAN 2025

Start Time 20:00

### Game Results

Sheet	Team	LSFE	1	2	3	4	5	6	7	8	Extra Ends	Total
B	NOR - Norway		1	0	2	0	1	0	2	X		6
	GBR - United Kingdom	*	0	1	0	1	0	1	0	X		3

NOR - Norway	
4 S	BJOERNSTAD Torild
3	OESTGAARD Nora
2	FORBREGD Ingeborg
1 V	MESLOE Eirin
A	-

GBR - United Kingdom	
4 S	WATT Laura
3 V	DAVIE Lisa
2	WILKIE-MILNE Holly
1	MITCHELL Amy
A	DAVIDSON Cara

Last Stone Draw		Distance
⌚	MESLOE Eirin	70.5cm
⌚	BJOERNSTAD Torild	14.4cm
<b>Total</b>		<b>84.9cm</b>

Last Stone Draw		Distance
⌚	WILKIE-MILNE Holly	45.3cm
⌚	MITCHELL Amy	25.7cm
<b>Total</b>		<b>71.0cm</b>

Time remaining: 2 minutes 53 seconds

Time-out: End 7

Time remaining: 4 minutes 19 seconds

Time-out: End 8

#### NOTE

Position and function for each team member:

4 = Fourth, 3 = Third, 2 = Second, 1 = Lead, A = Alternate, S = Skip, V = Vice-Skip

#### LEGEND

⌚ Clockwise      ⌚ Counter-clockwise

LSFE(\*) Last Stone First End

X Unplayed/unfinished end due to concession



FRI 17 JAN 2025  
Start Time 20:00

### Game Results

Sheet	Team	LSFE	1	2	3	4	5	6	7	8	Extra Ends	Total
C	SWE - Sweden		2	0	1	0	1	0	0	1		5
	CHN - China	*	0	2	0	1	0	3	1	0		7

SWE - Sweden	
4 S	DRYBURGH Moa
3 V	OREFJORD Thea
2	TJAERNLUND Moa
1	NILSSON Moa
A	-

CHN - China	
4 V	PEI Junhang
3 S	YIN Ziyi
2	QU Ruoxuan
1	TAN Siting
A	YE Zixuan

Last Stone Draw	Distance
⌚ DRYBURGH Moa	34.0cm
⌚ OREFJORD Thea	189.4cm
<b>Total</b>	<b>223.4cm</b>

Last Stone Draw	Distance
⌚ QU Ruoxuan	58.3cm
⌚ YIN Ziyi	25.5cm
<b>Total</b>	<b>83.8cm</b>

Time remaining: 3 minutes 43 seconds

Time remaining: 5 minutes 46 seconds

**NOTE**  
Position and function for each team member:  
4 = Fourth, 3 = Third, 2 = Second, 1 = Lead, A = Alternate, S = Skip, V = Vice-Skip

**LEGEND**  
⌚ Clockwise      ⌚ Counter-clockwise      LSFE(\*) Last Stone First End



FRI 17 JAN 2025

Start Time 20:00

### Game Results

Sheet	Team	LSFE	1	2	3	4	5	6	7	8	Extra Ends	Total
D	JPN - Japan	*	4	0	1	4	0	3	X	X		12
	POL - Poland		0	2	0	0	1	0	X	X		3

JPN - Japan	
4 S	MIURA Yuina
3 V	TSURUGA Kohane
2	OGIHARA Eri
1	SUZUKI Rin
A	MATSUNAGA Ai

POL - Poland	
4 S	DYDERSKA Julia
3 V	JAWIEN Julia
2	FRYSZ Paulina
1	DZIEWIRZ Marlena
A	SZYMANOWSKA Martyna

Last Stone Draw	Distance
⌚ OGIHARA Eri	118.1cm
⌚ MIURA Yuina	103.8cm
<b>Total</b>	<b>221.9cm</b>

Last Stone Draw	Distance
⌚ DZIEWIRZ Marlena	96.2cm
⌚ FRYSZ Paulina	152.2cm
<b>Total</b>	<b>248.4cm</b>

Time remaining: 11 minutes 14 seconds

Time remaining: 8 minutes 55 seconds

#### NOTE

Position and function for each team member:  
**4** = Fourth, **3** = Third, **2** = Second, **1** = Lead, **A** = Alternate, **S** = Skip, **V** = Vice-Skip

#### LEGEND

⌚ Clockwise      ⌚ Counter-clockwise      **LSFE(\*)** Last Stone First End  
**X** Unplayed/unfinished end due to concession



FRI 17 JAN 2025

Start Time 20:00

### Game Results

Sheet	Team	LSFE	1	2	3	4	5	6	7	8	Extra Ends	Total
E	CAN - Canada	*	3	0	2	0	1	0	2	X		8
	USA - United States of America		0	2	0	1	0	1	0	X		4

CAN - Canada	
4 S	GRAY-WITHERS Serena
3 V	CLIFFORD Catherine
2	CULLEN Brianna
1	CINNAMON Zoe
A	RICHARDS Gracelyn

USA - United States of America	
4 S	McDONALD Andie
3	NEILL Addison
2	LIN Abby
1 V	THURSTON Teagan
A	SAMARZJA Riley

Last Stone Draw		Distance
↻	CULLEN Brianna	54.9cm
↻	CLIFFORD Catherine	19.7cm
<b>Total</b>		<b>74.6cm</b>

Last Stone Draw		Distance
↻	THURSTON Teagan	57.0cm
↻	LIN Abby	111.4cm
<b>Total</b>		<b>168.4cm</b>

Time remaining: 0 minutes 37 seconds

Time remaining: 0 minutes 29 seconds

Time-out: End 6

#### NOTE

Position and function for each team member:

4 = Fourth, 3 = Third, 2 = Second, 1 = Lead, A = Alternate, S = Skip, V = Vice-Skip

#### LEGEND

↻ Clockwise

↻ Counter-clockwise

LSFE(\*) Last Stone First End

X Unplayed/unfinished end due to concession

CURWTEAM4-----PREL000405--\_73 1.0

Report Created FRI 17 JAN 2025 22:12

Page 1/1

Data processing and timing by Microplus – www.microplustiming.com

Comitato Organizzatore



Evento organizzato con il supporto di



Con il patrocinio di



Main Sponsor



Official Sponsor



FISU Partner



Official Provider of Timing and Scoring



Media Partner



Assicurazioni



FRI 17 JAN 2025  
Start Time 12:00

### Session Results and Standings

Sheet	Team	LSD/LSFE	1	2	3	4	5	6	7	8	Extra Ends	Total
A	JPN - Japan	161.5cm	4	0	1	0	0	2	5	X		12
	USA - United States of America	69.9cm *	0	1	0	1	1	0	0	X		3
B	POL - Poland	83.6cm	0	2	1	0	3	0	1	0		7
	SWE - Sweden	30.1cm *	3	0	0	2	0	2	0	2		9
C	CAN - Canada	134.2cm *	4	1	3	1	0	2	X	X		11
	GBR - United Kingdom	307.7cm	0	0	0	0	1	0	X	X		1
D	NOR - Norway	48.7cm *	0	4	1	2	0	4	X	X		11
	ITA - Italy	135.9cm	0	0	0	0	1	0	X	X		1
E	CHN - China	134.1cm	0	0	1	2	1	0	0	0		4
	KOR - Republic of Korea	39.4cm *	0	1	0	0	0	3	0	1		5

### Current Standings

Rank	Team	Games	Wins	Losses
1	CAN - Canada	3	3	0
1	JPN - Japan	3	3	0
3	KOR - Republic of Korea	3	2	1
3	NOR - Norway	3	2	1
3	SWE - Sweden	3	2	1
6	CHN - China	3	1	2
6	ITA - Italy	3	1	2
6	USA - United States of America	3	1	2
9	GBR - United Kingdom	3	0	3
9	POL - Poland	3	0	3

**NOTE**

Under World Curling rules, tie-breaking rules for standings are not applied until after the last game of the round robin.

**LEGEND**

LSD Last Stone Draw

LSFE(\*) Last Stone First End

X Unplayed/unfinished end due to concession





FRI 17 JAN 2025  
Start Time 12:00

**Game Results**

Sheet	Team	LSFE	1	2	3	4	5	6	7	8	Extra Ends	Total
A	JPN - Japan		4	0	1	0	0	2	5	X		12
	USA - United States of America	*	0	1	0	1	1	0	0	X		3

**JPN - Japan**

4	S	MIURA Yuina
3	V	TSURUGA Kohane
2		OGIHARA Eri
1		MATSUNAGA Ai
A		SUZUKI Rin

**USA - United States of America**

4	S	McDONALD Andie
3	V	THURSTON Teagan
2		LIN Abby
1		SAMARZJA Riley
A		NEILL Addison

**Last Stone Draw**

	Distance
⌚ MIURA Yuina	116.1cm
⌚ OGIHARA Eri	45.4cm
<b>Total</b>	<b>161.5cm</b>

**Last Stone Draw**

	Distance
⌚ McDONALD Andie	40.8cm
⌚ SAMARZJA Riley	29.1cm
<b>Total</b>	<b>69.9cm</b>

Time remaining: 5 minutes 35 seconds

Time remaining: 2 minutes 49 seconds

Time-out: End 6

**NOTE**  
Position and function for each team member:  
4 = Fourth, 3 = Third, 2 = Second, 1 = Lead, A = Alternate, S = Skip, V = Vice-Skip

**LEGEND**  
⌚ Clockwise      ⌚ Counter-clockwise      **LSFE(\*)** Last Stone First End  
X Unplayed/unfinished end due to concession



FRI 17 JAN 2025  
Start Time 12:00

### Game Results

Sheet	Team	LSFE	1	2	3	4	5	6	7	8	Extra Ends	Total
B	POL - Poland		0	2	1	0	3	0	1	0		7
	SWE - Sweden	*	3	0	0	2	0	2	0	2		9

POL - Poland	
4 S	DYDERSKA Julia
3 V	JAWIEN Julia
2	FRYSZ Paulina
1	DZIEWIRZ Marlena
A	SZYMANOWSKA Martyna

SWE - Sweden	
4 S	DRYBURGH Moa
3 V	OREFJORD Thea
2	TJAERNLUND Moa
1	NILSSON Moa
A	-

Last Stone Draw	Distance
☺ DYDERSKA Julia	14.6cm
☹ JAWIEN Julia	69.0cm
<b>Total</b>	<b>83.6cm</b>

Last Stone Draw	Distance
☺ OREFJORD Thea	12.5cm
☹ DRYBURGH Moa	17.6cm
<b>Total</b>	<b>30.1cm</b>

Time remaining: 0 minutes 29 seconds  
Time-out: End 8

Time remaining: 0 minutes 47 seconds  
Time-out: End 8

**NOTE**  
Position and function for each team member:  
4 = Fourth, 3 = Third, 2 = Second, 1 = Lead, A = Alternate, S = Skip, V = Vice-Skip

**LEGEND**  
☺ Clockwise      ☹ Counter-clockwise      LSFE(\*) Last Stone First End



FRI 17 JAN 2025

Start Time 12:00

### Game Results

Sheet	Team	LSFE	1	2	3	4	5	6	7	8	Extra Ends	Total
C	CAN - Canada	*	4	1	3	1	0	2	X	X		11
	GBR - United Kingdom		0	0	0	0	1	0	X	X		1

CAN - Canada	
4 S	GRAY-WITHERS Serena
3 V	CLIFFORD Catherine
2	CULLEN Brianna
1	CINNAMON Zoe
A	RICHARDS Gracelyn

GBR - United Kingdom	
4 S	WATT Laura
3 V	DAVIE Lisa
2	MITCHELL Amy
1	DAVIDSON Cara
A	WILKIE-MILNE Holly

Last Stone Draw		Distance
↻	CINNAMON Zoe	108.6cm
↻	GRAY-WITHERS Serena	25.6cm
<b>Total</b>		<b>134.2cm</b>

Last Stone Draw		Distance
↻	DAVIDSON Cara	108.1cm
↻	DAVIE Lisa	199.6cm
<b>Total</b>		<b>307.7cm</b>

Time remaining: 7 minutes 51 seconds

Time remaining: 7 minutes 53 seconds

RICHARDS G replaced CLIFFORD C at the beginning of End 5  
Revised line-up: (4 S) GRAY-WITHERS S, (3 V) RICHARDS G, (2) CULLEN B, (1) CINNAMON Z

#### NOTE

Position and function for each team member:  
4 = Fourth, 3 = Third, 2 = Second, 1 = Lead, A = Alternate, S = Skip, V = Vice-Skip

#### LEGEND

↻ Clockwise      ↻ Counter-clockwise      LSFE(\*) Last Stone First End  
X Unplayed/unfinished end due to concession

CURWTEAM4-----PREL000303--\_73 1.0

Report Created FRI 17 JAN 2025 13:42

Page 1/1

Data processing and timing by Microplus – www.microplustiming.com



FRI 17 JAN 2025

Start Time 12:00

### Game Results

Sheet	Team	LSFE	1	2	3	4	5	6	7	8	Extra Ends	Total
D	NOR - Norway	*	0	4	1	2	0	4	X	X		11
	ITA - Italy		0	0	0	0	1	0	X	X		1

NOR - Norway	
4 S	BJOERNSTAD Torild
3	OESTGAARD Nora
2	FORBREGD Ingeborg
1 V	MESLOE Eirin
A	-

ITA - Italy	
4 S	GILBERTI Camilla
3 V	GRANDE Lucrezia
2	ZAMBELLI Giada
1	SCALESE Rachele
A	-

Last Stone Draw		Distance
⌚	BJOERNSTAD Torild	32.1cm
⌚	MESLOE Eirin	16.6cm
<b>Total</b>		<b>48.7cm</b>

Last Stone Draw		Distance
⌚	GILBERTI Camilla	66.0cm
⌚	SCALESE Rachele	69.9cm
<b>Total</b>		<b>135.9cm</b>

Time remaining: 11 minutes 4 seconds

Time remaining: 5 minutes 24 seconds

Time-out: End 6

#### NOTE

Position and function for each team member:

4 = Fourth, 3 = Third, 2 = Second, 1 = Lead, A = Alternate, S = Skip, V = Vice-Skip

#### LEGEND

⌚ Clockwise

⌚ Counter-clockwise

LSFE(\*) Last Stone First End

X Unplayed/unfinished end due to concession

CURWTEAM4-----PREL000304--\_73 1.0

Report Created FRI 17 JAN 2025 13:44

Page 1/1

Data processing and timing by Microplus – www.microplustiming.com

Comitato Organizzatore



Evento organizzato con il supporto di



Con il patrocinio di



Main Sponsor



Official Sponsor



FISU Partner



Official Provider of Timing and Scoring



Media Partner



Assicurazioni



FRI 17 JAN 2025  
Start Time 12:00

**Game Results**

Sheet	Team	LSFE	1	2	3	4	5	6	7	8	Extra Ends	Total
E	CHN - China		0	0	1	2	1	0	0	0		4
	KOR - Republic of Korea	*	0	1	0	0	0	3	0	1		5

CHN - China	
4 S	PEI Junhang
3 V	YIN Ziyi
2	QU Ruoxuan
1	TAN Siting
A	YE Zixuan

KOR - Republic of Korea	
4 S	KANG Bobae
3	KIM Jisoo
2	SHIM Yujeong
1 V	KIM Minseo
A	JEONG Jaehee

Last Stone Draw	Distance
⌚ TAN Siting	50.7cm
⌚ PEI Junhang	83.4cm
<b>Total</b>	<b>134.1cm</b>

Last Stone Draw	Distance
⌚ KANG Bobae	20.5cm
⌚ KIM Jisoo	18.9cm
<b>Total</b>	<b>39.4cm</b>

Time remaining: 2 minutes 9 seconds  
Time-out: End 7

Time remaining: 0 minutes 55 seconds  
Time-out: End 8

**NOTE**  
Position and function for each team member:  
4 = Fourth, 3 = Third, 2 = Second, 1 = Lead, A = Alternate, S = Skip, V = Vice-Skip

**LEGEND**  
⌚ Clockwise      ⌚ Counter-clockwise      LSFE(\*) Last Stone First End



THU 16 JAN 2025  
Start Time 19:00

### Session Results and Standings

Sheet	Team	LSD/LSFE	1	2	3	4	5	6	7	8	Extra Ends	Total
A	CHN - China	133.8cm *	1	2	0	0	1	0	1	3		8
	GBR - United Kingdom	241.8cm	0	0	3	2	0	2	0	0		7
B	CAN - Canada	238.4cm	0	1	0	2	0	0	3	1		7
	KOR - Republic of Korea	196.9cm *	1	0	2	0	0	1	0	0		4
C	ITA - Italy	176.9cm	1	0	3	0	0	2	1	X		7
	POL - Poland	99.1cm *	0	1	0	1	3	0	0	X		5
D	SWE - Sweden	115.1cm *	0	0	0	1	0	0	X	X		1
	JPN - Japan	181.3cm	2	1	2	0	3	1	X	X		9
E	USA - United States of America	250.8cm	0	0	0	0	0	1	0	X		1
	NOR - Norway	40.6cm *	1	1	1	1	2	0	2	X		8

### Current Standings

Rank	Team	Games	Wins	Losses
1	CAN - Canada	2	2	0
1	JPN - Japan	2	2	0
3	CHN - China	2	1	1
3	ITA - Italy	2	1	1
3	KOR - Republic of Korea	2	1	1
3	NOR - Norway	2	1	1
3	SWE - Sweden	2	1	1
3	USA - United States of America	2	1	1
9	GBR - United Kingdom	2	0	2
9	POL - Poland	2	0	2

**NOTE**

Under World Curling rules, tie-breaking rules for standings are not applied until after the last game of the round robin.

**LEGEND**

LSD Last Stone Draw

LSFE(\*) Last Stone First End

X Unplayed/unfinished end due to concession



THU 16 JAN 2025

Start Time 19:00

### Game Results

Sheet	Team	LSFE	1	2	3	4	5	6	7	8	Extra Ends	Total
A	CHN - China	*	1	2	0	0	1	0	1	3		8
	GBR - United Kingdom		0	0	3	2	0	2	0	0		7

CHN - China	
4 S	PEI Junhang
3 V	YIN Ziyi
2	YE Zixuan
1	TAN Siting
A	QU Ruoxuan

GBR - United Kingdom	
4 S	WATT Laura
3 V	DAVIE Lisa
2	WILKIE-MILNE Holly
1	DAVIDSON Cara
A	MITCHELL Amy

Last Stone Draw		Distance
🕒	PEI Junhang	100.9cm
🕒	TAN Siting	32.9cm
<b>Total</b>		<b>133.8cm</b>

Last Stone Draw		Distance
🕒	DAVIE Lisa	42.2cm
🕒	DAVIDSON Cara	199.6cm
<b>Total</b>		<b>241.8cm</b>

Time remaining: 4 minutes 7 seconds

Time-out: End 8

Time remaining: 5 minutes 14 seconds

Time-out: End 8

#### NOTE

Position and function for each team member:

4 = Fourth, 3 = Third, 2 = Second, 1 = Lead, A = Alternate, S = Skip, V = Vice-Skip

#### LEGEND

🕒 Clockwise

🕒 Counter-clockwise

LSFE(\*) Last Stone First End

CURWTEAM4-----PREL000201--\_73 1.0

Report Created THU 16 JAN 2025 21:09

Page 1/1

Data processing and timing by Microplus – www.microplustiming.com

Comitato Organizzatore



Evento organizzato con il supporto di



Con il patrocinio di



Main Sponsor



Official Sponsor



FISU Partner



Official Provider of Timing and Scoring



Media Partner



Assicurazioni



THU 16 JAN 2025

Start Time 19:00

### Game Results

Sheet	Team	LSFE	1	2	3	4	5	6	7	8	Extra Ends	Total
B	CAN - Canada		0	1	0	2	0	0	3	1		7
	KOR - Republic of Korea	*	1	0	2	0	0	1	0	0		4

CAN - Canada	
4 S	GRAY-WITHERS Serena
3 V	CLIFFORD Catherine
2	CULLEN Brianna
1	CINNAMON Zoe
A	RICHARDS Gracelyn

KOR - Republic of Korea	
4 S	KANG Bobae
3	KIM Jisoo
2	SHIM Yujeong
1 V	KIM Minseo
A	JEONG Jaehee

Last Stone Draw		Distance
↻	CLIFFORD Catherine	38.8cm
↻	CULLEN Brianna	199.6cm
<b>Total</b>		<b>238.4cm</b>

Last Stone Draw		Distance
↻	SHIM Yujeong	36.0cm
↻	KIM Minseo	160.9cm
<b>Total</b>		<b>196.9cm</b>

Time remaining: 1 minute 10 seconds

Time-out: End 7

Time remaining: 0 minutes 7 seconds

Time-out: End 7

#### NOTE

Position and function for each team member:

4 = Fourth, 3 = Third, 2 = Second, 1 = Lead, A = Alternate, S = Skip, V = Vice-Skip

#### LEGEND

↻ Clockwise

↻ Counter-clockwise

LSFE(\*) Last Stone First End

CURWTEAM4-----PREL000202--\_73 1.0

Report Created THU 16 JAN 2025 21:19

Page 1/1

Data processing and timing by Microplus – www.microplustiming.com

Comitato Organizzatore



Evento organizzato con il supporto di



Con il patrocinio di



Main Sponsor



Official Sponsor



FISU Partner



Official Provider of Timing and Scoring



Media Partner



Assicurazioni





THU 16 JAN 2025  
Start Time 19:00

**Game Results**

Sheet	Team	LSFE	1	2	3	4	5	6	7	8	Extra Ends	Total
C	ITA - Italy		1	0	3	0	0	2	1	X		7
	POL - Poland	*	0	1	0	1	3	0	0	X		5

ITA - Italy	
4 S	GILBERTI Camilla
3 V	GRANDE Lucrezia
2	ZAMBELLI Giada
1	SCALESE Rachele
A	-

POL - Poland	
4 S	DYDERSKA Julia
3 V	JAWIEN Julia
2	FRYSZ Paulina
1	SZYMANOWSKA Martyna
A	DZIEWIRZ Marlena

Last Stone Draw		Distance
⌚	GRANDE Lucrezia	59.8cm
⌚	ZAMBELLI Giada	117.1cm
<b>Total</b>		<b>176.9cm</b>

Last Stone Draw		Distance
⌚	FRYSZ Paulina	46.5cm
⌚	SZYMANOWSKA Martyna	52.6cm
<b>Total</b>		<b>99.1cm</b>

Time remaining: 1 minute 14 seconds  
Time-out: End 6

Time remaining: 1 minute 23 seconds  
Time-out: End 8

DZIEWIRZ M replaced SZYMANOWSKA M at the beginning of End 5

**NOTE**  
Position and function for each team member:  
4 = Fourth, 3 = Third, 2 = Second, 1 = Lead, A = Alternate, S = Skip, V = Vice-Skip

**LEGEND**  
⌚ Clockwise      ⌚ Counter-clockwise      LSFE(\*) Last Stone First End  
X Unplayed/unfinished end due to concession



THU 16 JAN 2025  
Start Time 19:00

### Game Results

Sheet	Team	LSFE	1	2	3	4	5	6	7	8	Extra Ends	Total
D	SWE - Sweden	*	0	0	0	1	0	0	X	X		1
	JPN - Japan		2	1	2	0	3	1	X	X		9

SWE - Sweden	
4 S	DRYBURGH Moa
3 V	OREFJORD Thea
2	TJAERNLUND Moa
1	NILSSON Moa
A	-

JPN - Japan	
4 S	MIURA Yuina
3 V	TSURUGA Kohane
2	OGIHARA Eri
1	MATSUNAGA Ai
A	SUZUKI Rin

Last Stone Draw		Distance
⌚	OREFJORD Thea	8.3cm
⌚	DRYBURGH Moa	106.8cm
<b>Total</b>		<b>115.1cm</b>

Last Stone Draw		Distance
⌚	MATSUNAGA Ai	97.9cm
⌚	TSURUGA Kohane	83.4cm
<b>Total</b>		<b>181.3cm</b>

Time remaining: 6 minutes 8 seconds

Time remaining: 7 minutes 29 seconds

Time-out: End 6

**NOTE**  
Position and function for each team member:  
4 = Fourth, 3 = Third, 2 = Second, 1 = Lead, A = Alternate, S = Skip, V = Vice-Skip

**LEGEND**  
⌚ Clockwise      ⌚ Counter-clockwise      LSFE(\*) Last Stone First End  
X Unplayed/unfinished end due to concession



THU 16 JAN 2025

Start Time 19:00

### Game Results

Sheet	Team	LSFE	1	2	3	4	5	6	7	8	Extra Ends	Total
E	USA - United States of America		0	0	0	0	0	1	0	X		1
	NOR - Norway	*	1	1	1	1	2	0	2	X		8

USA - United States of America	
4 S	McDONALD Andie
3 V	THURSTON Teagan
2	LIN Abby
1	SAMARZJA Riley
A	NEILL Addison

NOR - Norway	
4 S	BJOERNSTAD Torild
3	OESTGAARD Nora
2	FORBREGD Ingeborg
1 V	MESLOE Eirin
A	-

Last Stone Draw		Distance
⌚	LIN Abby	199.6cm
⌚	THURSTON Teagan	51.2cm
<b>Total</b>		<b>250.8cm</b>

Time remaining: 7 minutes 1 second

Last Stone Draw		Distance
⌚	MESLOE Eirin	16.4cm
⌚	BJOERNSTAD Torild	24.2cm
<b>Total</b>		<b>40.6cm</b>

Time remaining: 7 minutes 48 seconds

#### NOTE

Position and function for each team member:  
**4** = Fourth, **3** = Third, **2** = Second, **1** = Lead, **A** = Alternate, **S** = Skip, **V** = Vice-Skip

#### LEGEND

⌚ Clockwise      ⌚ Counter-clockwise      **LSFE(\*)** Last Stone First End  
**X** Unplayed/unfinished end due to concession



THU 16 JAN 2025

Start Time 9:00

### Session Results and Standings

Sheet	Team	LSD/LSFE	1	2	3	4	5	6	7	8	Extra Ends	Total
A	POL - Poland	236.4cm	0	1	0	0	0	0	0	X		1
	CAN - Canada	68.9cm *	1	0	2	2	2	1	1	X		9
B	USA - United States of America	110.8cm *	1	1	0	0	1	1	0	2		6
	CHN - China	157.2cm	0	0	1	1	0	0	3	0		5
C	NOR - Norway	74.6cm	0	0	2	0	0	0	X	X		2
	JPN - Japan	43.2cm *	2	1	0	3	3	1	X	X		10
D	GBR - United Kingdom	57.0cm *	0	0	2	0	0	0	1	X		3
	KOR - Republic of Korea	144.4cm	0	1	0	3	1	1	0	X		6
E	ITA - Italy	207.1cm	0	1	0	0	0	2	1	X		4
	SWE - Sweden	137.2cm *	2	0	1	3	2	0	0	X		8

### Current Standings

Rank	Team	Games	Wins	Losses
1	CAN - Canada	1	1	0
1	JPN - Japan	1	1	0
1	KOR - Republic of Korea	1	1	0
1	SWE - Sweden	1	1	0
1	USA - United States of America	1	1	0
6	CHN - China	1	0	1
6	GBR - United Kingdom	1	0	1
6	ITA - Italy	1	0	1
6	NOR - Norway	1	0	1
6	POL - Poland	1	0	1

**NOTE**

Under World Curling rules, tie-breaking rules for standings are not applied until after the last game of the round robin.

**LEGEND**

LSD Last Stone Draw

LSFE(\*) Last Stone First End

X Unplayed/unfinished end due to concession



THU 16 JAN 2025

Start Time 9:00

### Game Results

Sheet	Team	LSFE	1	2	3	4	5	6	7	8	Extra Ends	Total
A	POL - Poland		0	1	0	0	0	0	0	X		1
	CAN - Canada	*	1	0	2	2	2	1	1	X		9

POL - Poland	
4 S	DYDERSKA Julia
3 V	JAWIEN Julia
2	FRYSZ Paulina
1	SZYMANOWSKA Martyna
A	DZIEWIRZ Marlena

CAN - Canada	
4 S	GRAY-WITHERS Serena
3 V	CLIFFORD Catherine
2	CULLEN Brianna
1	CINNAMON Zoe
A	RICHARDS Gracelyn

Last Stone Draw		Distance
⌚	JAWIEN Julia	36.8cm
⌚	DYDERSKA Julia	199.6cm
<b>Total</b>		<b>236.4cm</b>

Last Stone Draw		Distance
⌚	GRAY-WITHERS Serena	45.1cm
⌚	CINNAMON Zoe	23.8cm
<b>Total</b>		<b>68.9cm</b>

Time remaining: 4 minutes 18 seconds

Time remaining: 6 minutes 24 seconds

#### NOTE

Position and function for each team member:  
**4** = Fourth, **3** = Third, **2** = Second, **1** = Lead, **A** = Alternate, **S** = Skip, **V** = Vice-Skip

#### LEGEND

⌚ Clockwise      ⌚ Counter-clockwise      **LSFE(\*)** Last Stone First End  
**X** Unplayed/unfinished end due to concession



THU 16 JAN 2025

Start Time 9:00

### Game Results

Sheet	Team	LSFE	1	2	3	4	5	6	7	8	Extra Ends	Total
B	USA - United States of America	*	1	1	0	0	1	1	0	2		6
	CHN - China		0	0	1	1	0	0	3	0		5

USA - United States of America	
4 S	McDONALD Andie
3 V	THURSTON Teagan
2	LIN Abby
1	SAMARZJA Riley
A	NEILL Addison

CHN - China	
4 S	PEI Junhang
3 V	YIN Ziyi
2	YE Zixuan
1	TAN Siting
A	QU Ruoxuan

Last Stone Draw		Distance
🕒	SAMARZJA Riley	56.0cm
🕒	McDONALD Andie	54.8cm
<b>Total</b>		<b>110.8cm</b>

Last Stone Draw		Distance
🕒	YIN Ziyi	25.3cm
🕒	YE Zixuan	131.9cm
<b>Total</b>		<b>157.2cm</b>

Time remaining: 2 minutes 15 seconds

Time-out: End 8

Time remaining: 1 minute 39 seconds

Time-out: End 8

**NOTE**  
Position and function for each team member:  
4 = Fourth, 3 = Third, 2 = Second, 1 = Lead, A = Alternate, S = Skip, V = Vice-Skip

**LEGEND**  
🕒 Clockwise      🕒 Counter-clockwise      **LSFE(\*)** Last Stone First End



THU 16 JAN 2025

Start Time 9:00

### Game Results

Sheet	Team	LSFE	1	2	3	4	5	6	7	8	Extra Ends	Total
C	NOR - Norway		0	0	2	0	0	0	X	X		2
	JPN - Japan	*	2	1	0	3	3	1	X	X		10

NOR - Norway	
4 S	BJOERNSTAD Torild
3	OESTGAARD Nora
2	FORBREGD Ingeborg
1 V	MESLOE Eirin
A	-

JPN - Japan	
4 S	MIURA Yuina
3 V	TSURUGA Kohane
2	OGIHARA Eri
1	MATSUNAGA Ai
A	SUZUKI Rin

Last Stone Draw	Distance
⌚ FORBREGD Ingeborg	11.0cm
⌚ OESTGAARD Nora	63.6cm
<b>Total</b>	<b>74.6cm</b>

Last Stone Draw	Distance
⌚ MIURA Yuina	10.6cm
⌚ OGIHARA Eri	32.6cm
<b>Total</b>	<b>43.2cm</b>

Time remaining: 8 minutes 39 seconds

Time remaining: 12 minutes 1 second

#### NOTE

Position and function for each team member:  
**4** = Fourth, **3** = Third, **2** = Second, **1** = Lead, **A** = Alternate, **S** = Skip, **V** = Vice-Skip

#### LEGEND

⌚ Clockwise      ⌚ Counter-clockwise      **LSFE(\*)** Last Stone First End  
**X** Unplayed/unfinished end due to concession



THU 16 JAN 2025

Start Time 9:00

### Game Results

Sheet	Team	LSFE	1	2	3	4	5	6	7	8	Extra Ends	Total
D	GBR - United Kingdom	*	0	0	2	0	0	0	1	X		3
	KOR - Republic of Korea		0	1	0	3	1	1	0	X		6

GBR - United Kingdom	
4 S	WATT Laura
3 V	DAVIE Lisa
2	WILKIE-MILNE Holly
1	MITCHELL Amy
A	DAVIDSON Cara

KOR - Republic of Korea	
4 S	KANG Bobae
3	KIM Jisoo
2	SHIM Yujeong
1 V	KIM Minseo
A	JEONG Jaehee

Last Stone Draw		Distance
⌚	WATT Laura	25.8cm
⌚	WILKIE-MILNE Holly	31.2cm
<b>Total</b>		<b>57.0cm</b>

Last Stone Draw		Distance
⌚	KIM Jisoo	20.5cm
⌚	KANG Bobae	123.9cm
<b>Total</b>		<b>144.4cm</b>

Time remaining: 1 minute 8 seconds

Time remaining: 3 minutes 18 seconds

Time-out: End 6

#### NOTE

Position and function for each team member:  
**4** = Fourth, **3** = Third, **2** = Second, **1** = Lead, **A** = Alternate, **S** = Skip, **V** = Vice-Skip

#### LEGEND

⌚ Clockwise      ⌚ Counter-clockwise      **LSFE(\*)** Last Stone First End  
**X** Unplayed/unfinished end due to concession





THU 16 JAN 2025

Start Time 9:00

### Game Results

Sheet	Team	LSFE	1	2	3	4	5	6	7	8	Extra Ends	Total
E	ITA - Italy		0	1	0	0	0	2	1	X		4
	SWE - Sweden	*	2	0	1	3	2	0	0	X		8

ITA - Italy	
4 S	GILBERTI Camilla
3 V	GRANDE Lucrezia
2	ZAMBELLI Giada
1	SCALESE Rachele
A	-

SWE - Sweden	
4 S	DRYBURGH Moa
3 V	OREFJORD Thea
2	TJAERNLUND Moa
1	NILSSON Moa
A	-

Last Stone Draw	Distance
☺ SCALESE Rachele	199.6cm
☹ GILBERTI Camilla	7.5cm
<b>Total</b>	<b>207.1cm</b>

Last Stone Draw	Distance
☺ OREFJORD Thea	23.7cm
☹ DRYBURGH Moa	113.5cm
<b>Total</b>	<b>137.2cm</b>

Time remaining: 1 minute 10 seconds

Time remaining: 5 minutes 14 seconds

Time-out: End 5

#### NOTE

Position and function for each team member:  
4 = Fourth, 3 = Third, 2 = Second, 1 = Lead, A = Alternate, S = Skip, V = Vice-Skip

#### LEGEND

☺ Clockwise      ☹ Counter-clockwise      LSFE(\*) Last Stone First End  
X Unplayed/unfinished end due to concession

CURWTEAM4-----PREL000105--\_73 1.0

Report Created THU 16 JAN 2025 11:09

Page 1/1

Data processing and timing by Microplus – www.microplustiming.com

Comitato Organizzatore



Evento organizzato con il supporto di



Con il patrocinio di



Main Sponsor



Official Sponsor



FISU Partner



Official Provider of Timing and Scoring



Media Partner



Assicurazioni



## Entry List by Event

As of WED 15 JAN 2025

CAN - Canada		
4 S	GRAY-WITHERS Serena	R
3 V	CLIFFORD Catherine	R
2	CULLEN Brianna	R
1	CINNAMON Zoe	R
A	RICHARDS Gracelyn	R
C	KREPPS Rob	
O	RADFORD Helen	
O	-	

CHN - China		
4 S	PEI Junhang	R
3 V	YIN Ziyi	R
2	YE Zixuan	R
1	TAN Siting	R
A	QU Ruoxuan	R
C	YU Zuojun	
T	YANG Yi	
O	BA Dexin	

GBR - United Kingdom		
4 S	WATT Laura	R
3 V	DAVIE Lisa	R
2	WILKIE-MILNE Holly	R
1	MITCHELL Amy	R
A	DAVIDSON Cara	R
C	CARSON Luke	
NC	SMITH Nancy	
O	-	

ITA - Italy		
4 S	GILBERTI Camilla	R
3 V	GRANDE Lucrezia	R
2	ZAMBELLI Giada	R
1	SCALESE Rachele	R
A	-	
C	GALKINA Ekaterina	
O	-	
O	-	

JPN - Japan		
4 S	MIURA Yuina	R
3 V	TSURUGA Kohane	R
2	OGIHARA Eri	R
1	SUZUKI Rin	R
A	MATSUNAGA Ai	R
C	OGASAWARA Ayumi	
O	-	
O	-	

KOR - Republic of Korea		
4 S	KANG Bobae	R
3	KIM Jisoo	R
2	SHIM Yujeong	R
1 V	KIM Minseo	R
A	JEONG Jaehee	R
C	KWON Youngil	
T	MOON Jungsu	
O	-	

NOR - Norway		
4 S	BJOERNSTAD Torild	R
3	OESTGAARD Nora	R
2	FORBREGD Ingeborg	R
1 V	MESLOE Eirin	R
A	-	
C	BJOERNSTAD Ingebrigt	
O	-	
O	-	

POL - Poland		
4 S	DYDERSKA Julia	R
3 V	JAWIEN Julia	R
2	FRYSZ Paulina	R
1	SZYMANOWSKA Martyna	R
A	DZIEWIRZ Marlena	R
C	BARES Jakub	
O	-	
O	-	

SWE - Sweden		
4 S	DRYBURGH Moa	R
3 V	OREFJORD Thea	R
2	TJAERNLUND Moa	R
1	NILSSON Moa	R
A	-	
C	DRYBURGH Margaretha	
O	-	
O	-	

USA - United States of America		
4 S	McDONALD Andie	R
3 V	THURSTON Teagan	R
2	LIN Abby	R
1	SAMARZJA Riley	R
A	NEILL Addison	R
C	BEAR Madison	
O	HOLDEN Krista	
O	-	



## Entry List by Event

As of WED 15 JAN 2025

**NOTE**  
Position and function for each team member:  
**4** = Fourth, **3** = Third, **2** = Second, **1** = Lead, **A** = Alternate, **S** = Skip, **V** = Vice-Skip  
**C** = Coach, **2C** = 2nd Team Coach, **NC** = National Coach, **T** = Translator, **O** = Team Official

**LEGEND**  
**R** Right-handed



THU 23 JAN 2025

## Medallists

Medal	Country	Name	Position - Function
GOLD	NOR - Norway	HOESTMAELINGEN Lukas	4 S
		BURAAS Grunde	3
		LILLEBOE Magnus Lunde	2
		NORDBYE Tinius Haslev	1
SILVER	USA - United States of America	HEBERT Caden	4 S
		BESTLAND Jackson	3
		ARMSTRONG Jackson	2
		WENDTLAND Jack	1
		KAUFFMAN Connor	A
BRONZE	SUI - Switzerland	ISELI Jan	4 S
		WINZ Maximilian	3
		HUERLIMANN Dean	2
		FANCHINI Sandro	1

### NOTE

Position and function for each team member:

**4** = Fourth, **3** = Third, **2** = Second, **1** = Lead, **A** = Alternate, **S** = Skip

CURMTEAM4-----\_92B 2.0

Report Created THU 23 JAN 2025 16:11

Page 1/1

Data processing and timing by Microplus – [www.microplustiming.com](http://www.microplustiming.com)

Comitato Organizzatore



Evento organizzato con il supporto di



Con il patrocinio di



Main Sponsor



Official Sponsor



FISU Partner



Official Provider of Timing and Scoring



Media Partner



Assicurazioni



## Final Standings

Rank	Team	Players	Position - Function
1	NOR - Norway	HOESTMAELINGEN Lukas	4 S
		BURAAS Grunde	3 V
		LILLEBOE Magnus Lunde	2
		NORDBYE Tinius Haslev	1
		-	A
2	USA - United States of America	HEBERT Caden	4 S
		BESTLAND Jackson	3 V
		ARMSTRONG Jackson	2
		WENDTLAND Jack	1
		KAUFFMAN Connor	A
3	SUI - Switzerland	ISELI Jan	4 S
		WINZ Maximilian	3 V
		HUERLIMANN Dean	2
		FANCHINI Sandro	1
		-	A
4	CAN - Canada	BRYDEN Joshua	4 S
		BUKURAK Adam	3 V
		WILLIAMSON Carter	2
		WHITTMIRE Ayden	1
		-	A
5	KOR - Republic of Korea	LEE Jaebeom	4 S
		KIM Hyojun	3 V
		KIM Eunbin	2
		PYO Jeongmin	1
		KIM Jinhun	A
6	ITA - Italy	COLLI Giacomo	4 S
		GILLI Stefano	3 V
		GILLI Andrea	2
		VIGLIANI Francesco	1
		SPILLER Stefano	A
7	SWE - Sweden	LANDELIUS Axel	4 S
		JOHANSSON Alfons	3 V
		HANNA Jacob	2
		PALM Alexander	1
		-	A
8	UKR - Ukraine	NIKOLOV Eduard	4 S
		SHCHUR Yaroslav	3 V
		SUHAK Artem	2
		KOVAL Vladyslav	1
		HASYNETS Artem	A
9	GBR - United Kingdom	THOMSON Arran	4 S
		CRAIK Ross	3 V
		JOHNSTON Kaleb	2
		MACNAIR Rory	1
		SWANSTON Fraser	A



## Final Standings

Rank	Team	Players	Position - Function
10	CHN - China	MENG Tianyu HOU Fuqiang YU Sen LIANG Zhengzhao LI Zan	4 S 3 V 2 1 A

### NOTE

Position and function for each team member:

**4** = Fourth, **3** = Third, **2** = Second, **1** = Lead, **A** = Alternate, **S** = Skip, **V** = Vice-Skip




### Competition Summary

Session	Date Time	Sheet A	Sheet B	Sheet C	Sheet D	Sheet E
Session 1	15 JAN 19:00	UKR 4 - 7 SWE	CAN 7 - 5 SUI	CHN 6 - 7 ITA	USA 3 - 4 NOR	GBR 3 - 5 KOR
Session 2	16 JAN 14:00	SUI 2 - 6 USA	SWE 2 - 12 NOR	GBR 8 - 6 UKR	KOR 5 - 4 ITA	CAN 6 - 2 CHN
Session 3	17 JAN 8:00	ITA 7 - 3 CAN	UKR 6 - 5 KOR	SWE 4 - 10 USA	CHN 6 - 5 GBR	SUI 5 - 8 NOR
Session 4	17 JAN 16:00	NOR 8 - 3 GBR	CHN 5 - 7 USA	KOR 5 - 7 SUI	ITA 7 - 1 UKR	SWE 2 - 8 CAN
Session 5	18 JAN 9:00	CHN 5 - 6 SUI	GBR 5 - 7 SWE	UKR 6 - 8 NOR	CAN 5 - 2 KOR	USA 6 - 5 ITA
Session 6	18 JAN 19:00	GBR 4 - 7 ITA	SUI 5 - 7 UKR	USA 7 - 4 CAN	NOR 8 - 3 CHN	KOR 5 - 2 SWE
Session 7	19 JAN 12:00	CAN 4 - 10 NOR	KOR 7 - 2 CHN	ITA 9 - 4 SWE	GBR 3 - 4 SUI	UKR 4 - 6 USA
Session 8	19 JAN 20:00	SWE 9 - 3 CHN	USA 7 - 4 GBR	NOR 4 - 6 KOR	UKR 1 - 7 CAN	ITA 4 - 7 SUI
Session 9	20 JAN 14:00	USA 6 - 3 KOR	NOR 9 - 2 ITA	CAN 2 - 3 GBR	SUI 6 - 1 SWE	CHN 3 - 6 UKR
Semi-final 1	21 JAN 8:00			CAN 4 - 8 USA		
Semi-final 2	21 JAN 12:00			NOR 7 - 4 SUI		
Bronze Medal	22 JAN 19:00			CAN 1 - 6 SUI		
Gold Medal	23 JAN 14:00			NOR 8 - 4 USA		

### Standings after Round Robin

Rank	Team	Games	Wins	Losses	
1	NOR - Norway	9	8	1	Q w1
2	USA - United States of America	9	8	1	Q w0
3	CAN - Canada	9	5	4	Q w2,1
4	SUI - Switzerland	9	5	4	Q w2,0
5	KOR - Republic of Korea	9	5	4	w1,1
6	ITA - Italy	9	5	4	w1,0
7	SWE - Sweden	9	3	6	w1
8	UKR - Ukraine	9	3	6	w0
9	GBR - United Kingdom	9	2	7	
10	CHN - China	9	1	8	

### Play-offs Bracket





## Competition Summary

### LEGEND

**EE** Extra End

**Q** Qualified for the play-offs

**wn** Number of wins (n) against tied teams

CURMTEAM4-----\_76A 13.0

Report Created THU 23 JAN 2025 16:14

Page 2/2

Data processing and timing by Microplus – [www.microplustiming.com](http://www.microplustiming.com)

Comitato Organizzatore



Evento organizzato con il supporto di



Con il patrocinio di



Main Sponsor



Official Sponsor



FISU Partner



Official Provider of Timing and Scoring



Media Partner



Assicurazioni





### Scoring Analysis

Team	Games	LSFE	Stolen Ends	Last Stone Eff.	Force Eff.	Points Scored							Total	Plus / Minus
						0	1	2	3	4	>4			
NOR	For	9	17	61%	59%	5	16	15	10	1	1	86	+44	
	Against	2	7			3	19	7	3	0	0	42		
USA	For	4	14	53%	58%	8	15	12	6	2	1	70	+23	
	Against	7	8			6	18	13	1	0	0	47		
ITA	For	6	7	41%	59%	5	16	9	6	0	0	52	+7	
	Against	3	5			3	15	8	2	2	0	45		
KOR	For	5	7	41%	47%	10	17	7	4	0	0	43	+4	
	Against	4	6			5	15	6	4	0	0	39		
SUI	For	6	9	37%	56%	8	20	12	3	1	0	57	+3	
	Against	4	8			7	19	8	5	1	0	54		
CAN	For	6	8	28%	61%	6	20	7	3	2	0	51	-2	
	Against	5	8			10	19	7	3	0	2	53		
GBR	For	2	7	32%	52%	6	15	10	1	0	0	38	-14	
	Against	7	9			5	18	8	6	0	0	52		
UKR	For	5	4	32%	35%	2	15	10	2	0	0	41	-15	
	Against	4	8			7	13	12	5	1	0	56		
SWE	For	5	3	30%	39%	4	11	7	3	1	0	38	-24	
	Against	4	14			5	13	11	5	3	0	62		
CHN	For	1	8	10%	25%	1	20	4	1	1	0	35	-26	
	Against	8	11			4	16	13	5	1	0	61		
Total	49		84			55	165	93	39	8	2	511		

**NOTE**

Stolen ends are the ends won without the last stone advantage.

Last Stone Efficiency: Scoring two or more points with last stone advantage.

Force Efficiency: Forcing the opponent team to score only one point when they have the last stone advantage.

**LEGEND**

>4 More than four points scored

Eff. Efficiency

LSFE Last Stone First End



### Summary of Big Ends

Points Scored	By	Against	Session	End	Game Result
6	NOR - Norway	CAN - Canada	7	5	10 : 4
5	USA - United States of America	CAN - Canada	SF	2	8 : 4
4	CAN - Canada	SWE - Sweden	4	4	8 : 2
4	CAN - Canada	SUI - Switzerland	1	4	7 : 5
4	USA - United States of America	CHN - China	4	6	7 : 5
4	USA - United States of America	SWE - Sweden	3	6	10 : 4
4	CHN - China	ITA - Italy	1	6	6 : 7
4	NOR - Norway	SWE - Sweden	2	2	12 : 2
4	SUI - Switzerland	ITA - Italy	8	5	7 : 4
4	SWE - Sweden	UKR - Ukraine	1	3	7 : 4

**NOTE**  
Big ends are defined as ends with a score of four or more points.

**LEGEND**  
SF Semi-finals

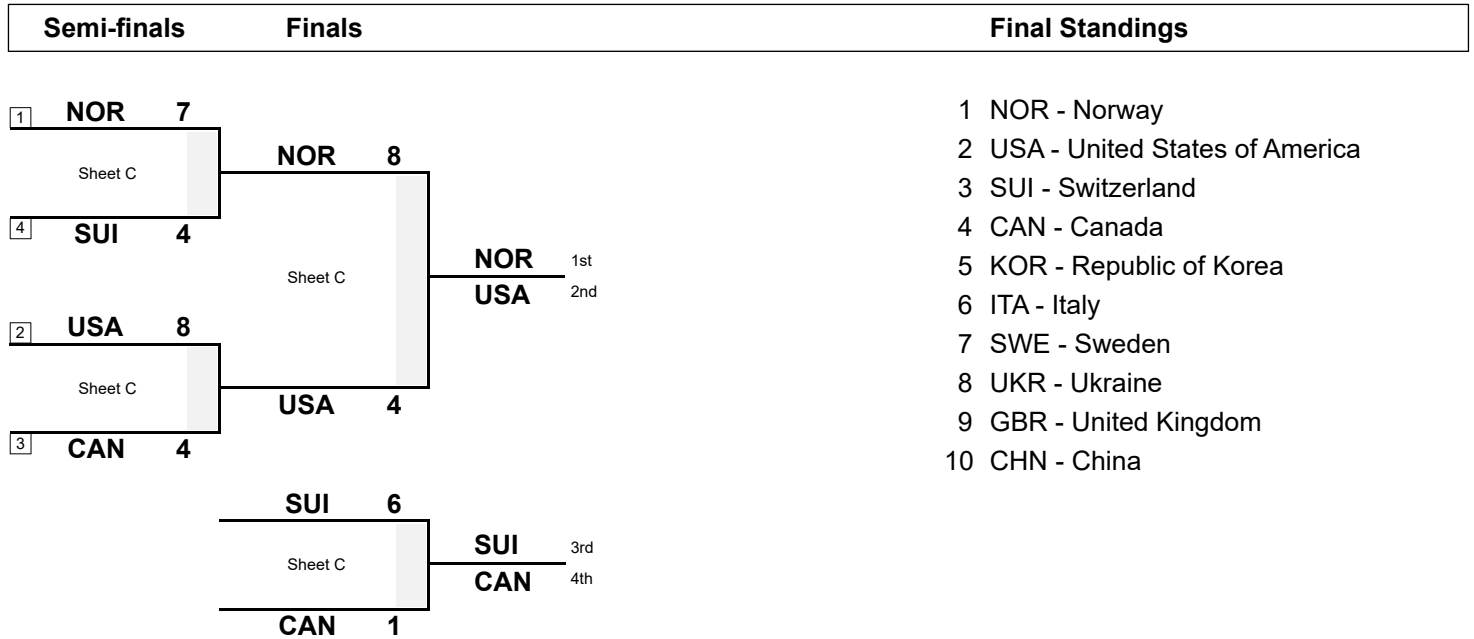


THU 23 JAN 2025  
Start Time 14:00

### Session Results and Standings

Sheet	Team	LSFE	1	2	3	4	5	6	7	8	Extra Ends	Total
C	NOR - Norway	*	0	0	3	0	0	2	1	2		8
	USA - United States of America		2	0	0	1	1	0	0	0		4

### Play-offs Bracket



**LEGEND**  
LSFE(\*) Last Stone First End



THU 23 JAN 2025  
Start Time 14:00

**Game Results**

Sheet	Team	LSFE	1	2	3	4	5	6	7	8	Extra Ends	Total
C	NOR - Norway	*	0	0	3	0	0	2	1	2		8
	USA - United States of America		2	0	0	1	1	0	0	0		4

NOR - Norway		Shot Success Game
4 S	HOESTMAELINGEN Lukas	77%
3 V	BURAAS Grunde	81%
2	LILLEBOE Magnus Lunde	77%
1	NORDBYE Tinius Haslev	84%
A	-	-
Team Total		80%

USA - United States of America		Shot Success Game
4 S	HEBERT Caden	56%
3 V	BESTLAND Jackson	77%
2	ARMSTRONG Jackson	78%
1	WENDTLAND Jack	94%
A	KAUFFMAN Connor	-
Team Total		76%

Time remaining: 2 minutes 38 seconds

Time-out: End 8 - NOR stone 8

Time remaining: 0 minutes 10 seconds

Time-out: End 6 - USA stone 7

**Shot Success Analysis**

NOR - Norway		↻	↺	Game	
4	HOESTMAELINGEN Lukas	Draws	4 100%	5 80%	9 89%
		Take-outs	6 67%	1 25%	7 61%
		Total	10 80%	6 71%	16 77%
3	BURAAS Grunde	Draws	5 80%	3 92%	8 84%
		Take-outs	5 90%	3 58%	8 78%
		Total	10 85%	6 75%	16 81%
2	LILLEBOE Magnus Lunde	Draws	3 100%	4 56%	7 75%
		Take-outs	7 71%	2 100%	9 78%
		Total	10 80%	6 71%	16 77%
1	NORDBYE Tinius Haslev	Draws	7 93%	5 75%	12 85%
		Take-outs	3 75%	1 100%	4 81%
		Total	10 88%	6 79%	16 84%
A	-	Draws	0 -	0 -	0 -
		Take-outs	0 -	0 -	0 -
		Total	0 -	0 -	0 -
Team		Draws	19 92%	17 75%	36 84%
		Take-outs	21 75%	7 71%	28 74%
		Total	40 83%	24 74%	64 80%

USA - United States of America		↻	↺	Game	
4	HEBERT Caden	Draws	2 0%	4 31%	6 21%
		Take-outs	5 100%	5 55%	10 78%
		Total	7 71%	9 44%	16 56%
3	BESTLAND Jackson	Draws	1 100%	3 50%	4 63%
		Take-outs	6 75%	6 88%	12 81%
		Total	7 79%	9 75%	16 77%
2	ARMSTRONG Jackson	Draws	5 75%	3 67%	8 72%
		Take-outs	1 100%	7 82%	8 84%
		Total	6 79%	10 78%	16 78%
1	WENDTLAND Jack	Draws	7 93%	5 90%	12 92%
		Take-outs	2 100%	2 100%	4 100%
		Total	9 94%	7 93%	16 94%
A	KAUFFMAN Connor	Draws	0 -	0 -	0 -
		Take-outs	0 -	0 -	0 -
		Total	0 -	0 -	0 -
Team		Draws	15 75%	15 62%	30 68%
		Take-outs	14 89%	20 79%	34 83%
		Total	29 82%	35 71%	64 76%

**NOTE**

Position and function for each team member:  
4 = Fourth, 3 = Third, 2 = Second, 1 = Lead, A = Alternate, S = Skip, V = Vice-Skip

**LEGEND**

↻ Clockwise      ↺ Counter-clockwise      LSFE(\*) Last Stone First End

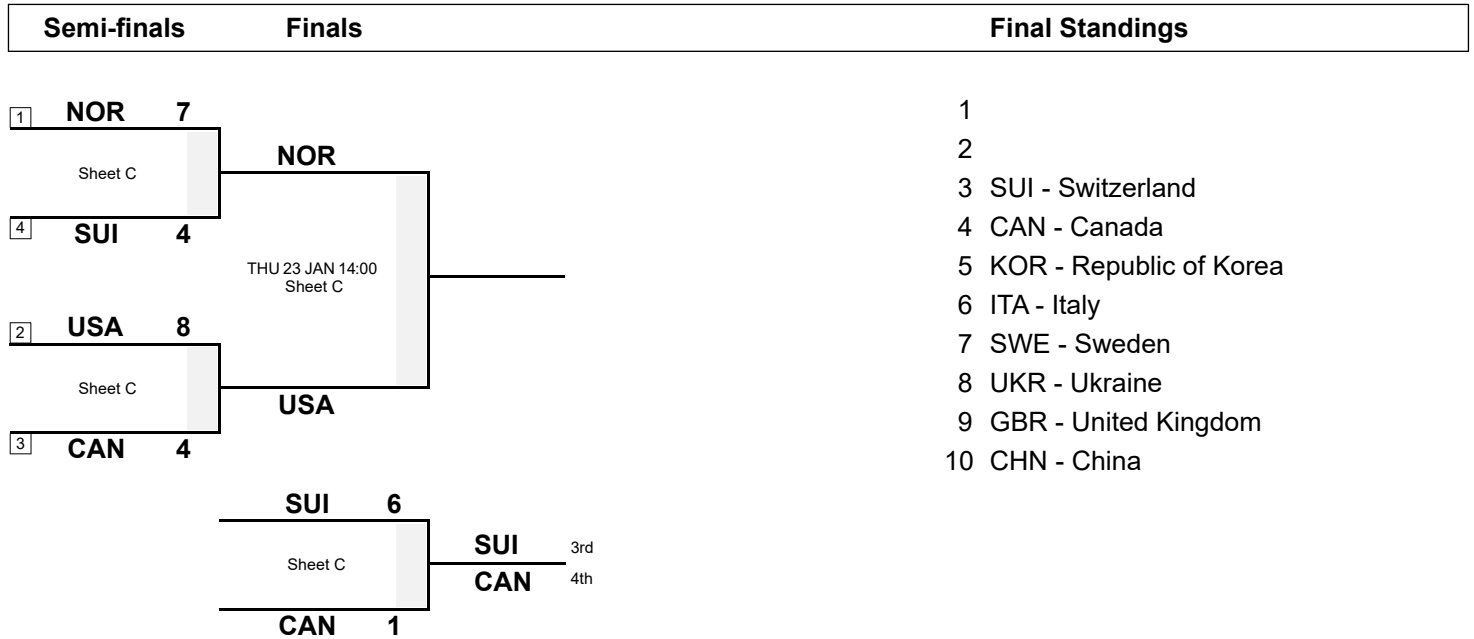


WED 22 JAN 2025  
Start Time 19:00

**Session Results and Standings**

Sheet	Team	LSFE	1	2	3	4	5	6	7	8	Extra Ends	Total
C	CAN - Canada	*	0	0	0	0	1	0	0	X		1
	SUI - Switzerland		0	2	1	1	0	1	1	X		6

**Play-offs Bracket**



**LEGEND**

LSFE(\*) Last Stone First End

X Unplayed/unfinished end due to concession



WED 22 JAN 2025  
Start Time 19:00

**Game Results**

Sheet	Team	LSFE	1	2	3	4	5	6	7	8	Extra Ends	Total
C	CAN - Canada	*	0	0	0	0	1	0	0	X		1
	SUI - Switzerland		0	2	1	1	0	1	1	X		6

CAN - Canada		Shot Success Game
4 S	BRYDEN Joshua	45%
3 V	BUKURAK Adam	79%
2	WILLIAMSON Carter	61%
1	WHITTMIRE Ayden	73%
A	-	-
Team Total		64%

SUI - Switzerland		Shot Success Game
4 V	WINZ Maximilian	88%
3 S	ISELI Jan	85%
2	HUERLIMANN Dean	79%
1	FANCHINI Sandro	71%
A	-	-
Team Total		80%

Time remaining: 7 minutes 12 seconds  
Time-out: End 7 - CAN stone 6

Time remaining: 5 minutes 39 seconds  
Time-out: End 7 - SUI stone 4

**Shot Success Analysis**

CAN - Canada		↻	↺	Game	
4	BRYDEN Joshua	Draws	4 31%	2 50%	6 38%
	Take-outs	6 42%	2 75%	8 50%	
	Total	10 38%	4 63%	14 45%	
3	BUKURAK Adam	Draws	3 83%	5 75%	8 78%
	Take-outs	2 50%	4 94%	6 79%	
	Total	5 70%	9 83%	14 79%	
2	WILLIAMSON Carter	Draws	3 58%	7 43%	10 48%
	Take-outs	3 100%	1 75%	4 94%	
	Total	6 79%	8 47%	14 61%	
1	WHITTMIRE Ayden	Draws	6 54%	7 93%	13 75%
	Take-outs	0 -	1 50%	1 50%	
	Total	6 54%	8 88%	14 73%	
A	-	Draws	0 -	0 -	0 -
	Take-outs	0 -	0 -	0 -	
	Total	0 -	0 -	0 -	
Team	Draws	16 55%	21 68%	37 62%	
	Take-outs	11 59%	8 81%	19 68%	
	Total	27 56%	29 72%	56 64%	

SUI - Switzerland		↻	↺	Game	
4	WINZ Maximilian	Draws	3 92%	2 63%	5 80%
	Take-outs	4 88%	5 95%	9 92%	
	Total	7 89%	7 86%	14 88%	
3	ISELI Jan	Draws	2 75%	1 100%	3 83%
	Take-outs	3 67%	7 93%	10 85%	
	Total	5 70%	8 94%	13 85%	
2	HUERLIMANN Dean	Draws	4 56%	1 100%	5 65%
	Take-outs	3 100%	6 79%	9 86%	
	Total	7 75%	7 82%	14 79%	
1	FANCHINI Sandro	Draws	13 69%	0 -	13 69%
	Take-outs	1 100%	0 -	1 100%	
	Total	14 71%	0 -	14 71%	
A	-	Draws	0 -	0 -	0 -
	Take-outs	0 -	0 -	0 -	
	Total	0 -	0 -	0 -	
Team	Draws	22 70%	4 81%	26 72%	
	Take-outs	11 86%	18 89%	29 88%	
	Total	33 76%	22 88%	55 80%	

**NOTE**

Position and function for each team member:  
4 = Fourth, 3 = Third, 2 = Second, 1 = Lead, A = Alternate, S = Skip, V = Vice-Skip

**LEGEND**

↻ Clockwise      ↺ Counter-clockwise      LSFE(\*) Last Stone First End  
X Unplayed/unfinished end due to concession

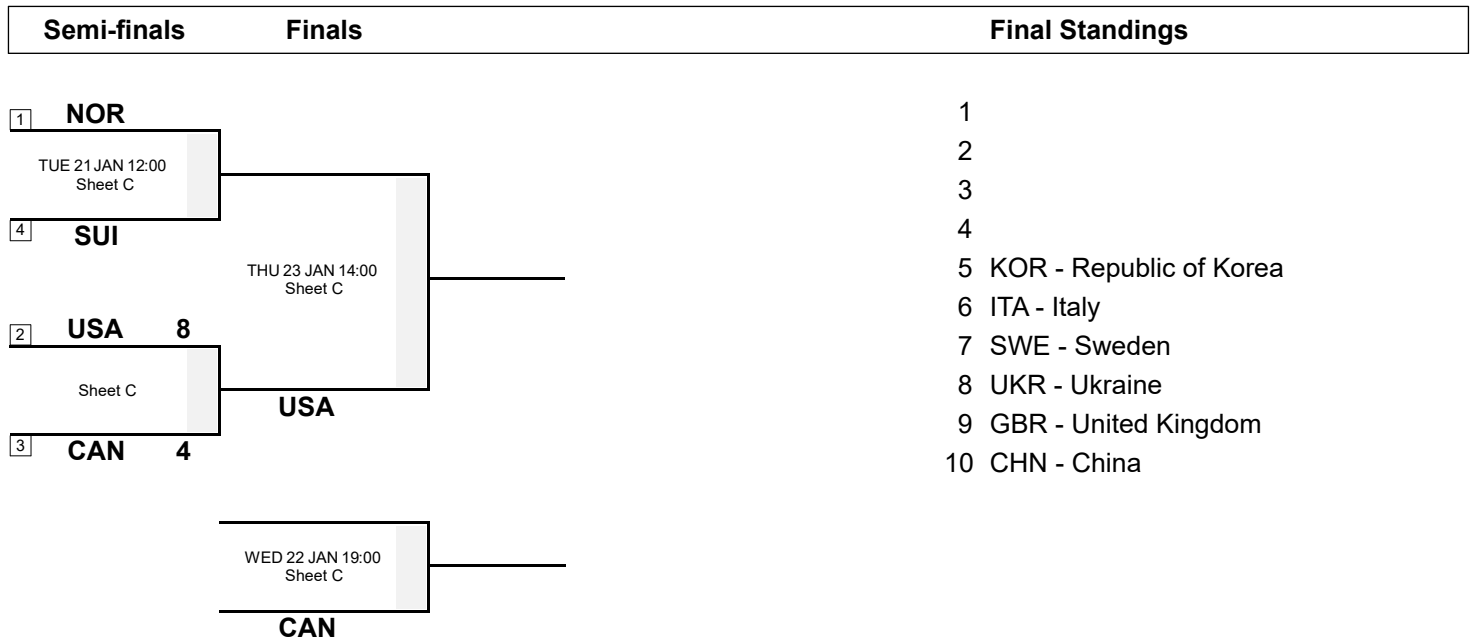


TUE 21 JAN 2025  
Start Time 8:00

### Session Results and Standings

Sheet	Team	LSFE	1	2	3	4	5	6	7	8	Extra Ends	Total
C	CAN - Canada		0	0	0	1	1	2	0	X		4
	USA - United States of America	*	0	5	3	0	0	0	0	X		8

### Play-offs Bracket



**LEGEND**

LSFE(\*) Last Stone First End      X Unplayed/unfinished end due to concession



TUE 21 JAN 2025  
Start Time 8:00

### Game Results

Sheet	Team	LSFE	1	2	3	4	5	6	7	8	Extra Ends	Total
C	CAN - Canada		0	0	0	1	1	2	0	X		4
	USA - United States of America	*	0	5	3	0	0	0	0	X		8

CAN - Canada		Shot Success Game
4 S	BRYDEN Joshua	63%
3 V	BUKURAK Adam	79%
2	WILLIAMSON Carter	66%
1	WHITTMIRE Ayden	93%
A	-	-
Team Total		75%

USA - United States of America		Shot Success Game
4 S	HEBERT Caden	79%
3 V	BESTLAND Jackson	95%
2	ARMSTRONG Jackson	82%
1	WENDTLAND Jack	85%
A	KAUFFMAN Connor	100%
Team Total		86%

Time remaining: 11 minutes 34 seconds

Time remaining: 8 minutes 50 seconds

Time-out: End 6 - USA stone 6

KAUFFMAN C replaced WENDTLAND J at the beginning of End 6

### Shot Success Analysis

CAN - Canada		↻	↺	Game	
4	BRYDEN Joshua	Draws	4 50%	6 79%	10 68%
		Take-outs	3 42%	1 75%	4 50%
		Total	7 46%	7 79%	14 63%
3	BUKURAK Adam	Draws	7 79%	4 88%	11 82%
		Take-outs	2 75%	1 50%	3 67%
		Total	9 78%	5 80%	14 79%
2	WILLIAMSON Carter	Draws	7 79%	4 63%	11 73%
		Take-outs	0 -	3 42%	3 42%
		Total	7 79%	7 54%	14 66%
1	WHITTMIRE Ayden	Draws	5 95%	8 97%	13 96%
		Take-outs	0 -	1 50%	1 50%
		Total	5 95%	9 92%	14 93%
A	-	Draws	0 -	0 -	0 -
		Take-outs	0 -	0 -	0 -
		Total	0 -	0 -	0 -
Team		Draws	23 77%	22 84%	45 81%
		Take-outs	5 55%	6 50%	11 52%
		Total	28 73%	28 77%	56 75%

USA - United States of America		↻	↺	Game	
4	HEBERT Caden	Draws	2 50%	3 58%	5 55%
		Take-outs	5 95%	4 88%	9 92%
		Total	7 82%	7 75%	14 79%
3	BESTLAND Jackson	Draws	3 100%	1 100%	4 100%
		Take-outs	5 85%	5 100%	10 93%
		Total	8 91%	6 100%	14 95%
2	ARMSTRONG Jackson	Draws	0 -	1 0%	1 0%
		Take-outs	7 86%	6 92%	13 88%
		Total	7 86%	7 79%	14 82%
1	WENDTLAND Jack	Draws	4 94%	2 75%	6 88%
		Take-outs	1 50%	3 92%	4 81%
		Total	5 85%	5 85%	10 85%
A	KAUFFMAN Connor	Draws	1 100%	1 100%	2 100%
		Take-outs	0 -	0 -	0 -
		Total	1 100%	1 100%	2 100%
Team		Draws	10 88%	8 66%	18 78%
		Take-outs	18 86%	18 93%	36 90%
		Total	28 87%	26 85%	54 86%

### NOTE

Position and function for each team member:  
4 = Fourth, 3 = Third, 2 = Second, 1 = Lead, A = Alternate, S = Skip, V = Vice-Skip

### LEGEND

↻ Clockwise      ↺ Counter-clockwise      LSFE(\*) Last Stone First End  
X Unplayed/unfinished end due to concession

CURMTEAM4-----SFNL000101--\_73 1.0

Report Created TUE 21 JAN 2025 9:45

Page 1/1

Data processing and timing by Microplus – www.microplustiming.com

Comitato Organizzatore



Evento organizzato con il supporto di



Con il patrocinio di



Main Sponsor



Official Sponsor



FISU Partner



Official Provider of Timing and Scoring



Media Partner





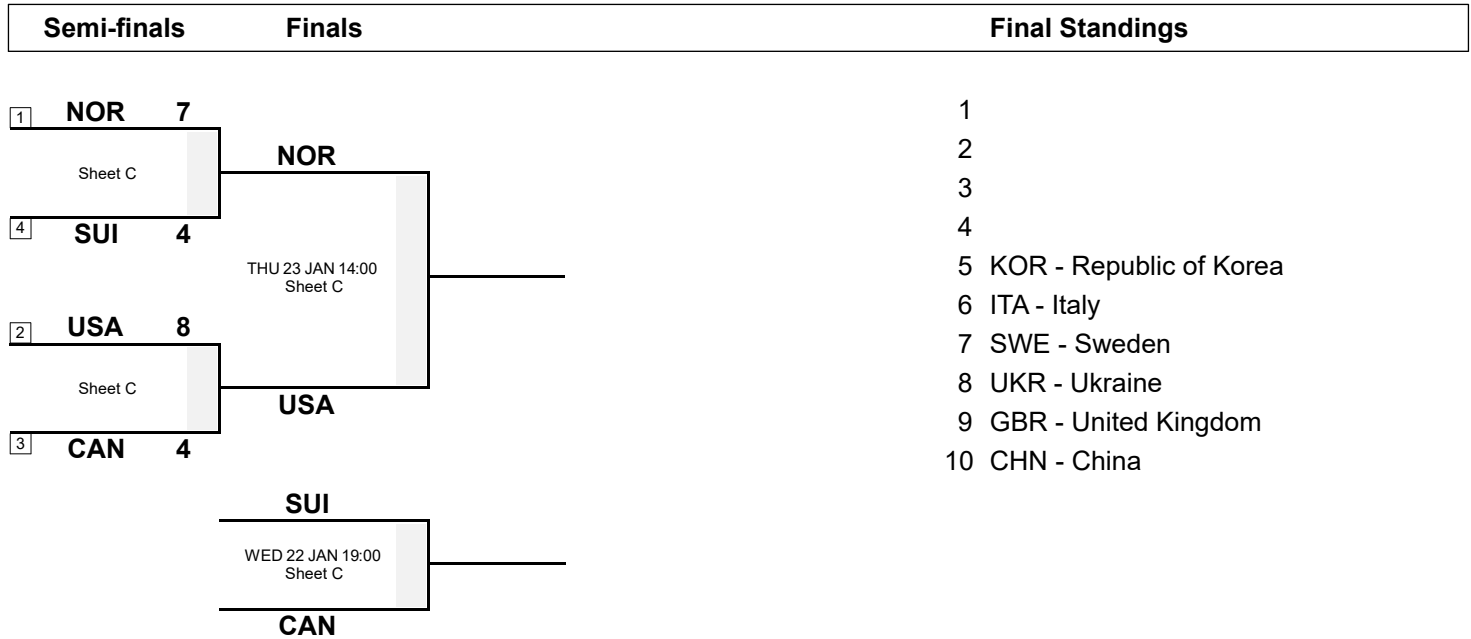


TUE 21 JAN 2025  
Start Time 12:00

### Session Results and Standings

Sheet	Team	LSFE	1	2	3	4	5	6	7	8	Extra Ends	Total
C	NOR - Norway	*	3	1	1	0	1	1	0	X		7
	SUI - Switzerland		0	0	0	3	0	0	1	X		4

### Play-offs Bracket



#### LEGEND

LSFE(\*) Last Stone First End

X Unplayed/unfinished end due to concession



TUE 21 JAN 2025  
Start Time 12:00

**Game Results**

Sheet	Team	LSFE	1	2	3	4	5	6	7	8	Extra Ends	Total
C	NOR - Norway	*	3	1	1	0	1	1	0	X		7
	SUI - Switzerland		0	0	0	3	0	0	1	X		4

NOR - Norway		Shot Success Game
4 S	HOESTMAELINGEN Lukas	84 %
3 V	BURAAS Grunde	83 %
2	LILLEBOE Magnus Lunde	88 %
1	NORDBYE Tinius Haslev	95 %
A	-	-
Team Total		87 %

SUI - Switzerland		Shot Success Game
4 V	WINZ Maximilian	63 %
3 S	ISELI Jan	92 %
2	HUERLIMANN Dean	75 %
1	FANCHINI Sandro	93 %
A	-	-
Team Total		81 %

Time remaining: 6 minutes 44 seconds

Time-out: End 6 - NOR stone 8

Time remaining: 2 minutes 4 seconds

Time-out: End 7 - SUI stone 6

**Shot Success Analysis**

NOR - Norway		↻	↺	Game	
4	HOESTMAELINGEN Lukas	Draws	4 88%	4 100%	8 94%
		Take-outs	2 75%	4 69%	6 71%
		Total	6 83%	8 84%	14 84%
3	BURAAS Grunde	Draws	1 100%	1 0%	2 50%
		Take-outs	10 85%	4 94%	14 88%
		Total	11 86%	5 75%	16 83%
2	LILLEBOE Magnus Lunde	Draws	3 92%	3 75%	6 83%
		Take-outs	7 93%	3 83%	10 90%
		Total	10 93%	6 79%	16 88%
1	NORDBYE Tinius Haslev	Draws	9 97%	5 90%	14 95%
		Take-outs	0 -	0 -	0 -
		Total	9 97%	5 90%	14 95%
A	-	Draws	0 -	0 -	0 -
		Take-outs	0 -	0 -	0 -
		Total	0 -	0 -	0 -
Team		Draws	17 94%	13 83%	30 89%
		Take-outs	19 87%	11 82%	30 85%
		Total	36 90%	24 82%	60 87%

SUI - Switzerland		↻	↺	Game	
4	WINZ Maximilian	Draws	2 100%	4 63%	6 75%
		Take-outs	4 56%	5 55%	9 56%
		Total	6 71%	9 58%	15 63%
3	ISELI Jan	Draws	5 95%	7 93%	12 94%
		Take-outs	1 100%	3 83%	4 88%
		Total	6 96%	10 90%	16 92%
2	HUERLIMANN Dean	Draws	5 60%	3 67%	8 63%
		Take-outs	3 67%	5 100%	8 88%
		Total	8 63%	8 88%	16 75%
1	FANCHINI Sandro	Draws	10 90%	5 100%	15 93%
		Take-outs	0 -	0 -	0 -
		Total	10 90%	5 100%	15 93%
A	-	Draws	0 -	0 -	0 -
		Take-outs	0 -	0 -	0 -
		Total	0 -	0 -	0 -
Team		Draws	22 85%	19 84%	41 85%
		Take-outs	8 66%	13 79%	21 74%
		Total	30 80%	32 82%	62 81%

**NOTE**

Position and function for each team member:  
4 = Fourth, 3 = Third, 2 = Second, 1 = Lead, A = Alternate, S = Skip, V = Vice-Skip

**LEGEND**

↻ Clockwise      ↺ Counter-clockwise      LSFE(\*) Last Stone First End  
X Unplayed/unfinished end due to concession



### Competition Matrix

Team	CAN	CHN	GBR	ITA	KOR	NOR	SUI	SWE	UKR	USA
<b>CAN</b>		6 - 2	2 - 3	3 - 7	5 - 2	4 - 10	7 - 5	8 - 2	7 - 1	4 - 7
<b>CHN</b>	2 - 6		6 - 5	6 - 7	2 - 7	3 - 8	5 - 6	3 - 9	3 - 6	5 - 7
<b>GBR</b>	3 - 2	5 - 6		4 - 7	3 - 5	3 - 8	3 - 4	5 - 7	8 - 6	4 - 7
<b>ITA</b>	7 - 3	7 - 6	7 - 4		4 - 5	2 - 9	4 - 7	9 - 4	7 - 1	5 - 6
<b>KOR</b>	2 - 5	7 - 2	5 - 3	5 - 4		6 - 4	5 - 7	5 - 2	5 - 6	3 - 6
<b>NOR</b>	10 - 4	8 - 3	8 - 3	9 - 2	4 - 6		8 - 5	12 - 2	8 - 6	4 - 3
<b>SUI</b>	5 - 7	6 - 5	4 - 3	7 - 4	7 - 5	5 - 8		6 - 1	5 - 7	2 - 6
<b>SWE</b>	2 - 8	9 - 3	7 - 5	4 - 9	2 - 5	2 - 12	1 - 6		7 - 4	4 - 10
<b>UKR</b>	1 - 7	6 - 3	6 - 8	1 - 7	6 - 5	6 - 8	7 - 5	4 - 7		4 - 6
<b>USA</b>	7 - 4	7 - 5	7 - 4	6 - 5	6 - 3	3 - 4	6 - 2	10 - 4	6 - 4	

### Standings after Round Robin

Rank	Team	Games	Wins	Losses		
1	NOR - Norway	9	8	1	Q	w1
2	USA - United States of America	9	8	1	Q	w0
3	CAN - Canada	9	5	4	Q	w2,1
4	SUI - Switzerland	9	5	4	Q	w2,0
5	KOR - Republic of Korea	9	5	4		w1,1
6	ITA - Italy	9	5	4		w1,0
7	SWE - Sweden	9	3	6		w1
8	UKR - Ukraine	9	3	6		w0
9	GBR - United Kingdom	9	2	7		
10	CHN - China	9	1	8		

#### LEGEND

**Q** Qualified for the play-offs

**wn** Number of wins (n) against tied teams





MON 20 JAN 2025  
Start Time 14:00

### Session Results and Standings

Sheet	Team	LSD/LSFE	1	2	3	4	5	6	7	8	Extra Ends	Total
A	USA - United States of America	233.5cm	1	0	2	0	0	3	0	X		6
	KOR - Republic of Korea	16.6cm *	0	1	0	1	0	0	1	X		3
B	NOR - Norway	126.7cm *	0	2	0	3	0	2	2	X		9
	ITA - Italy	147.0cm	0	0	1	0	1	0	0	X		2
C	CAN - Canada	20.9cm *	0	1	0	1	0	0	0	0		2
	GBR - United Kingdom	236.7cm	0	0	1	0	0	0	1	1		3
D	SUI - Switzerland	169.9cm *	0	1	1	2	0	0	2	X		6
	SWE - Sweden	231.8cm	0	0	0	0	1	0	0	X		1
E	CHN - China	309.9cm	0	0	1	1	0	1	0	X		3
	UKR - Ukraine	37.9cm *	3	0	0	0	1	0	2	X		6

### Standings after Round Robin

Rank	Team	Games	Wins	Losses		
1	NOR - Norway	9	8	1	Q	w1
2	USA - United States of America	9	8	1	Q	w0
3	CAN - Canada	9	5	4	Q	w2,1
4	SUI - Switzerland	9	5	4	Q	w2,0
5	KOR - Republic of Korea	9	5	4		w1,1
6	ITA - Italy	9	5	4		w1,0
7	SWE - Sweden	9	3	6		w1
8	UKR - Ukraine	9	3	6		w0
9	GBR - United Kingdom	9	2	7		
10	CHN - China	9	1	8		

#### LEGEND

**LSD** Last Stone Draw

**LSFE(\*)** Last Stone First End

**Q** Qualified for the play-offs

**wn** Number of wins (n) against tied teams

**X** Unplayed/unfinished end due to concession





MON 20 JAN 2025

Start Time 14:00

**Game Results**

Sheet	Team	LSFE	1	2	3	4	5	6	7	8	Extra Ends	Total
B	NOR - Norway	*	0	2	0	3	0	2	2	X		9
	ITA - Italy		0	0	1	0	1	0	0	X		2

NOR - Norway	
4 S	HOESTMAELINGEN Lukas
3 V	BURAAS Grunde
2	LILLEBOE Magnus Lunde
1	NORDBYE Tinius Haslev
A	-

ITA - Italy	
4 S	COLLI Giacomo
3 V	GILLI Stefano
2	GILLI Andrea
1	VIGLIANI Francesco
A	SPILLER Stefano

Last Stone Draw		Distance
⌚	LILLEBOE Magnus Lunde	82.6cm
⌚	HOESTMAELINGEN Lukas	44.1cm
<b>Total</b>		<b>126.7cm</b>

Last Stone Draw		Distance
⌚	VIGLIANI Francesco	107.3cm
⌚	COLLI Giacomo	39.7cm
<b>Total</b>		<b>147.0cm</b>

Time remaining: 6 minutes 53 seconds

Time remaining: 7 minutes 40 seconds

**NOTE**  
Position and function for each team member:  
4 = Fourth, 3 = Third, 2 = Second, 1 = Lead, A = Alternate, S = Skip, V = Vice-Skip

**LEGEND**  
⌚ Clockwise      ⌚ Counter-clockwise      LSFE(\*) Last Stone First End  
X Unplayed/unfinished end due to concession



MON 20 JAN 2025

Start Time 14:00

### Game Results

Sheet	Team	LSFE	1	2	3	4	5	6	7	8	Extra Ends	Total
C	CAN - Canada	*	0	1	0	1	0	0	0	0		2
	GBR - United Kingdom		0	0	1	0	0	0	1	1		3

CAN - Canada	
4 S	BRYDEN Joshua
3 V	BUKURAK Adam
2	WILLIAMSON Carter
1	WHITTMIRE Ayden
A	-

GBR - United Kingdom	
4 S	THOMSON Arran
3 V	CRAIK Ross
2	JOHNSTON Kaleb
1	SWANSTON Fraser
A	MACNAIR Rory

Last Stone Draw		Distance
🕒	BRYDEN Joshua	8.7cm
🕒	WHITTMIRE Ayden	12.2cm
<b>Total</b>		<b>20.9cm</b>

Last Stone Draw		Distance
🕒	CRAIK Ross	37.1cm
🕒	JOHNSTON Kaleb	199.6cm
<b>Total</b>		<b>236.7cm</b>

Time remaining: 5 minutes 14 seconds

Time-out: End 8

Time remaining: 3 minutes 22 seconds

Time-out: End 8

**NOTE**

Position and function for each team member:  
**4** = Fourth, **3** = Third, **2** = Second, **1** = Lead, **A** = Alternate, **S** = Skip, **V** = Vice-Skip

**LEGEND**

🕒 Clockwise      🕒 Counter-clockwise      **LSFE(\*)** Last Stone First End

CURMTEAM4-----PREL000903--\_73 1.0

Report Created MON 20 JAN 2025 16:10

Page 1/1

Data processing and timing by Microplus – www.microplustiming.com

Comitato Organizzatore



Evento organizzato con il supporto di



Con il patrocinio di



Main Sponsor



Official Sponsor



FISU Partner



Official Provider of Timing and Scoring



Media Partner



Assicurazioni







MON 20 JAN 2025

Start Time 14:00

### Game Results

Sheet	Team	LSFE	1	2	3	4	5	6	7	8	Extra Ends	Total
E	CHN - China		0	0	1	1	0	1	0	X		3
	UKR - Ukraine	*	3	0	0	0	1	0	2	X		6

CHN - China	
4 S	MENG Tianyu
3 V	HOU Fuqiang
2	YU Sen
1	LIANG Zhengzhao
A	LI Zan

UKR - Ukraine	
4 S	NIKOLOV Eduard
3 V	SHCHUR Yaroslav
2	SUHAK Artem
1	KOVAL Vladyslav
A	HASYNETS Artem

Last Stone Draw	Distance
⌚ YU Sen	199.6cm
⌚ MENG Tianyu	110.3cm
<b>Total</b>	<b>309.9cm</b>

Last Stone Draw	Distance
⌚ NIKOLOV Eduard	12.3cm
⌚ KOVAL Vladyslav	25.6cm
<b>Total</b>	<b>37.9cm</b>

Time remaining: 2 minutes 40 seconds

Time remaining: 1 minute 19 seconds

Time-out: End 8

#### NOTE

Position and function for each team member:  
4 = Fourth, 3 = Third, 2 = Second, 1 = Lead, A = Alternate, S = Skip, V = Vice-Skip

#### LEGEND

⌚ Clockwise      ⌚ Counter-clockwise      LSFE(\*) Last Stone First End  
X Unplayed/unfinished end due to concession

CURMTEAM4-----PREL000905--\_73 1.0

Report Created MON 20 JAN 2025 16:12

Page 1/1

Data processing and timing by Microplus – www.microplustiming.com

Comitato Organizzatore



Evento organizzato con il supporto di



Con il patrocinio di



Main Sponsor



Official Sponsor



FISU Partner



Official Provider of Timing and Scoring



Media Partner



Assicurazioni



SUN 19 JAN 2025  
Start Time 20:00

### Session Results and Standings

Sheet	Team	LSD/LSFE	1	2	3	4	5	6	7	8	Extra Ends	Total
A	SWE - Sweden	87.0cm *	2	0	2	0	0	2	3	X		9
	CHN - China	117.3cm	0	1	0	1	1	0	0	X		3
B	USA - United States of America	45.8cm *	1	1	0	0	0	3	1	1		7
	GBR - United Kingdom	220.8cm	0	0	2	2	0	0	0	0		4
C	NOR - Norway	101.6cm	0	1	0	1	1	0	1	0		4
	KOR - Republic of Korea	90.0cm *	0	0	3	0	0	0	0	3		6
D	UKR - Ukraine	333.5cm	0	0	0	0	0	1	0	X		1
	CAN - Canada	95.3cm *	0	1	1	2	1	0	2	X		7
E	ITA - Italy	52.2cm *	0	0	2	0	0	2	0	X		4
	SUI - Switzerland	161.4cm	0	0	0	1	4	0	2	X		7

### Current Standings

Rank	Team	Games	Wins	Losses	
1	NOR - Norway	8	7	1	Q
1	USA - United States of America	8	7	1	Q
3	CAN - Canada	8	5	3	
3	ITA - Italy	8	5	3	
3	KOR - Republic of Korea	8	5	3	
6	SUI - Switzerland	8	4	4	
7	SWE - Sweden	8	3	5	
8	UKR - Ukraine	8	2	6	
9	CHN - China	8	1	7	
9	GBR - United Kingdom	8	1	7	

**NOTE**

Under World Curling rules, tie-breaking rules for standings are not applied until after the last game of the round robin.

**LEGEND**

**LSD** Last Stone Draw

**LSFE(\*)** Last Stone First End

**Q** Qualified for the play-offs

**X** Unplayed/unfinished end due to concession



SUN 19 JAN 2025

Start Time 20:00

### Game Results

Sheet	Team	LSFE	1	2	3	4	5	6	7	8	Extra Ends	Total
A	SWE - Sweden	*	2	0	2	0	0	2	3	X		9
	CHN - China		0	1	0	1	1	0	0	X		3

SWE - Sweden	
4 S	LANDELIUS Axel
3 V	JOHANSSON Alfons
2	HANNA Jacob
1	PALM Alexander
A	-

CHN - China	
4 S	MENG Tianyu
3 V	HOU Fuqiang
2	YU Sen
1	LIANG Zhengzhao
A	LI Zan

Last Stone Draw	Distance
🕒 JOHANSSON Alfons	12.8cm
🕒 LANDELIUS Axel	74.2cm
<b>Total</b>	<b>87.0cm</b>

Last Stone Draw	Distance
🕒 HOU Fuqiang	104.9cm
🕒 LIANG Zhengzhao	12.4cm
<b>Total</b>	<b>117.3cm</b>

Time remaining: 3 minutes 56 seconds

Time-out: End 5

Time remaining: 4 minutes 35 seconds

Time-out: End 7

#### NOTE

Position and function for each team member:

4 = Fourth, 3 = Third, 2 = Second, 1 = Lead, A = Alternate, S = Skip, V = Vice-Skip

#### LEGEND

🕒 Clockwise

🕒 Counter-clockwise

LSFE(\*) Last Stone First End

X Unplayed/unfinished end due to concession



SUN 19 JAN 2025

Start Time 20:00

**Game Results**

Sheet	Team	LSFE	1	2	3	4	5	6	7	8	Extra Ends	Total
B	USA - United States of America	*	1	1	0	0	0	3	1	1		7
	GBR - United Kingdom		0	0	2	2	0	0	0	0		4

**USA - United States of America**

4 S	HEBERT Caden
3 V	BESTLAND Jackson
2	ARMSTRONG Jackson
1	WENDTLAND Jack
A	KAUFFMAN Connor

**GBR - United Kingdom**

4 S	THOMSON Arran
3 V	CRAIK Ross
2	JOHNSTON Kaleb
1	MACNAIR Rory
A	SWANSTON Fraser

**Last Stone Draw**

	Distance
☺ WENDTLAND Jack	31.6cm
☺ ARMSTRONG Jackson	14.2cm
<b>Total</b>	<b>45.8cm</b>

**Last Stone Draw**

	Distance
☺ MACNAIR Rory	199.6cm
☺ THOMSON Arran	21.2cm
<b>Total</b>	<b>220.8cm</b>

Time remaining: 2 minutes 57 seconds

Time remaining: 2 minutes 30 seconds

Time-out: End 8

**NOTE**  
Position and function for each team member:  
4 = Fourth, 3 = Third, 2 = Second, 1 = Lead, A = Alternate, S = Skip, V = Vice-Skip

**LEGEND**  
☺ Clockwise      ☹ Counter-clockwise      LSFE(\*) Last Stone First End



SUN 19 JAN 2025

Start Time 20:00

### Game Results

Sheet	Team	LSFE	1	2	3	4	5	6	7	8	Extra Ends	Total
C	NOR - Norway		0	1	0	1	1	0	1	0		4
	KOR - Republic of Korea	*	0	0	3	0	0	0	0	3		6

NOR - Norway	
4 S	HOESTMAELINGEN Lukas
3 V	BURAAS Grunde
2	LILLEBOE Magnus Lunde
1	NORDBYE Tinius Haslev
A	-

KOR - Republic of Korea	
4 S	LEE Jaebeom
3 V	KIM Hyojun
2	KIM Eunbin
1	PYO Jeongmin
A	KIM Jinhun

Last Stone Draw		Distance
⌚	NORDBYE Tinius Haslev	30.5cm
⌚	BURAAS Grunde	71.1cm
<b>Total</b>		<b>101.6cm</b>

Last Stone Draw		Distance
⌚	LEE Jaebeom	38.4cm
⌚	KIM Hyojun	51.6cm
<b>Total</b>		<b>90.0cm</b>

Time remaining: 0 minutes 45 seconds

Time-out: End 6

Time remaining: 0 minutes 25 seconds

Time-out: End 8

#### NOTE

Position and function for each team member:

4 = Fourth, 3 = Third, 2 = Second, 1 = Lead, A = Alternate, S = Skip, V = Vice-Skip

#### LEGEND

⌚ Clockwise

⌚ Counter-clockwise

LSFE(\*) Last Stone First End

CURMTEAM4-----PREL000803--\_73 1.0

Report Created SUN 19 JAN 2025 22:12

Page 1/1

Data processing and timing by Microplus – www.microplustiming.com

Comitato Organizzatore



Evento organizzato con il supporto di



Con il patrocinio di



Main Sponsor



Official Sponsor



FISU Partner



Official Provider of Timing and Scoring



Media Partner



Assicurazioni



SUN 19 JAN 2025

Start Time 20:00

**Game Results**

Sheet	Team	LSFE	1	2	3	4	5	6	7	8	Extra Ends	Total
D	UKR - Ukraine		0	0	0	0	0	1	0	X		1
	CAN - Canada	*	0	1	1	2	1	0	2	X		7

UKR - Ukraine	
4 S	NIKOLOV Eduard
3 V	SHCHUR Yaroslav
2	SUHAK Artem
1	HASYNETS Artem
A	KOVAL Vladyslav

CAN - Canada	
4 S	BRYDEN Joshua
3 V	BUKURAK Adam
2	WILLIAMSON Carter
1	WHITTMIRE Ayden
A	-

Last Stone Draw	Distance
☺ SUHAK Artem	133.9cm
☺ SHCHUR Yaroslav	199.6cm
<b>Total</b>	<b>333.5cm</b>

Last Stone Draw	Distance
☺ BUKURAK Adam	91.1cm
☺ WHITTMIRE Ayden	4.2cm
<b>Total</b>	<b>95.3cm</b>

Time remaining: 5 minutes 10 seconds

Time remaining: 9 minutes 36 seconds

Time-out: End 6

**NOTE**

Position and function for each team member:  
4 = Fourth, 3 = Third, 2 = Second, 1 = Lead, A = Alternate, S = Skip, V = Vice-Skip

**LEGEND**

☺ Clockwise      ☹ Counter-clockwise      LSFE(\*) Last Stone First End  
X Unplayed/unfinished end due to concession



SUN 19 JAN 2025

Start Time 20:00

### Game Results

Sheet	Team	LSFE	1	2	3	4	5	6	7	8	Extra Ends	Total
E	ITA - Italy	*	0	0	2	0	0	2	0	X		4
	SUI - Switzerland		0	0	0	1	4	0	2	X		7

ITA - Italy	
4 S	COLLI Giacomo
3 V	GILLI Stefano
2	GILLI Andrea
1	VIGLIANI Francesco
A	SPILLER Stefano

SUI - Switzerland	
4 V	WINZ Maximilian
3 S	ISELI Jan
2	HUERLIMANN Dean
1	FANCHINI Sandro
A	-

Last Stone Draw		Distance
🕒	GILLI Andrea	17.3cm
🕒	GILLI Stefano	34.9cm
<b>Total</b>		<b>52.2cm</b>

Last Stone Draw		Distance
🕒	WINZ Maximilian	53.0cm
🕒	FANCHINI Sandro	108.4cm
<b>Total</b>		<b>161.4cm</b>

Time remaining: 5 minutes 43 seconds

Time-out: End 8

Time remaining: 1 minute 32 seconds

Time-out: End 8

#### NOTE

Position and function for each team member:

4 = Fourth, 3 = Third, 2 = Second, 1 = Lead, A = Alternate, S = Skip, V = Vice-Skip

#### LEGEND

🕒 Clockwise

🕒 Counter-clockwise

LSFE(\*) Last Stone First End

X Unplayed/unfinished end due to concession

CURMTEAM4-----PREL000805--\_73 1.0

Report Created SUN 19 JAN 2025 22:07

Page 1/1

Data processing and timing by Microplus – www.microplustiming.com

Comitato Organizzatore



Evento organizzato con il supporto di



Con il patrocinio di



Main Sponsor



Official Sponsor



FISU Partner



Official Provider of Timing and Scoring



Media Partner



Assicurazioni





SUN 19 JAN 2025  
Start Time 12:00

### Session Results and Standings

Sheet	Team	LSD/LSFE	1	2	3	4	5	6	7	8	Extra Ends	Total
A	CAN - Canada	62.1cm *	0	1	0	1	0	2	0	X		4
	NOR - Norway	96.0cm	1	0	1	0	6	0	2	X		10
B	KOR - Republic of Korea	85.9cm *	2	1	0	1	0	2	1	X		7
	CHN - China	109.5cm	0	0	1	0	1	0	0	X		2
C	ITA - Italy	83.4cm	0	3	0	0	2	3	1	X		9
	SWE - Sweden	39.0cm *	1	0	2	1	0	0	0	X		4
D	GBR - United Kingdom	218.3cm	0	0	1	0	0	1	0	1		3
	SUI - Switzerland	17.4cm *	0	2	0	1	0	0	1	0		4
E	UKR - Ukraine	18.9cm *	1	0	2	0	0	1	0	0		4
	USA - United States of America	53.3cm	0	2	0	0	2	0	0	2		6

### Current Standings

Rank	Team	Games	Wins	Losses	
1	NOR - Norway	7	7	0	Q
2	USA - United States of America	7	6	1	
3	ITA - Italy	7	5	2	
4	CAN - Canada	7	4	3	
4	KOR - Republic of Korea	7	4	3	
6	SUI - Switzerland	7	3	4	
7	SWE - Sweden	7	2	5	
7	UKR - Ukraine	7	2	5	
9	CHN - China	7	1	6	
9	GBR - United Kingdom	7	1	6	

#### NOTE

Under World Curling rules, tie-breaking rules for standings are not applied until after the last game of the round robin.

#### LEGEND

**LSD** Last Stone Draw

**LSFE(\*)** Last Stone First End

**Q** Qualified for the play-offs

**X** Unplayed/unfinished end due to concession



SUN 19 JAN 2025

Start Time 12:00

### Game Results

Sheet	Team	LSFE	1	2	3	4	5	6	7	8	Extra Ends	Total
A	CAN - Canada	*	0	1	0	1	0	2	0	X		4
	NOR - Norway		1	0	1	0	6	0	2	X		10

CAN - Canada	
4 S	BRYDEN Joshua
3 V	BUKURAK Adam
2	WILLIAMSON Carter
1	WHITTMIRE Ayden
A	-

NOR - Norway	
4 S	HOESTMAELINGEN Lukas
3 V	BURAAS Grunde
2	LILLEBOE Magnus Lunde
1	NORDBYE Tinius Haslev
A	-

Last Stone Draw		Distance
⌚	BRYDEN Joshua	24.5cm
⌚	WILLIAMSON Carter	37.6cm
<b>Total</b>		<b>62.1cm</b>

Last Stone Draw		Distance
⌚	HOESTMAELINGEN Lukas	67.9cm
⌚	LILLEBOE Magnus Lunde	28.1cm
<b>Total</b>		<b>96.0cm</b>

Time remaining: 5 minutes 4 seconds

Time remaining: 6 minutes 46 seconds

#### NOTE

Position and function for each team member:  
**4** = Fourth, **3** = Third, **2** = Second, **1** = Lead, **A** = Alternate, **S** = Skip, **V** = Vice-Skip

#### LEGEND

⌚ Clockwise      ⌚ Counter-clockwise      **LSFE(\*)** Last Stone First End  
**X** Unplayed/unfinished end due to concession



SUN 19 JAN 2025

Start Time 12:00

### Game Results

Sheet	Team	LSFE	1	2	3	4	5	6	7	8	Extra Ends	Total
B	KOR - Republic of Korea	*	2	1	0	1	0	2	1	X		7
	CHN - China		0	0	1	0	1	0	0	X		2

KOR - Republic of Korea	
4 S	LEE Jaebeom
3 V	KIM Hyojun
2	KIM Eunbin
1	PYO Jeongmin
A	KIM Jinhun

CHN - China	
4 S	MENG Tianyu
3 V	HOU Fuqiang
2	YU Sen
1	LIANG Zhengzhao
A	LI Zan

Last Stone Draw	Distance
☺ PYO Jeongmin	28.5cm
☹ KIM Eunbin	57.4cm
<b>Total</b>	<b>85.9cm</b>

Last Stone Draw	Distance
☺ YU Sen	11.8cm
☹ MENG Tianyu	97.7cm
<b>Total</b>	<b>109.5cm</b>

Time remaining: 5 minutes 48 seconds

Time remaining: 7 minutes 22 seconds

KIM J replaced PYO J at the beginning of End 7

#### NOTE

Position and function for each team member:  
**4** = Fourth, **3** = Third, **2** = Second, **1** = Lead, **A** = Alternate, **S** = Skip, **V** = Vice-Skip

#### LEGEND

☺ Clockwise      ☹ Counter-clockwise      LSFE(\*) Last Stone First End  
**X** Unplayed/unfinished end due to concession



SUN 19 JAN 2025

Start Time 12:00

### Game Results

Sheet	Team	LSFE	1	2	3	4	5	6	7	8	Extra Ends	Total
C	ITA - Italy		0	3	0	0	2	3	1	X		9
	SWE - Sweden	*	1	0	2	1	0	0	0	X		4

ITA - Italy	
4 S	COLLI Giacomo
3 V	GILLI Stefano
2	GILLI Andrea
1	VIGLIANI Francesco
A	SPILLER Stefano

SWE - Sweden	
4 S	LANDELIUS Axel
3 V	JOHANSSON Alfons
2	HANNA Jacob
1	PALM Alexander
A	-

Last Stone Draw	Distance
⌚ VIGLIANI Francesco	43.3cm
⌚ COLLI Giacomo	40.1cm
<b>Total</b>	<b>83.4cm</b>

Last Stone Draw	Distance
⌚ JOHANSSON Alfons	14.8cm
⌚ LANDELIUS Axel	24.2cm
<b>Total</b>	<b>39.0cm</b>

Time remaining: 9 minutes 8 seconds

Time remaining: 3 minutes 37 seconds

Time-out: End 6

#### NOTE

Position and function for each team member:  
4 = Fourth, 3 = Third, 2 = Second, 1 = Lead, A = Alternate, S = Skip, V = Vice-Skip

#### LEGEND

⌚ Clockwise      ⌚ Counter-clockwise      LSFE(\*) Last Stone First End  
X Unplayed/unfinished end due to concession

CURMTEAM4-----PREL000703--\_73 1.0

Report Created SUN 19 JAN 2025 14:01

Page 1/1

Data processing and timing by Microplus – www.microplustiming.com



SUN 19 JAN 2025

Start Time 12:00

### Game Results

Sheet	Team	LSFE	1	2	3	4	5	6	7	8	Extra Ends	Total
D	GBR - United Kingdom		0	0	1	0	0	1	0	1		3
	SUI - Switzerland	*	0	2	0	1	0	0	1	0		4

GBR - United Kingdom	
4 S	THOMSON Arran
3 V	CRAIK Ross
2	SWANSTON Fraser
1	MACNAIR Rory
A	JOHNSTON Kaleb

SUI - Switzerland	
4 V	WINZ Maximilian
3 S	ISELI Jan
2	HUERLIMANN Dean
1	FANCHINI Sandro
A	-

Last Stone Draw		Distance
↻	CRAIK Ross	199.6cm
↻	SWANSTON Fraser	18.7cm
<b>Total</b>		<b>218.3cm</b>

Last Stone Draw		Distance
↻	HUERLIMANN Dean	1.7cm
↻	ISELI Jan	15.7cm
<b>Total</b>		<b>17.4cm</b>

Time remaining: 3 minutes 22 seconds

Time remaining: 1 minute 52 seconds

Time-out: End 7

**NOTE**

Position and function for each team member:  
**4** = Fourth, **3** = Third, **2** = Second, **1** = Lead, **A** = Alternate, **S** = Skip, **V** = Vice-Skip

**LEGEND**

↻ Clockwise      ↻ Counter-clockwise      **LSFE(\*)** Last Stone First End



SUN 19 JAN 2025

Start Time 12:00

### Game Results

Sheet	Team	LSFE	1	2	3	4	5	6	7	8	Extra Ends	Total
E	UKR - Ukraine	*	1	0	2	0	0	1	0	0		4
	USA - United States of America		0	2	0	0	2	0	0	2		6

UKR - Ukraine	
4 S	NIKOLOV Eduard
3 V	SHCHUR Yaroslav
2	SUHAK Artem
1	KOVAL Vladyslav
A	HASYNETS Artem

USA - United States of America	
4 S	HEBERT Caden
3 V	BESTLAND Jackson
2	ARMSTRONG Jackson
1	WENDTLAND Jack
A	KAUFFMAN Connor

Last Stone Draw		Distance
🕒	SUHAK Artem	7.6cm
🕒	SHCHUR Yaroslav	11.3cm
<b>Total</b>		<b>18.9cm</b>

Last Stone Draw		Distance
🕒	ARMSTRONG Jackson	28.3cm
🕒	WENDTLAND Jack	25.0cm
<b>Total</b>		<b>53.3cm</b>

Time remaining: 1 minute 17 seconds

Time-out: End 8

Time remaining: 3 minutes 51 seconds

Time-out: End 8

**NOTE**  
Position and function for each team member:  
4 = Fourth, 3 = Third, 2 = Second, 1 = Lead, A = Alternate, S = Skip, V = Vice-Skip

**LEGEND**  
🕒 Clockwise      🕒 Counter-clockwise      **LSFE(\*)** Last Stone First End

CURMTEAM4-----PREL000705--\_73 1.0

Report Created SUN 19 JAN 2025 14:09

Page 1/1

Data processing and timing by Microplus – www.microplustiming.com



SAT 18 JAN 2025  
Start Time 19:00

### Session Results and Standings

Sheet	Team	LSD/LSFE	1	2	3	4	5	6	7	8	Extra Ends	Total
A	GBR - United Kingdom	88.1cm	0	1	0	2	0	1	0	X		4
	ITA - Italy	67.2cm *	1	0	3	0	1	0	2	X		7
B	SUI - Switzerland	202.6cm	0	2	0	1	0	0	2	0	0	5
	UKR - Ukraine	102.9cm *	1	0	1	0	0	2	0	1	2	7
C	USA - United States of America	12.7cm *	2	0	0	3	0	2	0	X		7
	CAN - Canada	45.7cm	0	0	1	0	1	0	2	X		4
D	NOR - Norway	135.6cm *	0	3	0	3	0	0	2	X		8
	CHN - China	317.0cm	0	0	1	0	1	1	0	X		3
E	KOR - Republic of Korea	194.2cm	1	0	1	1	0	0	2	X		5
	SWE - Sweden	169.8cm *	0	0	0	0	1	1	0	X		2

### Current Standings

Rank	Team	Games	Wins	Losses
1	NOR - Norway	6	6	0
2	USA - United States of America	6	5	1
3	CAN - Canada	6	4	2
3	ITA - Italy	6	4	2
5	KOR - Republic of Korea	6	3	3
6	SUI - Switzerland	6	2	4
6	SWE - Sweden	6	2	4
6	UKR - Ukraine	6	2	4
9	CHN - China	6	1	5
9	GBR - United Kingdom	6	1	5

**NOTE**

Under World Curling rules, tie-breaking rules for standings are not applied until after the last game of the round robin.

**LEGEND**

**LSD** Last Stone Draw

**LSFE(\*)** Last Stone First End

**X** Unplayed/unfinished end due to concession



SAT 18 JAN 2025  
Start Time 19:00

**Game Results**

Sheet	Team	LSFE	1	2	3	4	5	6	7	8	Extra Ends	Total
A	GBR - United Kingdom		0	1	0	2	0	1	0	X		4
	ITA - Italy	*	1	0	3	0	1	0	2	X		7

GBR - United Kingdom	
4 S	THOMSON Arran
3 V	CRAIK Ross
2	SWANSTON Fraser
1	MACNAIR Rory
A	JOHNSTON Kaleb

ITA - Italy	
4 S	COLLI Giacomo
3 V	GILLI Stefano
2	GILLI Andrea
1	VIGLIANI Francesco
A	SPILLER Stefano

Last Stone Draw		Distance
⌚	THOMSON Arran	29.1cm
⌚	MACNAIR Rory	59.0cm
<b>Total</b>		<b>88.1cm</b>

Last Stone Draw		Distance
⌚	GILLI Stefano	22.9cm
⌚	GILLI Andrea	44.3cm
<b>Total</b>		<b>67.2cm</b>

Time remaining: 5 minutes 12 seconds  
Time-out: End 8

Time remaining: 8 minutes 24 seconds

**NOTE**  
Position and function for each team member:  
4 = Fourth, 3 = Third, 2 = Second, 1 = Lead, A = Alternate, S = Skip, V = Vice-Skip

**LEGEND**  
⌚ Clockwise      ⌚ Counter-clockwise      LSFE(\*) Last Stone First End  
X Unplayed/unfinished end due to concession





SAT 18 JAN 2025  
Start Time 19:00

**Game Results**

Sheet	Team	LSFE	1	2	3	4	5	6	7	8	Extra Ends	Total
B	SUI - Switzerland		0	2	0	1	0	0	2	0		5
	UKR - Ukraine	*	1	0	1	0	0	2	0	1	2	7

SUI - Switzerland	
4 V	WINZ Maximilian
3 S	ISELI Jan
2	HUERLIMANN Dean
1	FANCHINI Sandro
A	-

UKR - Ukraine	
4 S	NIKOLOV Eduard
3 V	SHCHUR Yaroslav
2	SUHAK Artem
1	KOVAL Vladyslav
A	HASYNETS Artem

Last Stone Draw		Distance
🕒	ISELI Jan	3.0cm
🕒	HUERLIMANN Dean	199.6cm
<b>Total</b>		<b>202.6cm</b>

Last Stone Draw		Distance
🕒	NIKOLOV Eduard	84.9cm
🕒	KOVAL Vladyslav	18.0cm
<b>Total</b>		<b>102.9cm</b>

Time remaining: 0 minutes 38 seconds  
0 minutes 26 seconds (after extra end)  
Time-out: End 6; End 9

Time remaining: 0 minutes 16 seconds  
0 minutes 10 seconds (after extra end)  
Time-out: End 6; End 9

**NOTE**  
Position and function for each team member:  
4 = Fourth, 3 = Third, 2 = Second, 1 = Lead, A = Alternate, S = Skip, V = Vice-Skip

**LEGEND**  
🕒 Clockwise      🕒 Counter-clockwise      **LSFE(\*)** Last Stone First End



SAT 18 JAN 2025  
Start Time 19:00

**Game Results**

Sheet	Team	LSFE	1	2	3	4	5	6	7	8	Extra Ends	Total
C	USA - United States of America	*	2	0	0	3	0	2	0	X		7
	CAN - Canada		0	0	1	0	1	0	2	X		4

USA - United States of America	
4 S	HEBERT Caden
3 V	BESTLAND Jackson
2	ARMSTRONG Jackson
1	KAUFFMAN Connor
A	WENDTLAND Jack

CAN - Canada	
4 S	BRYDEN Joshua
3 V	BUKURAK Adam
2	WILLIAMSON Carter
1	WHITTMIRE Ayden
A	-

Last Stone Draw		Distance
↻	BESTLAND Jackson	9.5cm
↻	HEBERT Caden	3.2cm
<b>Total</b>		<b>12.7cm</b>

Last Stone Draw		Distance
↻	BUKURAK Adam	36.0cm
↻	WHITTMIRE Ayden	9.7cm
<b>Total</b>		<b>45.7cm</b>

Time remaining: 2 minutes 50 seconds  
Time-out: End 7

Time remaining: 4 minutes 1 second

**NOTE**  
Position and function for each team member:  
4 = Fourth, 3 = Third, 2 = Second, 1 = Lead, A = Alternate, S = Skip, V = Vice-Skip

**LEGEND**  
↻ Clockwise      ↻ Counter-clockwise      LSFE(\*) Last Stone First End  
X Unplayed/unfinished end due to concession



SAT 18 JAN 2025  
Start Time 19:00

### Game Results

Sheet	Team	LSFE	1	2	3	4	5	6	7	8	Extra Ends	Total
D	NOR - Norway	*	0	3	0	3	0	0	2	X		8
	CHN - China		0	0	1	0	1	1	0	X		3

NOR - Norway	
4 S	HOESTMAELINGEN Lukas
3 V	BURAAS Grunde
2	LILLEBOE Magnus Lunde
1	NORDBYE Tinius Haslev
A	-

CHN - China	
4 S	MENG Tianyu
3 V	HOU Fuqiang
2	YU Sen
1	LIANG Zhengzhao
A	LI Zan

Last Stone Draw		Distance
⌚	BURAAS Grunde	88.5cm
⌚	NORDBYE Tinius Haslev	47.1cm
<b>Total</b>		<b>135.6cm</b>

Last Stone Draw		Distance
⌚	LIANG Zhengzhao	199.6cm
⌚	HOU Fuqiang	117.4cm
<b>Total</b>		<b>317.0cm</b>

Time remaining: 6 minutes 56 seconds

Time remaining: 5 minutes 25 seconds

**NOTE**  
Position and function for each team member:  
4 = Fourth, 3 = Third, 2 = Second, 1 = Lead, A = Alternate, S = Skip, V = Vice-Skip

**LEGEND**  
⌚ Clockwise      ⌚ Counter-clockwise      LSFE(\*) Last Stone First End  
X Unplayed/unfinished end due to concession



SAT 18 JAN 2025  
Start Time 19:00

### Game Results

Sheet	Team	LSFE	1	2	3	4	5	6	7	8	Extra Ends	Total
E	KOR - Republic of Korea		1	0	1	1	0	0	2	X		5
	SWE - Sweden	*	0	0	0	0	1	1	0	X		2

KOR - Republic of Korea	
4 S	LEE Jaebeom
3 V	KIM Hyojun
2	KIM Eunbin
1	PYO Jeongmin
A	KIM Jinhun

SWE - Sweden	
4 S	LANDELIUS Axel
3 V	JOHANSSON Alfons
2	HANNA Jacob
1	PALM Alexander
A	-

Last Stone Draw	Distance
⌚ KIM Eunbin	82.1cm
⌚ PYO Jeongmin	112.1cm
<b>Total</b>	<b>194.2cm</b>

Last Stone Draw	Distance
⌚ HANNA Jacob	119.4cm
⌚ PALM Alexander	50.4cm
<b>Total</b>	<b>169.8cm</b>

Time remaining: 0 minutes 53 seconds  
Time-out: End 5

Time remaining: 3 minutes 1 second  
Time-out: End 5

**NOTE**  
Position and function for each team member:  
4 = Fourth, 3 = Third, 2 = Second, 1 = Lead, A = Alternate, S = Skip, V = Vice-Skip

**LEGEND**  
⌚ Clockwise      ⌚ Counter-clockwise      LSFE(\*) Last Stone First End  
X Unplayed/unfinished end due to concession



SAT 18 JAN 2025  
Start Time 9:00

### Session Results and Standings

Sheet	Team	LSD/LSFE	1	2	3	4	5	6	7	8	Extra Ends	Total
A	CHN - China	151.9cm	0	1	1	0	0	3	0	0		5
	SUI - Switzerland	141.7cm *	1	0	0	0	2	0	2	1		6
B	GBR - United Kingdom	84.5cm *	0	1	0	0	2	0	2	0		5
	SWE - Sweden	351.3cm	0	0	0	3	0	3	0	1		7
C	UKR - Ukraine	75.0cm	0	2	0	1	0	2	1	X		6
	NOR - Norway	42.7cm *	2	0	3	0	3	0	0	X		8
D	CAN - Canada	234.9cm	0	0	0	3	0	0	2	X		5
	KOR - Republic of Korea	99.7cm *	0	0	1	0	0	1	0	X		2
E	USA - United States of America	186.8cm	0	1	1	0	3	0	0	1		6
	ITA - Italy	29.6cm *	1	0	0	1	0	2	1	0		5

### Current Standings

Rank	Team	Games	Wins	Losses
1	NOR - Norway	5	5	0
2	CAN - Canada	5	4	1
2	USA - United States of America	5	4	1
4	ITA - Italy	5	3	2
5	KOR - Republic of Korea	5	2	3
5	SUI - Switzerland	5	2	3
5	SWE - Sweden	5	2	3
8	CHN - China	5	1	4
8	GBR - United Kingdom	5	1	4
8	UKR - Ukraine	5	1	4

**NOTE**

Under World Curling rules, tie-breaking rules for standings are not applied until after the last game of the round robin.

**LEGEND**

**LSD** Last Stone Draw

**LSFE(\*)** Last Stone First End

**X** Unplayed/unfinished end due to concession



SAT 18 JAN 2025

Start Time 9:00

### Game Results

Sheet	Team	LSFE	1	2	3	4	5	6	7	8	Extra Ends	Total
A	CHN - China		0	1	1	0	0	3	0	0		5
	SUI - Switzerland	*	1	0	0	0	2	0	2	1		6

CHN - China	
4 S	MENG Tianyu
3 V	HOU Fuqiang
2	YU Sen
1	LIANG Zhengzhao
A	LI Zan

SUI - Switzerland	
4 V	WINZ Maximilian
3 S	ISELI Jan
2	HUERLIMANN Dean
1	FANCHINI Sandro
A	-

Last Stone Draw	Distance
⌚ MENG Tianyu	134.1cm
⌚ YU Sen	17.8cm
<b>Total</b>	<b>151.9cm</b>

Last Stone Draw	Distance
⌚ FANCHINI Sandro	98.7cm
⌚ WINZ Maximilian	43.0cm
<b>Total</b>	<b>141.7cm</b>

Time remaining: 3 minutes 33 seconds

Time-out: End 8

Time remaining: 1 minute 5 seconds

Time-out: End 7

#### NOTE

Position and function for each team member:

4 = Fourth, 3 = Third, 2 = Second, 1 = Lead, A = Alternate, S = Skip, V = Vice-Skip

#### LEGEND

⌚ Clockwise

⌚ Counter-clockwise

LSFE(\*) Last Stone First End

CURMTEAM4-----PREL000501--\_73 1.0

Report Created SAT 18 JAN 2025 11:10

Page 1/1

Data processing and timing by Microplus – www.microplustiming.com

Comitato Organizzatore



Evento organizzato con il supporto di



Con il patrocinio di



Main Sponsor



Official Sponsor



FISU Partner



Official Provider of Timing and Scoring



Media Partner



Assicurazioni



SAT 18 JAN 2025

Start Time 9:00

### Game Results

Sheet	Team	LSFE	1	2	3	4	5	6	7	8	Extra Ends	Total
B	GBR - United Kingdom	*	0	1	0	0	2	0	2	0		5
	SWE - Sweden		0	0	0	3	0	3	0	1		7

GBR - United Kingdom	
4 S	THOMSON Arran
3 V	CRAIK Ross
2	SWANSTON Fraser
1	MACNAIR Rory
A	JOHNSTON Kaleb

SWE - Sweden	
4 S	LANDELIUS Axel
3 V	JOHANSSON Alfons
2	HANNA Jacob
1	PALM Alexander
A	-

Last Stone Draw	Distance
⌚ SWANSTON Fraser	67.9cm
⌚ CRAIK Ross	16.6cm
<b>Total</b>	<b>84.5cm</b>

Last Stone Draw	Distance
⌚ HANNA Jacob	176.2cm
⌚ PALM Alexander	175.1cm
<b>Total</b>	<b>351.3cm</b>

Time remaining: 0 minutes 25 seconds

Time-out: End 8

Time remaining: 0 minutes 15 seconds

Time-out: End 7

#### NOTE

Position and function for each team member:

4 = Fourth, 3 = Third, 2 = Second, 1 = Lead, A = Alternate, S = Skip, V = Vice-Skip

#### LEGEND

⌚ Clockwise

⌚ Counter-clockwise

LSFE(\*) Last Stone First End

CURMTEAM4-----PREL000502--\_73 1.0

Report Created SAT 18 JAN 2025 11:17

Page 1/1

Data processing and timing by Microplus – www.microplustiming.com

Comitato Organizzatore



Evento organizzato con il supporto di



Con il patrocinio di



Main Sponsor



Official Sponsor



FISU Partner



Official Provider of Timing and Scoring



Media Partner



Assicurazioni



SAT 18 JAN 2025

Start Time 9:00

### Game Results

Sheet	Team	LSFE	1	2	3	4	5	6	7	8	Extra Ends	Total
C	UKR - Ukraine		0	2	0	1	0	2	1	X		6
	NOR - Norway	*	2	0	3	0	3	0	0	X		8

UKR - Ukraine	
4 S	NIKOLOV Eduard
3 V	SHCHUR Yaroslav
2	SUHAK Artem
1	KOVAL Vladyslav
A	HASYNETS Artem

NOR - Norway	
4 S	HOESTMAELINGEN Lukas
3 V	BURAAS Grunde
2	LILLEBOE Magnus Lunde
1	NORDBYE Tinius Haslev
A	-

Last Stone Draw	Distance
☺ SUHAK Artem	70.8cm
☺ SHCHUR Yaroslav	4.2cm
<b>Total</b>	<b>75.0cm</b>

Last Stone Draw	Distance
☺ LILLEBOE Magnus Lunde	34.4cm
☺ HOESTMAELINGEN Lukas	8.3cm
<b>Total</b>	<b>42.7cm</b>

Time remaining: 0 minutes 11 seconds

Time-out: End 7

Time remaining: 6 minutes 35 seconds

Time-out: End 7

#### NOTE

Position and function for each team member:

4 = Fourth, 3 = Third, 2 = Second, 1 = Lead, A = Alternate, S = Skip, V = Vice-Skip

#### LEGEND

☺ Clockwise

☹ Counter-clockwise

LSFE(\*) Last Stone First End

X Unplayed/unfinished end due to concession

CURMTEAM4-----PREL000503--\_73 1.0

Report Created SAT 18 JAN 2025 11:06

Page 1/1

Data processing and timing by Microplus – www.microplustiming.com

Comitato Organizzatore



Evento organizzato con il supporto di



Con il patrocinio di



Main Sponsor



Official Sponsor



FISU Partner



Official Provider of Timing and Scoring



Media Partner



Assicurazioni





SAT 18 JAN 2025

Start Time 9:00

### Game Results

Sheet	Team	LSFE	1	2	3	4	5	6	7	8	Extra Ends	Total
D	CAN - Canada		0	0	0	3	0	0	2	X		5
	KOR - Republic of Korea	*	0	0	1	0	0	1	0	X		2

CAN - Canada	
4 S	BRYDEN Joshua
3 V	BUKURAK Adam
2	WILLIAMSON Carter
1	WHITTMIRE Ayden
A	-

KOR - Republic of Korea	
4 S	LEE Jaebeom
3 V	KIM Hyojun
2	KIM Eunbin
1	PYO Jeongmin
A	KIM Jinhun

Last Stone Draw		Distance
⌚	BRYDEN Joshua	35.3cm
⌚	WILLIAMSON Carter	199.6cm
<b>Total</b>		<b>234.9cm</b>

Time remaining: 6 minutes 0 seconds

Last Stone Draw		Distance
⌚	KIM Hyojun	77.8cm
⌚	LEE Jaebeom	21.9cm
<b>Total</b>		<b>99.7cm</b>

Time remaining: 2 minutes 52 seconds

Time-out: End 7

KIM J replaced PYO J at the beginning of End 5

#### NOTE

Position and function for each team member:

4 = Fourth, 3 = Third, 2 = Second, 1 = Lead, A = Alternate, S = Skip, V = Vice-Skip

#### LEGEND

⌚ Clockwise      ⌚ Counter-clockwise

LSFE(\*) Last Stone First End

X Unplayed/unfinished end due to concession

CURMTEAM4-----PREL000504--\_73 1.0

Report Created SAT 18 JAN 2025 11:02

Page 1/1

Data processing and timing by Microplus – www.microplustiming.com

Comitato Organizzatore



Evento organizzato con il supporto di



Con il patrocinio di



Main Sponsor



Official Sponsor



FISU Partner



Official Provider of Timing and Scoring



Media Partner



Assicurazioni



SAT 18 JAN 2025

Start Time 9:00

### Game Results

Sheet	Team	LSFE	1	2	3	4	5	6	7	8	Extra Ends	Total
E	USA - United States of America		0	1	1	0	3	0	0	1		6
	ITA - Italy	*	1	0	0	1	0	2	1	0		5

USA - United States of America	
4 S	HEBERT Caden
3 V	BESTLAND Jackson
2	ARMSTRONG Jackson
1	WENDTLAND Jack
A	KAUFFMAN Connor

ITA - Italy	
4 S	COLLI Giacomo
3 V	GILLI Stefano
2	GILLI Andrea
1	VIGLIANI Francesco
A	SPILLER Stefano

Last Stone Draw		Distance
🕒	HEBERT Caden	174.5cm
🕒	BESTLAND Jackson	12.3cm
<b>Total</b>		<b>186.8cm</b>

Last Stone Draw		Distance
🕒	COLLI Giacomo	12.1cm
🕒	VIGLIANI Francesco	17.5cm
<b>Total</b>		<b>29.6cm</b>

Time remaining: 1 minute 2 seconds

Time-out: End 7

Time remaining: 0 minutes 14 seconds

Time-out: End 8

#### NOTE

Position and function for each team member:

4 = Fourth, 3 = Third, 2 = Second, 1 = Lead, A = Alternate, S = Skip, V = Vice-Skip

#### LEGEND

🕒 Clockwise

🕒 Counter-clockwise

LSFE(\*) Last Stone First End

CURMTEAM4-----PREL000505--\_73 1.0

Report Created SAT 18 JAN 2025 11:22

Page 1/1

Data processing and timing by Microplus – www.microplustiming.com

Comitato Organizzatore



Evento organizzato con il supporto di



Con il patrocinio di



Main Sponsor



Official Sponsor



FISU Partner



Official Provider of Timing and Scoring



Media Partner



Assicurazioni



FRI 17 JAN 2025  
Start Time 16:00

### Session Results and Standings

Sheet	Team	LSD/LSFE	1	2	3	4	5	6	7	8	Extra Ends	Total
A	NOR - Norway	120.4cm *	2	0	1	1	0	2	2	X		8
	GBR - United Kingdom	214.5cm	0	1	0	0	2	0	0	X		3
B	CHN - China	67.2cm	2	0	0	2	0	0	1	X		5
	USA - United States of America	47.4cm *	0	2	1	0	0	4	0	X		7
C	KOR - Republic of Korea	253.5cm	0	3	0	0	0	0	2	0		5
	SUI - Switzerland	139.9cm *	3	0	0	1	0	0	0	3		7
D	ITA - Italy	116.8cm *	0	0	3	3	0	1	X	X		7
	UKR - Ukraine	263.9cm	0	0	0	0	1	0	X	X		1
E	SWE - Sweden	177.5cm	0	0	1	0	0	0	1	X		2
	CAN - Canada	70.4cm *	0	1	0	4	0	3	0	X		8

### Current Standings

Rank	Team	Games	Wins	Losses
1	NOR - Norway	4	4	0
2	CAN - Canada	4	3	1
2	ITA - Italy	4	3	1
2	USA - United States of America	4	3	1
5	KOR - Republic of Korea	4	2	2
6	CHN - China	4	1	3
6	GBR - United Kingdom	4	1	3
6	SUI - Switzerland	4	1	3
6	SWE - Sweden	4	1	3
6	UKR - Ukraine	4	1	3

**NOTE**

Under World Curling rules, tie-breaking rules for standings are not applied until after the last game of the round robin.

**LEGEND**

LSD Last Stone Draw

LSFE(\*) Last Stone First End

X Unplayed/unfinished end due to concession



FRI 17 JAN 2025

Start Time 16:00

### Game Results

Sheet	Team	LSFE	1	2	3	4	5	6	7	8	Extra Ends	Total
A	NOR - Norway	*	2	0	1	1	0	2	2	X		8
	GBR - United Kingdom		0	1	0	0	2	0	0	X		3

NOR - Norway	
4 S	HOESTMAELINGEN Lukas
3 V	BURAAS Grunde
2	LILLEBOE Magnus Lunde
1	NORDBYE Tinius Haslev
A	-

GBR - United Kingdom	
4 S	THOMSON Arran
3 V	JOHNSTON Kaleb
2	SWANSTON Fraser
1	MACNAIR Rory
A	CRAIK Ross

Last Stone Draw		Distance
⌚	NORDBYE Tinius Haslev	43.8cm
⌚	BURAAS Grunde	76.6cm
<b>Total</b>		<b>120.4cm</b>

Last Stone Draw		Distance
⌚	JOHNSTON Kaleb	14.9cm
⌚	SWANSTON Fraser	199.6cm
<b>Total</b>		<b>214.5cm</b>

Time remaining: 6 minutes 57 seconds

Time remaining: 4 minutes 0 seconds

Time-out: End 7

#### NOTE

Position and function for each team member:  
4 = Fourth, 3 = Third, 2 = Second, 1 = Lead, A = Alternate, S = Skip, V = Vice-Skip

#### LEGEND

⌚ Clockwise      ⌚ Counter-clockwise      LSFE(\*) Last Stone First End  
X Unplayed/unfinished end due to concession

CURMTEAM4-----PREL000401--\_73 1.0

Report Created FRI 17 JAN 2025 18:12

Page 1/1

Data processing and timing by Microplus – www.microplustiming.com

Comitato Organizzatore



Evento organizzato con il supporto di



Con il patrocinio di



Main Sponsor



Official Sponsor



FISU Partner



Official Provider of Timing and Scoring



Media Partner



Assicurazioni



FRI 17 JAN 2025  
Start Time 16:00

**Game Results**

Sheet	Team	LSFE	1	2	3	4	5	6	7	8	Extra Ends	Total
<b>B</b>	CHN - China		2	0	0	2	0	0	1	X		5
	USA - United States of America	*	0	2	1	0	0	4	0	X		7

CHN - China	
4 S	MENG Tianyu
3 V	HOU Fuqiang
2	YU Sen
1	LIANG Zhengzhao
A	LI Zan

USA - United States of America	
4 S	HEBERT Caden
3 V	BESTLAND Jackson
2	ARMSTRONG Jackson
1	WENDTLAND Jack
A	KAUFFMAN Connor

Last Stone Draw		Distance
⌚	HOU Fuqiang	33.4cm
⌚	LIANG Zhengzhao	33.8cm
<b>Total</b>		<b>67.2cm</b>

Last Stone Draw		Distance
⌚	WENDTLAND Jack	28.5cm
⌚	ARMSTRONG Jackson	18.9cm
<b>Total</b>		<b>47.4cm</b>

Time remaining: 5 minutes 38 seconds

Time remaining: 3 minutes 37 seconds

Time-out: End 8

**NOTE**  
Position and function for each team member:  
4 = Fourth, 3 = Third, 2 = Second, 1 = Lead, A = Alternate, S = Skip, V = Vice-Skip

**LEGEND**  
⌚ Clockwise      ⌚ Counter-clockwise      LSFE(\*) Last Stone First End  
X Unplayed/unfinished end due to concession



FRI 17 JAN 2025  
Start Time 16:00

### Game Results

Sheet	Team	LSFE	1	2	3	4	5	6	7	8	Extra Ends	Total
C	KOR - Republic of Korea		0	3	0	0	0	0	2	0		5
	SUI - Switzerland	*	3	0	0	1	0	0	0	3		7

KOR - Republic of Korea	
4 S	LEE Jaebeom
3 V	KIM Hyojun
2	KIM Eunbin
1	PYO Jeongmin
A	KIM Jinhun

SUI - Switzerland	
4 V	WINZ Maximilian
3 S	ISELI Jan
2	HUERLIMANN Dean
1	FANCHINI Sandro
A	-

Last Stone Draw		Distance
🕒	PYO Jeongmin	199.6cm
🕒	LEE Jaebeom	53.9cm
<b>Total</b>		<b>253.5cm</b>

Last Stone Draw		Distance
🕒	WINZ Maximilian	31.7cm
🕒	FANCHINI Sandro	108.2cm
<b>Total</b>		<b>139.9cm</b>

Time remaining: 0 minutes 22 seconds  
Time-out: End 7

Time remaining: 0 minutes 46 seconds  
Time-out: End 7

**NOTE**  
Position and function for each team member:  
4 = Fourth, 3 = Third, 2 = Second, 1 = Lead, A = Alternate, S = Skip, V = Vice-Skip

**LEGEND**  
🕒 Clockwise      🕒 Counter-clockwise      **LSFE(\*)** Last Stone First End



FRI 17 JAN 2025  
Start Time 16:00

### Game Results

Sheet	Team	LSFE	1	2	3	4	5	6	7	8	Extra Ends	Total
D	ITA - Italy	*	0	0	3	3	0	1	X	X		7
	UKR - Ukraine		0	0	0	0	1	0	X	X		1

ITA - Italy	
4 S	COLLI Giacomo
3 V	GILLI Stefano
2	GILLI Andrea
1	VIGLIANI Francesco
A	SPILLER Stefano

UKR - Ukraine	
4 S	NIKOLOV Eduard
3 V	SHCHUR Yaroslav
2	SUHAK Artem
1	KOVAL Vladyslav
A	HASYNETS Artem

Last Stone Draw		Distance
↻	GILLI Andrea	34.6cm
↻	GILLI Stefano	82.2cm
<b>Total</b>		<b>116.8cm</b>

Last Stone Draw		Distance
↻	KOVAL Vladyslav	199.6cm
↻	NIKOLOV Eduard	64.3cm
<b>Total</b>		<b>263.9cm</b>

Time remaining: 14 minutes 35 seconds

Time remaining: 6 minutes 17 seconds

**NOTE**  
Position and function for each team member:  
4 = Fourth, 3 = Third, 2 = Second, 1 = Lead, A = Alternate, S = Skip, V = Vice-Skip

**LEGEND**  
↻ Clockwise      ↻ Counter-clockwise      LSFE(\*) Last Stone First End  
X Unplayed/unfinished end due to concession







FRI 17 JAN 2025  
Start Time 8:00

### Session Results and Standings

Sheet	Team	LSD/LSFE	1	2	3	4	5	6	7	8	Extra Ends	Total
A	ITA - Italy	160.3cm *	0	1	0	1	0	3	2	X		7
	CAN - Canada	161.7cm	0	0	1	0	2	0	0	X		3
B	UKR - Ukraine	23.9cm *	2	0	1	0	0	1	0	2		6
	KOR - Republic of Korea	30.5cm	0	0	0	2	1	0	2	0		5
C	SWE - Sweden	38.9cm *	0	2	0	0	2	0	0	X		4
	USA - United States of America	142.6cm	0	0	2	2	0	4	2	X		10
D	CHN - China	88.0cm *	0	1	2	1	0	0	0	2		6
	GBR - United Kingdom	261.6cm	1	0	0	0	2	1	1	0		5
E	SUI - Switzerland	37.8cm	0	0	1	0	2	1	0	1		5
	NOR - Norway	21.0cm *	2	3	0	1	0	0	2	0		8

### Current Standings

Rank	Team	Games	Wins	Losses
1	NOR - Norway	3	3	0
2	CAN - Canada	3	2	1
2	ITA - Italy	3	2	1
2	KOR - Republic of Korea	3	2	1
2	USA - United States of America	3	2	1
6	CHN - China	3	1	2
6	GBR - United Kingdom	3	1	2
6	SWE - Sweden	3	1	2
6	UKR - Ukraine	3	1	2
10	SUI - Switzerland	3	0	3

**NOTE**

Under World Curling rules, tie-breaking rules for standings are not applied until after the last game of the round robin.

**LEGEND**

**LSD** Last Stone Draw

**LSFE(\*)** Last Stone First End

**X** Unplayed/unfinished end due to concession



FRI 17 JAN 2025

Start Time 8:00

### Game Results

Sheet	Team	LSFE	1	2	3	4	5	6	7	8	Extra Ends	Total
A	ITA - Italy	*	0	1	0	1	0	3	2	X		7
	CAN - Canada		0	0	1	0	2	0	0	X		3

ITA - Italy	
4 S	COLLI Giacomo
3 V	GILLI Stefano
2	GILLI Andrea
1	VIGLIANI Francesco
A	SPILLER Stefano

CAN - Canada	
4 S	BRYDEN Joshua
3 V	BUKURAK Adam
2	WILLIAMSON Carter
1	WHITTMIRE Ayden
A	-

Last Stone Draw		Distance
⌚	VIGLIANI Francesco	145.8cm
⌚	COLLI Giacomo	14.5cm
<b>Total</b>		<b>160.3cm</b>

Last Stone Draw		Distance
⌚	WILLIAMSON Carter	132.3cm
⌚	BRYDEN Joshua	29.4cm
<b>Total</b>		<b>161.7cm</b>

Time remaining: 3 minutes 56 seconds

Time remaining: 2 minutes 2 seconds

Time-out: End 7

#### NOTE

Position and function for each team member:  
**4** = Fourth, **3** = Third, **2** = Second, **1** = Lead, **A** = Alternate, **S** = Skip, **V** = Vice-Skip

#### LEGEND

⌚ Clockwise      ⌚ Counter-clockwise      **LSFE(\*)** Last Stone First End  
**X** Unplayed/unfinished end due to concession

CURMTEAM4-----PREL000301--\_73 1.0

Report Created FRI 17 JAN 2025 10:09

Page 1/1

Data processing and timing by Microplus – www.microplustiming.com



FRI 17 JAN 2025

Start Time 8:00

### Game Results

Sheet	Team	LSFE	1	2	3	4	5	6	7	8	Extra Ends	Total
B	UKR - Ukraine	*	2	0	1	0	0	1	0	2		6
	KOR - Republic of Korea		0	0	0	2	1	0	2	0		5

UKR - Ukraine	
4 S	NIKOLOV Eduard
3 V	SHCHUR Yaroslav
2	SUHAK Artem
1	HASYNETS Artem
A	KOVAL Vladyslav

KOR - Republic of Korea	
4 S	LEE Jaebeom
3 V	KIM Hyojun
2	KIM Eunbin
1	PYO Jeongmin
A	KIM Jinhun

Last Stone Draw		Distance
⌚	SHCHUR Yaroslav	6.5cm
⌚	SUHAK Artem	17.4cm
<b>Total</b>		<b>23.9cm</b>

Last Stone Draw		Distance
⌚	KIM Eunbin	16.8cm
⌚	KIM Hyojun	13.7cm
<b>Total</b>		<b>30.5cm</b>

Time remaining: 0 minutes 17 seconds

Time-out: End 8

Time remaining: 1 minute 9 seconds

Time-out: End 7

#### NOTE

Position and function for each team member:

4 = Fourth, 3 = Third, 2 = Second, 1 = Lead, A = Alternate, S = Skip, V = Vice-Skip

#### LEGEND

⌚ Clockwise

⌚ Counter-clockwise

LSFE(\*) Last Stone First End

CURMTEAM4-----PREL000302--\_73 1.0

Report Created FRI 17 JAN 2025 10:15

Page 1/1

Data processing and timing by Microplus – www.microplustiming.com

Comitato Organizzatore



Evento organizzato con il supporto di



Con il patrocinio di



Main Sponsor



Official Sponsor



FISU Partner



Official Provider of Timing and Scoring



Media Partner



Assicurazioni



FRI 17 JAN 2025

Start Time 8:00

### Game Results

Sheet	Team	LSFE	1	2	3	4	5	6	7	8	Extra Ends	Total
C	SWE - Sweden	*	0	2	0	0	2	0	0	X		4
	USA - United States of America		0	0	2	2	0	4	2	X		10

SWE - Sweden	
4 S	LANDELIUS Axel
3 V	JOHANSSON Alfons
2	HANNA Jacob
1	PALM Alexander
A	-

USA - United States of America	
4 S	HEBERT Caden
3 V	BESTLAND Jackson
2	ARMSTRONG Jackson
1	WENDTLAND Jack
A	KAUFFMAN Connor

Last Stone Draw		Distance
⌚	LANDELIUS Axel	23.7cm
⌚	JOHANSSON Alfons	15.2cm
<b>Total</b>		<b>38.9cm</b>

Last Stone Draw		Distance
⌚	BESTLAND Jackson	132.8cm
⌚	HEBERT Caden	9.8cm
<b>Total</b>		<b>142.6cm</b>

Time remaining: 3 minutes 7 seconds

Time-out: End 6

Time remaining: 4 minutes 45 seconds

Time-out: End 6

#### NOTE

Position and function for each team member:

4 = Fourth, 3 = Third, 2 = Second, 1 = Lead, A = Alternate, S = Skip, V = Vice-Skip

#### LEGEND

⌚ Clockwise      ⌚ Counter-clockwise

LSFE(\*) Last Stone First End

X Unplayed/unfinished end due to concession

CURMTEAM4-----PREL000303--\_73 1.0

Report Created FRI 17 JAN 2025 9:58

Page 1/1

Data processing and timing by Microplus – www.microplustiming.com

Comitato Organizzatore



Evento organizzato con il supporto di



Con il patrocinio di



Main Sponsor



Official Sponsor



FISU Partner



Official Provider of Timing and Scoring



Media Partner



Assicurazioni



FRI 17 JAN 2025

Start Time 8:00

### Game Results

Sheet	Team	LSFE	1	2	3	4	5	6	7	8	Extra Ends	Total
D	CHN - China	*	0	1	2	1	0	0	0	2		6
	GBR - United Kingdom		1	0	0	0	2	1	1	0		5

CHN - China	
4 S	MENG Tianyu
3 V	HOU Fuqiang
2	YU Sen
1	LIANG Zhengzhao
A	LI Zan

GBR - United Kingdom	
4 S	THOMSON Arran
3 V	CRAIK Ross
2	SWANSTON Fraser
1	MACNAIR Rory
A	JOHNSTON Kaleb

Last Stone Draw	Distance
⌚ YU Sen	41.2cm
⌚ MENG Tianyu	46.8cm
<b>Total</b>	<b>88.0cm</b>

Last Stone Draw	Distance
⌚ MACNAIR Rory	162.2cm
⌚ THOMSON Arran	99.4cm
<b>Total</b>	<b>261.6cm</b>

Time remaining: 0 minutes 18 seconds

Time-out: End 8

Time remaining: 0 minutes 17 seconds

Time-out: End 7

JOHNSTON K replaced CRAIK R at the beginning of End 5  
Revised line-up: (4 S) THOMSON A, (3 V) JOHNSTON K, (2) SWANSTON F, (1) MACNAIR R

#### NOTE

Position and function for each team member:  
4 = Fourth, 3 = Third, 2 = Second, 1 = Lead, A = Alternate, S = Skip, V = Vice-Skip

#### LEGEND

⌚ Clockwise      ⌚ Counter-clockwise      LSFE(\*) Last Stone First End



FRI 17 JAN 2025

Start Time 8:00

### Game Results

Sheet	Team	LSFE	1	2	3	4	5	6	7	8	Extra Ends	Total
E	SUI - Switzerland		0	0	1	0	2	1	0	1		5
	NOR - Norway	*	2	3	0	1	0	0	2	0		8

SUI - Switzerland	
4 V	WINZ Maximilian
3 S	ISELI Jan
2	HUERLIMANN Dean
1	FANCHINI Sandro
A	-

NOR - Norway	
4 S	HOESTMAELINGEN Lukas
3 V	BURAAS Grunde
2	LILLEBOE Magnus Lunde
1	NORDBYE Tinius Haslev
A	-

Last Stone Draw	Distance
🕒 HUERLIMANN Dean	7.2cm
🕒 ISELI Jan	30.6cm
<b>Total</b>	<b>37.8cm</b>

Last Stone Draw	Distance
🕒 HOESTMAELINGEN Lukas	14.2cm
🕒 LILLEBOE Magnus Lunde	6.8cm
<b>Total</b>	<b>21.0cm</b>

Time remaining: 1 minute 32 seconds

Time-out: End 5

Time remaining: 3 minutes 18 seconds

Time-out: End 6

#### NOTE

Position and function for each team member:

4 = Fourth, 3 = Third, 2 = Second, 1 = Lead, A = Alternate, S = Skip, V = Vice-Skip

#### LEGEND

🕒 Clockwise

🕒 Counter-clockwise

LSFE(\*) Last Stone First End

CURMTEAM4-----PREL000305--\_73 1.0

Report Created FRI 17 JAN 2025 10:08

Page 1/1

Data processing and timing by Microplus – www.microplustiming.com

Comitato Organizzatore



Evento organizzato con il supporto di



Con il patrocinio di



Main Sponsor



Official Sponsor



FISU Partner



Official Provider of Timing and Scoring



Media Partner



Assicurazioni



THU 16 JAN 2025  
Start Time 14:00

### Session Results and Standings

Sheet	Team	LSD/LSFE	1	2	3	4	5	6	7	8	Extra Ends	Total
A	SUI - Switzerland	112.2cm *	0	0	0	1	0	1	0	X		2
	USA - United States of America	148.5cm	0	0	2	0	3	0	1	X		6
B	SWE - Sweden	151.6cm	0	0	0	0	0	2	X	X		2
	NOR - Norway	89.6cm *	0	4	3	2	3	0	X	X		12
C	GBR - United Kingdom	112.4cm	2	0	0	2	0	0	3	1		8
	UKR - Ukraine	25.1cm *	0	3	2	0	0	1	0	0		6
D	KOR - Republic of Korea	122.3cm *	0	1	0	1	0	0	2	0	1	5
	ITA - Italy	134.3cm	0	0	1	0	1	0	0	2	0	4
E	CAN - Canada	69.5cm *	0	1	1	0	1	0	3	X		6
	CHN - China	192.1cm	0	0	0	1	0	1	0	X		2

### Current Standings

Rank	Team	Games	Wins	Losses
1	CAN - Canada	2	2	0
1	KOR - Republic of Korea	2	2	0
1	NOR - Norway	2	2	0
4	GBR - United Kingdom	2	1	1
4	ITA - Italy	2	1	1
4	SWE - Sweden	2	1	1
4	USA - United States of America	2	1	1
8	CHN - China	2	0	2
8	SUI - Switzerland	2	0	2
8	UKR - Ukraine	2	0	2

**NOTE**  
Under World Curling rules, tie-breaking rules for standings are not applied until after the last game of the round robin.

**LEGEND**  
LSD Last Stone Draw      LSF(\*E) Last Stone First End      X Unplayed/unfinished end due to concession



THU 16 JAN 2025

Start Time 14:00

### Game Results

Sheet	Team	LSFE	1	2	3	4	5	6	7	8	Extra Ends	Total
A	SUI - Switzerland	*	0	0	0	1	0	1	0	X		2
	USA - United States of America		0	0	2	0	3	0	1	X		6

SUI - Switzerland	
4 S	ISELI Jan
3 V	WINZ Maximilian
2	HUERLIMANN Dean
1	FANCHINI Sandro
A	-

USA - United States of America	
4 S	HEBERT Caden
3 V	BESTLAND Jackson
2	ARMSTRONG Jackson
1	WENDTLAND Jack
A	KAUFFMAN Connor

Last Stone Draw		Distance
🕒	FANCHINI Sandro	58.2cm
🕒	WINZ Maximilian	54.0cm
<b>Total</b>		<b>112.2cm</b>

Time remaining: 1 minute 15 seconds

Time-out: End 6

Last Stone Draw		Distance
🕒	ARMSTRONG Jackson	24.5cm
🕒	WENDTLAND Jack	124.0cm
<b>Total</b>		<b>148.5cm</b>

Time remaining: 1 minute 9 seconds

Time-out: End 8

#### NOTE

Position and function for each team member:

4 = Fourth, 3 = Third, 2 = Second, 1 = Lead, A = Alternate, S = Skip, V = Vice-Skip

#### LEGEND

🕒 Clockwise

🕒 Counter-clockwise

LSFE(\*) Last Stone First End

X Unplayed/unfinished end due to concession

CURMTEAM4-----PREL000201--\_73 1.0

Report Created THU 16 JAN 2025 16:13

Page 1/1

Data processing and timing by Microplus – www.microplustiming.com

Comitato Organizzatore



Evento organizzato con il supporto di



Con il patrocinio di



Main Sponsor



Official Sponsor



FISU Partner



Official Provider of Timing and Scoring



Media Partner



Assicurazioni





THU 16 JAN 2025

Start Time 14:00

### Game Results

Sheet	Team	LSFE	1	2	3	4	5	6	7	8	Extra Ends	Total
B	SWE - Sweden		0	0	0	0	0	2	X	X		2
	NOR - Norway	*	0	4	3	2	3	0	X	X		12

SWE - Sweden	
4 S	LANDELIUS Axel
3 V	JOHANSSON Alfons
2	HANNA Jacob
1	PALM Alexander
A	-

NOR - Norway	
4 S	HOESTMAELINGEN Lukas
3 V	BURAAS Grunde
2	LILLEBOE Magnus Lunde
1	NORDBYE Tinius Haslev
A	-

**Last Stone Draw**

🕒	PALM Alexander	Distance	9.7cm
🕒	HANNA Jacob	Distance	141.9cm

**Total** **151.6cm**

Time remaining: 6 minutes 41 seconds

**Last Stone Draw**

🕒	BURAAS Grunde	Distance	67.5cm
🕒	NORDBYE Tinius Haslev	Distance	22.1cm

**Total** **89.6cm**

Time remaining: 11 minutes 32 seconds

**NOTE**

Position and function for each team member:  
**4** = Fourth, **3** = Third, **2** = Second, **1** = Lead, **A** = Alternate, **S** = Skip, **V** = Vice-Skip

**LEGEND**

🕒 Clockwise      🕒 Counter-clockwise      **LSFE(\*)** Last Stone First End  
**X** Unplayed/unfinished end due to concession



THU 16 JAN 2025

Start Time 14:00

### Game Results

Sheet	Team	LSFE	1	2	3	4	5	6	7	8	Extra Ends	Total
C	GBR - United Kingdom		2	0	0	2	0	0	3	1		8
	UKR - Ukraine	*	0	3	2	0	0	1	0	0		6

GBR - United Kingdom	
4 S	THOMSON Arran
3 V	CRAIK Ross
2	SWANSTON Fraser
1	MACNAIR Rory
A	JOHNSTON Kaleb

UKR - Ukraine	
4 S	NIKOLOV Eduard
3 V	SHCHUR Yaroslav
2	SUHAK Artem
1	KOVAL Vladyslav
A	HASYNETS Artem

Last Stone Draw	Distance
↻ SWANSTON Fraser	81.5cm
↻ CRAIK Ross	30.9cm
<b>Total</b>	<b>112.4cm</b>

Last Stone Draw	Distance
↻ KOVAL Vladyslav	15.4cm
↻ NIKOLOV Eduard	9.7cm
<b>Total</b>	<b>25.1cm</b>

Time remaining: 0 minutes 27 seconds

Time remaining: 0 minutes 17 seconds

Time-out: End 6

**NOTE**  
Position and function for each team member:  
4 = Fourth, 3 = Third, 2 = Second, 1 = Lead, A = Alternate, S = Skip, V = Vice-Skip

**LEGEND**  
↻ Clockwise      ↻ Counter-clockwise      LSFE(\*) Last Stone First End



THU 16 JAN 2025

Start Time 14:00

### Game Results

Sheet	Team	LSFE	1	2	3	4	5	6	7	8	Extra Ends	Total
D	KOR - Republic of Korea	*	0	1	0	1	0	0	2	0	1	5
	ITA - Italy		0	0	1	0	1	0	0	2	0	4

KOR - Republic of Korea	
4 S	LEE Jaebeom
3 V	KIM Hyojun
2	KIM Eunbin
1	PYO Jeongmin
A	KIM Jinhun

ITA - Italy	
4 S	COLLI Giacomo
3 V	GILLI Stefano
2	GILLI Andrea
1	VIGLIANI Francesco
A	SPILLER Stefano

Last Stone Draw		Distance
↻	LEE Jaebeom	32.2cm
↻	PYO Jeongmin	90.1cm
<b>Total</b>		<b>122.3cm</b>

Last Stone Draw		Distance
↻	GILLI Stefano	46.0cm
↻	GILLI Andrea	88.3cm
<b>Total</b>		<b>134.3cm</b>

Time remaining: 0 minutes 56 seconds  
1 minute 13 seconds (after extra end)

Time-out: End 8; End 9

Time remaining: 5 minutes 15 seconds  
1 minute 59 seconds (after extra end)

Time-out: End 8; End 9

**NOTE**  
Position and function for each team member:  
4 = Fourth, 3 = Third, 2 = Second, 1 = Lead, A = Alternate, S = Skip, V = Vice-Skip

**LEGEND**  
↻ Clockwise      ↻ Counter-clockwise      **LSFE(\*)** Last Stone First End



THU 16 JAN 2025

Start Time 14:00

### Game Results

Sheet	Team	LSFE	1	2	3	4	5	6	7	8	Extra Ends	Total
E	CAN - Canada	*	0	1	1	0	1	0	3	X		6
	CHN - China		0	0	0	1	0	1	0	X		2

CAN - Canada	
4 S	BRYDEN Joshua
3 V	BUKURAK Adam
2	WILLIAMSON Carter
1	WHITTMIRE Ayden
A	-

CHN - China	
4 S	MENG Tianyu
3 V	HOU Fuqiang
2	YU Sen
1	LIANG Zhengzhao
A	LI Zan

Last Stone Draw	Distance
⌚ WHITTMIRE Ayden	27.6cm
⌚ BUKURAK Adam	41.9cm
<b>Total</b>	<b>69.5cm</b>

Time remaining: 3 minutes 15 seconds

Last Stone Draw	Distance
⌚ LIANG Zhengzhao	166.6cm
⌚ HOU Fuqiang	25.5cm
<b>Total</b>	<b>192.1cm</b>

Time remaining: 4 minutes 11 seconds

Time-out: End 7

#### NOTE

Position and function for each team member:  
**4** = Fourth, **3** = Third, **2** = Second, **1** = Lead, **A** = Alternate, **S** = Skip, **V** = Vice-Skip

#### LEGEND

⌚ Clockwise      ⌚ Counter-clockwise      **LSFE(\*)** Last Stone First End  
**X** Unplayed/unfinished end due to concession



WED 15 JAN 2025  
Start Time 19:00

### Session Results and Standings

Sheet	Team	LSD/LSFE	1	2	3	4	5	6	7	8	Extra Ends	Total
A	UKR - Ukraine	238.7cm	0	1	0	2	0	1	0	X		4
	SWE - Sweden	166.9cm *	1	0	4	0	1	0	1	X		7
B	CAN - Canada	228.4cm	0	1	0	4	0	1	0	1		7
	SUI - Switzerland	41.9cm *	0	0	1	0	2	0	2	0		5
C	CHN - China	136.7cm	0	0	1	0	1	4	0	0		6
	ITA - Italy	87.3cm *	2	1	0	1	0	0	2	1		7
D	USA - United States of America	215.5cm	0	1	0	0	0	1	1	0		3
	NOR - Norway	152.1cm *	0	0	2	1	0	0	0	1		4
E	GBR - United Kingdom	134.1cm *	0	2	0	0	0	1	0	X		3
	KOR - Republic of Korea	257.6cm	1	0	1	0	0	0	3	X		5

### Current Standings

Rank	Team	Games	Wins	Losses
1	CAN - Canada	1	1	0
1	ITA - Italy	1	1	0
1	KOR - Republic of Korea	1	1	0
1	NOR - Norway	1	1	0
1	SWE - Sweden	1	1	0
6	CHN - China	1	0	1
6	GBR - United Kingdom	1	0	1
6	SUI - Switzerland	1	0	1
6	UKR - Ukraine	1	0	1
6	USA - United States of America	1	0	1

**NOTE**  
Under World Curling rules, tie-breaking rules for standings are not applied until after the last game of the round robin.

**LEGEND**  
LSD Last Stone Draw      LSFE(\*) Last Stone First End      X Unplayed/unfinished end due to concession



WED 15 JAN 2025

Start Time 19:00

### Game Results

Sheet	Team	LSFE	1	2	3	4	5	6	7	8	Extra Ends	Total
A	UKR - Ukraine		0	1	0	2	0	1	0	X		4
	SWE - Sweden	*	1	0	4	0	1	0	1	X		7

UKR - Ukraine	
4 S	NIKOLOV Eduard
3 V	SHCHUR Yaroslav
2	SUHAK Artem
1	KOVAL Vladyslav
A	HASYNETS Artem

SWE - Sweden	
4 S	LANDELIUS Axel
3 V	JOHANSSON Alfons
2	HANNA Jacob
1	PALM Alexander
A	-

Last Stone Draw		Distance
⌚	SHCHUR Yaroslav	110.2cm
⌚	SUHAK Artem	128.5cm
<b>Total</b>		<b>238.7cm</b>

Last Stone Draw		Distance
⌚	PALM Alexander	98.5cm
⌚	HANNA Jacob	68.4cm
<b>Total</b>		<b>166.9cm</b>

Time remaining: 1 minute 33 seconds

Time remaining: 0 minutes 50 seconds

**NOTE**  
Position and function for each team member:  
4 = Fourth, 3 = Third, 2 = Second, 1 = Lead, A = Alternate, S = Skip, V = Vice-Skip

**LEGEND**  
⌚ Clockwise      ⌚ Counter-clockwise      LSFE(\*) Last Stone First End  
X Unplayed/unfinished end due to concession



WED 15 JAN 2025

Start Time 19:00

**Game Results**

Sheet	Team	LSFE	1	2	3	4	5	6	7	8	Extra Ends	Total
B	CAN - Canada		0	1	0	4	0	1	0	1		7
	SUI - Switzerland	*	0	0	1	0	2	0	2	0		5

CAN - Canada	
4 S	BRYDEN Joshua
3 V	BUKURAK Adam
2	WILLIAMSON Carter
1	WHITTMIRE Ayden
A	-

SUI - Switzerland	
4 S	ISELI Jan
3 V	WINZ Maximilian
2	HUERLIMANN Dean
1	FANCHINI Sandro
A	-

Last Stone Draw	Distance
🕒 WILLIAMSON Carter	199.6cm
🕒 BRYDEN Joshua	28.8cm
<b>Total</b>	<b>228.4cm</b>

Last Stone Draw	Distance
🕒 ISELI Jan	20.6cm
🕒 HUERLIMANN Dean	21.3cm
<b>Total</b>	<b>41.9cm</b>

Time remaining: 3 minutes 30 seconds

Time remaining: 0 minutes 42 seconds

Time-out: End 6

**NOTE**  
Position and function for each team member:  
4 = Fourth, 3 = Third, 2 = Second, 1 = Lead, A = Alternate, S = Skip, V = Vice-Skip

**LEGEND**  
🕒 Clockwise      🕒 Counter-clockwise      **LSFE(\*)** Last Stone First End



WED 15 JAN 2025

Start Time 19:00

### Game Results

Sheet	Team	LSFE	1	2	3	4	5	6	7	8	Extra Ends	Total
C	CHN - China		0	0	1	0	1	4	0	0		6
	ITA - Italy	*	2	1	0	1	0	0	2	1		7

CHN - China	
4 S	MENG Tianyu
3 V	HOU Fuqiang
2	YU Sen
1	LIANG Zhengzhao
A	LI Zan

ITA - Italy	
4 S	COLLI Giacomo
3 V	GILLI Stefano
2	GILLI Andrea
1	VIGLIANI Francesco
A	SPILLER Stefano

Last Stone Draw	Distance
⌚ MENG Tianyu	81.7cm
⌚ YU Sen	55.0cm
<b>Total</b>	<b>136.7cm</b>

Last Stone Draw	Distance
⌚ COLLI Giacomo	70.1cm
⌚ VIGLIANI Francesco	17.2cm
<b>Total</b>	<b>87.3cm</b>

Time remaining: 3 minutes 24 seconds

Time-out: End 8

Time remaining: 4 minutes 51 seconds

Time-out: End 8

#### NOTE

Position and function for each team member:

4 = Fourth, 3 = Third, 2 = Second, 1 = Lead, A = Alternate, S = Skip, V = Vice-Skip

#### LEGEND

⌚ Clockwise

⌚ Counter-clockwise

LSFE(\*) Last Stone First End

CURMTEAM4-----PREL000103--\_73 1.0

Report Created WED 15 JAN 2025 21:12

Page 1/1

Data processing and timing by Microplus – www.microplustiming.com

Comitato Organizzatore



Evento organizzato con il supporto di



Con il patrocinio di



Main Sponsor



Official Sponsor



FISU Partner



Official Provider of Timing and Scoring



Media Partner



Assicurazioni





WED 15 JAN 2025

Start Time 19:00

### Game Results

Sheet	Team	LSFE	1	2	3	4	5	6	7	8	Extra Ends	Total
D	USA - United States of America		0	1	0	0	0	1	1	0		3
	NOR - Norway	*	0	0	2	1	0	0	0	1		4

USA - United States of America	
4 S	HEBERT Caden
3 V	BESTLAND Jackson
2	ARMSTRONG Jackson
1	WENDTLAND Jack
A	KAUFFMAN Connor

NOR - Norway	
4 S	HOESTMAELINGEN Lukas
3 V	BURAAS Grunde
2	LILLEBOE Magnus Lunde
1	NORDBYE Tinus Haslev
A	-

Last Stone Draw		Distance
↻	HEBERT Caden	15.9cm
↻	BESTLAND Jackson	199.6cm
<b>Total</b>		<b>215.5cm</b>

Last Stone Draw		Distance
↻	LILLEBOE Magnus Lunde	146.8cm
↻	HOESTMAELINGEN Lukas	5.3cm
<b>Total</b>		<b>152.1cm</b>

Time remaining: 0 minutes 15 seconds

Time-out: End 8

Time remaining: 1 minute 42 seconds

Time-out: End 7

**NOTE**  
Position and function for each team member:  
4 = Fourth, 3 = Third, 2 = Second, 1 = Lead, A = Alternate, S = Skip, V = Vice-Skip

**LEGEND**  
↻ Clockwise      ↻ Counter-clockwise      LSFE(\*) Last Stone First End



WED 15 JAN 2025

Start Time 19:00

### Game Results

Sheet	Team	LSFE	1	2	3	4	5	6	7	8	Extra Ends	Total
E	GBR - United Kingdom	*	0	2	0	0	0	1	0	X		3
	KOR - Republic of Korea		1	0	1	0	0	0	3	X		5

GBR - United Kingdom	
4 S	THOMSON Arran
3 V	CRAIK Ross
2	JOHNSTON Kaleb
1	MACNAIR Rory
A	SWANSTON Fraser

KOR - Republic of Korea	
4 S	LEE Jaebeom
3 V	KIM Hyojun
2	KIM Eunbin
1	PYO Jeongmin
A	KIM Jinhun

Last Stone Draw		Distance
⌚	THOMSON Arran	83.0cm
⌚	MACNAIR Rory	51.1cm
<b>Total</b>		<b>134.1cm</b>

Last Stone Draw		Distance
⌚	KIM Hyojun	58.0cm
⌚	KIM Eunbin	199.6cm
<b>Total</b>		<b>257.6cm</b>

Time remaining: 2 minutes 21 seconds

Time remaining: 5 minutes 23 seconds

Time-out: End 8

#### NOTE

Position and function for each team member:  
**4** = Fourth, **3** = Third, **2** = Second, **1** = Lead, **A** = Alternate, **S** = Skip, **V** = Vice-Skip

#### LEGEND

⌚ Clockwise      ⌚ Counter-clockwise      **LSFE(\*)** Last Stone First End  
**X** Unplayed/unfinished end due to concession



## Entry List by Event

As of WED 15 JAN 2025

CAN - Canada		
4 S	BRYDEN Joshua	R
3 V	BUKURAK Adam	R
2	WILLIAMSON Carter	R
1	WHITTMIRE Ayden	R
A	-	
C	SCHNEIDER Jamie	
O	GRABARCZYK Ryan John	
O	-	

CHN - China		
4 S	MENG Tianyu	R
3 V	HOU Fuqiang	R
2	YU Sen	R
1	LIANG Zhengzhao	R
A	LI Zan	R
C	BA Dexin	
2C	YU Zuojun	
O	MU Liang	

GBR - United Kingdom		
4 S	THOMSON Arran	R
3 V	CRAIK Ross	R
2	JOHNSTON Kaleb	R
1	MACNAIR Rory	R
A	SWANSTON Fraser	R
C	RYDER Niall	
NC	SMITH Nancy	
O	-	

ITA - Italy		
4 S	COLLI Giacomo	R
3 V	GILLI Stefano	R
2	GILLI Andrea	R
1	VIGLIANI Francesco	L
A	SPILLER Stefano	R
C	BURBA Wolfgang (GER)	
O	GALKINA Ekaterina	
O	DE ZANNA Francesco	

KOR - Republic of Korea		
4 S	LEE Jaebeom	R
3 V	KIM Hyojun	R
2	KIM Eunbin	R
1	PYO Jeongmin	R
A	KIM Jinhun	R
C	LEE Dongkeun	
T	MOON Jungsu	
O	LEE Hoseung	

NOR - Norway		
4 S	HOESTMAELINGEN Lukas	R
3 V	BURAAS Grunde	R
2	LILLEBOE Magnus Lunde	R
1	NORDBYE Tinius Haslev	R
A	-	
C	ROENNING Kai Ove	
O	-	
O	-	

SUI - Switzerland		
4 S	ISELI Jan	L
3 V	WINZ Maximilian	R
2	HUERLIMANN Dean	R
1	FANCHINI Sandro	R
A	-	
C	SUTER Charly	
O	MEIENBERG Stefan	
O	-	

SWE - Sweden		
4 S	LANDELIUS Axel	R
3 V	JOHANSSON Alfons	R
2	HANNA Jacob	R
1	PALM Alexander	R
A	-	
C	ENGQVIST Johan	
O	-	
O	-	

UKR - Ukraine		
4 S	NIKOLOV Eduard	R
3 V	SHCHUR Yaroslav	R
2	SUHAK Artem	R
1	KOVAL Vladyslav	R
A	HASYNETS Artem	R
C	RAMSAY David (GBR)	
O	KUNYTSKY Mykhaylo	
O	PEREVEZENTSEV Oleksii	

USA - United States of America		
4 S	HEBERT Caden	R
3 V	BESTLAND Jackson	R
2	ARMSTRONG Jackson	R
1	WENDTLAND Jack	R
A	KAUFFMAN Connor	L
C	PEPLINSKI Mike	
O	HOLDEN Neal Lee	
O	-	



## Entry List by Event

As of WED 15 JAN 2025

**NOTE**  
Position and function for each team member:  
**4** = Fourth, **3** = Third, **2** = Second, **1** = Lead, **A** = Alternate, **S** = Skip, **V** = Vice-Skip  
**C** = Coach, **2C** = 2nd Team Coach, **NC** = National Coach, **T** = Translator, **O** = Team Official

**LEGEND**  
**L** Left-handed **R** Right-handed



TUE 14 JAN 2025

## Medallists

Medal	Country	Name	Gender
GOLD	GBR - United Kingdom	MUNRO Robyn CARSON Orrin	F M
SILVER	GER - Germany	SUTOR Kim HARSCH Klaudius	F M
BRONZE	CAN - Canada	ZHENG Jessica PIETRANGELO Victor	F M

### NOTE

Team members are identified as follows:

**F** = Female, **M** = Male

CURXTEAM2-----\_92B 2.0

Report Created TUE 14 JAN 2025 21:37

Page 1/1

Data processing and timing by Microplus – [www.microplustiming.com](http://www.microplustiming.com)

Comitato Organizzatore



Evento organizzato con il supporto di



Con il patrocinio di



Main Sponsor



Official Sponsor



FISU Partner



Official Provider of Timing and Scoring



Media Partner



Assicurazioni



## Final Standings

Rank	Team	Players	Gender
1	GBR - United Kingdom	MUNRO Robyn CARSON Orrin	F M
2	GER - Germany	SUTOR Kim HARSCH Klaudius	F M
3	CAN - Canada	ZHENG Jessica PIETRANGELO Victor	F M
4	ITA - Italy	ZARDINI LACEDELLI Giulia DE ZANNA Francesco	F M
5	JPN - Japan	OZEKI Yui KUDO Taiki	F M
6	SUI - Switzerland	BAERTSCHIGER Nadine FAGUE Matthieu	F M
7	USA - United States of America	OLSON Sara THURSTON Coleman	F M
8	NOR - Norway	KJAERLAND Eilin ERIKSEN Eskil	F M

### NOTE

Team members are identified as follows:

**F** = Female, **M** = Male




### Competition Summary

Session	Date Time	Sheet B	Sheet C	Sheet D	Sheet E	Sheet
Session 1	11 JAN 15:00	SUI 7 - 9 JPN	USA 6 - 7 GBR	GER 6 - 5 ITA	NOR 4 - 9 CAN	
Session 2	11 JAN 19:00	CAN 7 - 6 USA	ITA 8 - 4 NOR	GBR 8 - 5 SUI	JPN 4 - 7 GER	
Session 3	12 JAN 10:00	USA 6 - 9 ITA	SUI 4 - 9 CAN	NOR 5 - 8 JPN	GER 10 - 4 GBR	
Session 4	12 JAN 14:00	NOR 6 - 4 GER	JPN 4 - 8 ITA	CAN 6 - 7 GBR	SUI 9 - 8 USA	
Session 5	12 JAN 18:00	ITA 3 - 9 GBR	NOR 5 - 8 SUI	USA 3 - 8 GER	CAN 7 - 3 JPN	
Session 6	13 JAN 10:00	GER 10 - 5 SUI	GBR 9 - 6 JPN	ITA 4 - 10 CAN	USA 10 - 5 NOR	
Session 7	13 JAN 14:00	GBR 7 - 5 NOR	CAN 9 - 4 GER	JPN 7 - 3 USA	ITA 8 - 5 SUI	
Semi-final 1	14 JAN 9:00		CAN 5 - 7 GER			
Semi-final 2	14 JAN 13:00		GBR 6 - 3 ITA			
Bronze Medal	14 JAN 17:00		CAN 9 - 3 ITA			
Gold Medal	14 JAN 20:00		GBR 10 - 8 GER			

### Standings after Round Robin

Rank	Team	Games	Wins	Losses		
1	GBR - United Kingdom	7	6	1	Q	w1
2	CAN - Canada	7	6	1	Q	w0
3	GER - Germany	7	5	2	Q	
4	ITA - Italy	7	4	3	Q	
5	JPN - Japan	7	3	4		
6	SUI - Switzerland	7	2	5		
7	USA - United States of America	7	1	6		w1
8	NOR - Norway	7	1	6		w0

### Play-offs Bracket



#### LEGEND

EE Extra End

Q Qualified for the play-offs

wn Number of wins (n) against tied teams



### Scoring Analysis

Team	Games	LSFE	Stolen Ends	Last Stone Eff.	Points Scored						Total	Plus / Minus
					0	1	2	3	4	>4		
CAN	For	5	14	47%	0	14	18	4	1	1	71	+29
	Against	4	8		0	16	7	4	0	0	42	
GBR	For	4	13	55%	0	18	10	7	2	0	67	+15
	Against	5	5		0	15	9	2	2	1	52	
GER	For	4	17	34%	0	22	11	4	2	0	64	+13
	Against	5	7		1	13	9	4	2	0	51	
JPN	For	3	8	25%	0	11	6	3	1	1	41	-5
	Against	4	14		0	20	8	2	1	0	46	
ITA	For	6	9	27%	1	18	7	5	1	0	51	-8
	Against	3	11		0	16	11	4	1	1	59	
USA	For	3	7	31%	0	14	6	2	1	1	42	-10
	Against	4	9		0	15	9	3	1	1	52	
SUI	For	4	4	30%	0	14	3	3	2	1	43	-14
	Against	3	11		0	12	8	7	2	0	57	
NOR	For	3	8	28%	0	11	10	1	0	0	34	-20
	Against	4	15		0	15	10	3	1	1	54	
<b>Total</b>	<b>32</b>		<b>80</b>		<b>1</b>	<b>122</b>	<b>71</b>	<b>29</b>	<b>10</b>	<b>4</b>	<b>413</b>	

**NOTE**

Stolen ends are the ends won without the last stone advantage.  
Last Stone Efficiency: Scoring two or more points with last stone advantage.

**LEGEND**

>4 More than four points scored      Eff. Efficiency      LSFE Last Stone First End





### Summary of Big Ends

Points Scored	By	Against	Session	End	Game Result
6	SUI - Switzerland	USA - United States of America	4	3	9 : 8
6	USA - United States of America	NOR - Norway	6	4	10 : 5
5	CAN - Canada	ITA - Italy	6	6	10 : 4
5	JPN - Japan	GBR - United Kingdom	6	2	6 : 9
4	GBR - United Kingdom	GER - Germany	GM	6	10 : 8
4	GBR - United Kingdom	ITA - Italy	5	7	9 : 3
4	GER - Germany	GBR - United Kingdom	GM	3	8 : 10
4	GER - Germany	GBR - United Kingdom	3	7	10 : 4
4	SUI - Switzerland	GER - Germany	6	2	5 : 10
4	SUI - Switzerland	JPN - Japan	1	4	7 : 9
4	CAN - Canada	SUI - Switzerland	3	4	9 : 4
4	ITA - Italy	USA - United States of America	3	1	9 : 6
4	JPN - Japan	NOR - Norway	3	6	8 : 5
4	USA - United States of America	SUI - Switzerland	4	1	8 : 9

**NOTE**  
Big ends are defined as ends with a score of four or more points.

**LEGEND**  
**GM** Gold Medal Game



### Power Play Analysis

Team	Games	Number of Power Plays	Points Scored in Power Play							Total
			<0	0/X	1	2	3	4	>4	
CAN - Canada	9	4	1	0	1	1	0	0	1	7
GBR - United Kingdom	9	7	0	2	0	2	2	1	0	14
GER - Germany	9	6	1	0	1	1	2	1	0	12
ITA - Italy	9	7	1	2	2	2	0	0	0	5
JPN - Japan	7	7	3	0	1	2	1	0	0	3
NOR - Norway	7	7	4	0	1	2	0	0	0	-3
SUI - Switzerland	7	7	1	0	2	2	2	0	0	10
USA - United States of America	7	6	2	0	2	1	1	0	0	5
<b>Total</b>	<b>32</b>	<b>51</b>	<b>13</b>	<b>4</b>	<b>10</b>	<b>13</b>	<b>8</b>	<b>2</b>	<b>1</b>	<b>53</b>

**NOTE**  
Power Play can be used once per game by each team and only when the team has the last stone advantage. Power Play cannot be used in extra ends.

**LEGEND**  
<0 Ends scored by the opponent team      >4 More than four points scored      X Unfinished end due to concession

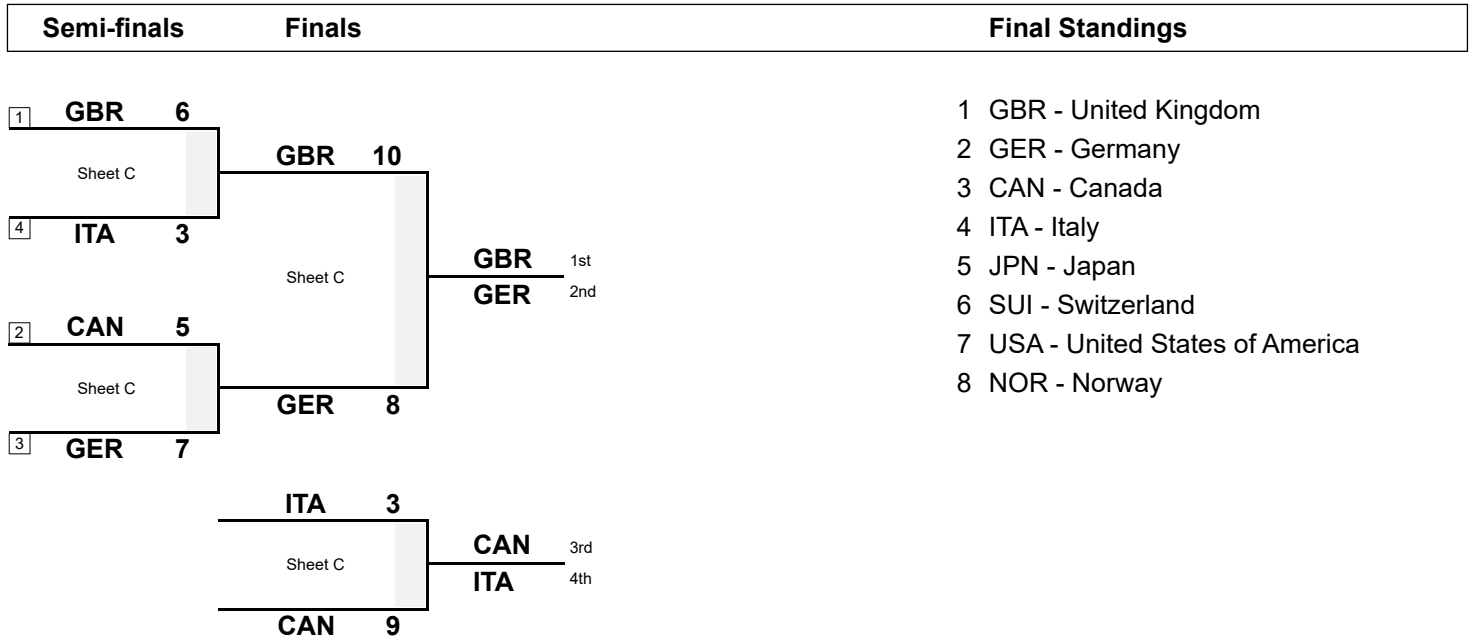


TUE 14 JAN 2025  
Start Time 20:00

### Session Results and Standings

Sheet	Team	LSFE	1	2	3	4	5	6	7	8	Extra Ends	Total
C	GBR - United Kingdom	*	3	1	0	2	0	4	0	X		10
	GER - Germany		0	0	4	0	2	0	2	X		8

### Play-offs Bracket



<b>LEGEND</b>	<input type="checkbox"/> Power Play	LSFE(*) Last Stone First End	X Unplayed/unfinished end due to concession
---------------	-------------------------------------	------------------------------	---





TUE 14 JAN 2025  
Start Time 20:00

### Game Results

Sheet	Team	LSFE	1	2	3	4	5	6	7	8	Extra Ends	Total
C	GBR - United Kingdom	*	3	1	0	2	0	4	0	X		10
	GER - Germany		0	0	4	0	2	0	2	X		8

GBR - United Kingdom		Shot Success Game
F	MUNRO Robyn	75 %
M	CARSON Orrin	79 %
Team Total		78 %

GER - Germany		Shot Success Game
F	SUTOR Kim	77 %
M	HARSCH Klaudius	74 %
Team Total		75 %

Time remaining: 2 minutes 31 seconds

Power Play: End 8

Time remaining: 1 minute 7 seconds

Time-out: End 8 - GER stone 4

Power Play: End 7

### Shot Success Analysis

GBR - United Kingdom		↻	↺	Game	
F	MUNRO Robyn	Draws	4 75%	7 71%	11 73%
		Take-outs	0 -	3 83%	3 83%
		Total	4 75%	10 75%	14 75%
M	CARSON Orrin	Draws	4 94%	4 88%	8 91%
		Take-outs	5 55%	11 82%	16 73%
		Total	9 72%	15 83%	24 79%
Team		Draws	8 84%	11 77%	19 80%
		Take-outs	5 55%	14 82%	19 75%
		Total	13 73%	25 80%	38 78%

GER - Germany		↻	↺	Game	
F	SUTOR Kim	Draws	7 79%	4 100%	11 86%
		Take-outs	2 100%	2 0%	4 50%
		Total	9 83%	6 67%	15 77%
M	HARSCH Klaudius	Draws	8 88%	13 73%	21 79%
		Take-outs	1 25%	2 50%	3 42%
		Total	9 81%	15 70%	24 74%
Team		Draws	15 83%	17 79%	32 81%
		Take-outs	3 75%	4 25%	7 46%
		Total	18 82%	21 69%	39 75%

#### NOTE

Team members are identified as follows:

F = Female, M = Male

#### LEGEND

Power Play

↻ Clockwise

↺ Counter-clockwise

LSFE(\*) Last Stone First End

X Unplayed/unfinished end due to concession

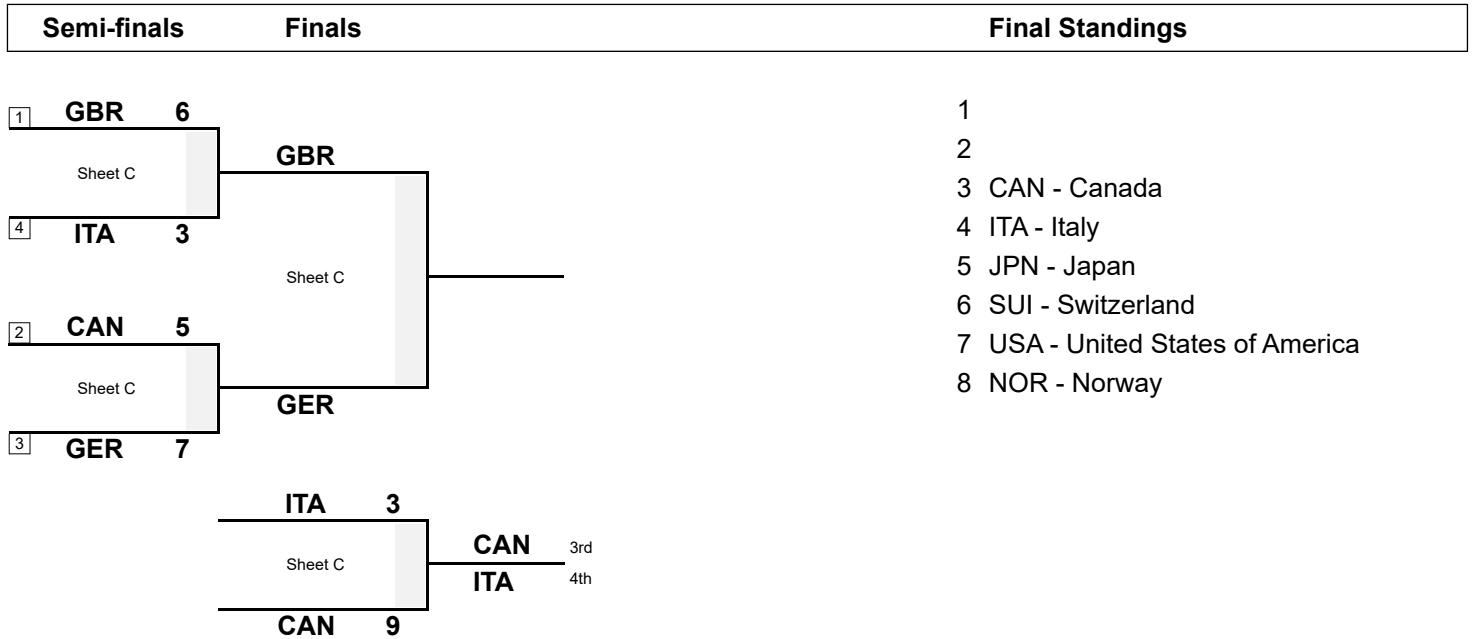


TUE 14 JAN 2025  
Start Time 17:00

### Session Results and Standings

Sheet	Team	LSFE	1	2	3	4	5	6	7	8	Extra Ends	Total
C	CAN - Canada	*	2	2	1	0	3	0	1	X		9
	ITA - Italy		0	0	0	2	0	1	0	X		3

### Play-offs Bracket



#### LEGEND

Power Play      **LSFE(\*)** Last Stone First End      **X** Unplayed/unfinished end due to concession



TUE 14 JAN 2025  
Start Time 17:00

### Game Results

Sheet	Team	LSFE	1	2	3	4	5	6	7	8	Extra Ends	Total
C	CAN - Canada	*	2	2	1	0	3	0	1	X		9
	ITA - Italy		0	0	0	2	0	1	0	X		3

CAN - Canada		Shot Success Game
F	ZHENG Jessica	86 %
M	PIETRANGELO Victor	86 %
Team Total		86 %

ITA - Italy		Shot Success Game
F	ZARDINI LACEDELLI Giulia	66 %
M	DE ZANNA Francesco	63 %
Team Total		64 %

Time remaining: 4 minutes 15 seconds

Time-out: End 7 - CAN stone 2

Time remaining: 1 minute 47 seconds

Time-out: End 3 - ITA stone 4

Power Play: End 4

### Shot Success Analysis

CAN - Canada		↻	↺	Game
F ZHENG Jessica	Draws	1 0%	10 90%	11 82%
	Take-outs	3 100%	0 -	3 100%
	Total	4 75%	10 90%	14 86%
M PIETRANGELO Victor	Draws	3 100%	9 92%	12 94%
	Take-outs	3 92%	6 67%	9 75%
	Total	6 96%	15 82%	21 86%
Team	Draws	4 75%	19 91%	23 88%
	Take-outs	6 96%	6 67%	12 81%
	Total	10 88%	25 85%	35 86%

ITA - Italy		↻	↺	Game
F ZARDINI LACEDELLI Giulia	Draws	1 25%	8 84%	9 78%
	Take-outs	4 44%	1 50%	5 45%
	Total	5 40%	9 81%	14 66%
M DE ZANNA Francesco	Draws	5 10%	10 83%	15 58%
	Take-outs	3 83%	3 67%	6 75%
	Total	8 38%	13 79%	21 63%
Team	Draws	6 13%	18 83%	24 66%
	Take-outs	7 61%	4 63%	11 61%
	Total	13 38%	22 80%	35 64%

#### NOTE

Team members are identified as follows:

F = Female, M = Male

#### LEGEND

Power Play

↻ Clockwise

↺ Counter-clockwise

LSFE(\*) Last Stone First End

X Unplayed/unfinished end due to concession

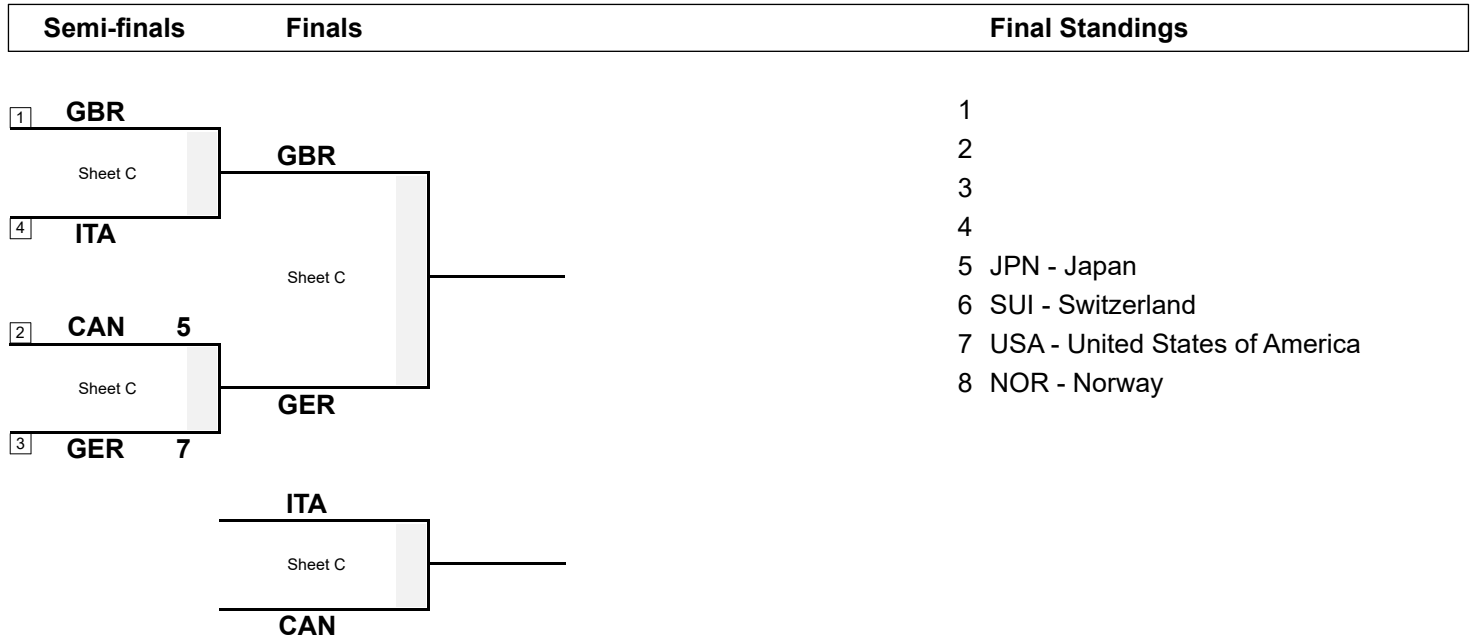


TUE 14 JAN 2025  
Start Time 9:00

### Session Results and Standings

Sheet	Team	LSFE	1	2	3	4	5	6	7	8	Extra Ends	Total
C	CAN - Canada	*	2	1	0	0	1	0	0	1		5
	GER - Germany		0	0	2	1	0	1	3	0		7

### Play-offs Bracket



**LEGEND**

Power Play      **LSFE(\*)** Last Stone First End



TUE 14 JAN 2025  
Start Time 9:00

### Game Results

Sheet	Team	LSFE	1	2	3	4	5	6	7	8	Extra Ends	Total
C	CAN - Canada	*	2	1	0	0	1	0	0	1		5
	GER - Germany		0	0	2	1	0	1	3	0		7

CAN - Canada		Shot Success Game
F	ZHENG Jessica	62%
M	PIETRANGELO Victor	78%
Team Total		72%

GER - Germany		Shot Success Game
F	SUTOR Kim	63%
M	HARSCH Klaudius	88%
Team Total		78%

Time remaining: 1 minute 18 seconds

Power Play: End 8

Time remaining: 0 minutes 52 seconds

Time-out: End 8 - GER stone 5

### Shot Success Analysis

CAN - Canada		↻	↺	Game
F ZHENG Jessica	Draws	3 92%	5 70%	8 78%
	Take-outs	1 0%	6 50%	7 43%
	Total	4 69%	11 59%	15 62%
M PIETRANGELO Victor	Draws	7 46%	10 85%	17 69%
	Take-outs	1 100%	6 100%	7 100%
	Total	8 53%	16 91%	24 78%
Team	Draws	10 60%	15 80%	25 72%
	Take-outs	2 50%	12 75%	14 71%
	Total	12 58%	27 78%	39 72%

GER - Germany		↻	↺	Game
F SUTOR Kim	Draws	4 50%	11 64%	15 60%
	Take-outs	1 100%	0 -	1 100%
	Total	5 60%	11 64%	16 63%
M HARSCH Klaudius	Draws	7 75%	12 90%	19 84%
	Take-outs	1 100%	4 100%	5 100%
	Total	8 78%	16 92%	24 88%
Team	Draws	11 66%	23 77%	34 74%
	Take-outs	2 100%	4 100%	6 100%
	Total	13 71%	27 81%	40 78%

#### NOTE

Team members are identified as follows:

**F** = Female, **M** = Male

#### LEGEND

Power Play

↻ Clockwise

↺ Counter-clockwise

**LSFE(\*)** Last Stone First End



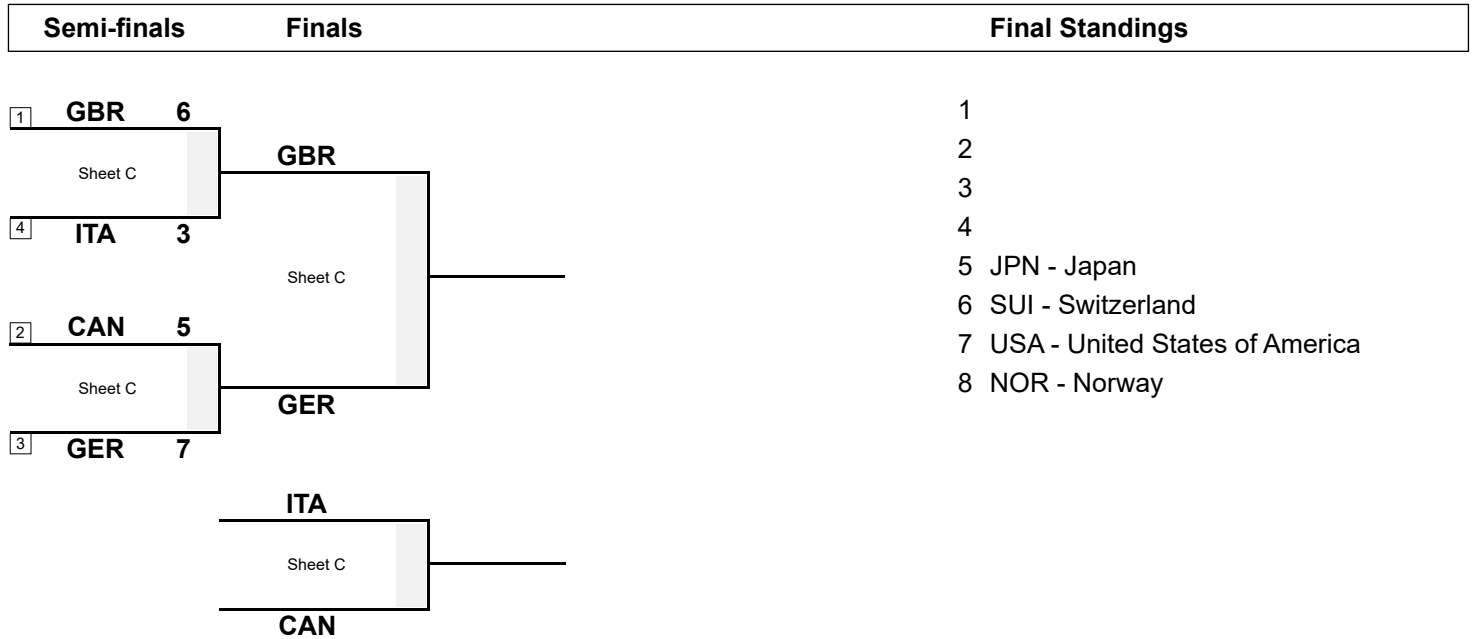


TUE 14 JAN 2025  
Start Time 13:00

### Session Results and Standings

Sheet	Team	LSFE	1	2	3	4	5	6	7	8	Extra Ends	Total
C	GBR - United Kingdom	*	1	0	1	1	0	0	3	X		6
	ITA - Italy		0	1	0	0	1	1	0	X		3

### Play-offs Bracket



**LEGEND**

Power Play      **LSFE(\*)** Last Stone First End      **X** Unplayed/unfinished end due to concession



TUE 14 JAN 2025  
Start Time 13:00

### Game Results

Sheet	Team	LSFE	1	2	3	4	5	6	7	8	Extra Ends	Total
C	GBR - United Kingdom	*	1	0	1	1	0	0	3	X		6
	ITA - Italy		0	1	0	0	1	1	0	X		3

GBR - United Kingdom		Shot Success Game
F	MUNRO Robyn	72%
M	CARSON Orrin	76%
Team Total		74%

ITA - Italy		Shot Success Game
F	ZARDINI LACEDELLI Giulia	68%
M	DE ZANNA Francesco	75%
Team Total		72%

Time remaining: 3 minutes 30 seconds

Power Play: End 7

Time remaining: 0 minutes 44 seconds

Time-out: End 6 - ITA stone 5

Power Play: End 8

### Shot Success Analysis

GBR - United Kingdom		↻	↺	Game
F	MUNRO Robyn	Draws	4 63%	9 78% 13 73%
		Take-outs	1 0%	2 100% 3 67%
		Total	5 50%	11 82% 16 72%
M	CARSON Orrin	Draws	5 60%	9 89% 14 79%
		Take-outs	3 75%	7 71% 10 73%
		Total	8 66%	16 81% 24 76%
Team		Draws	9 61%	18 83% 27 76%
		Take-outs	4 56%	9 78% 13 71%
Total		13 60%	27 81%	40 74%

ITA - Italy		↻	↺	Game
F	ZARDINI LACEDELLI Giulia	Draws	4 69%	9 78% 13 75%
		Take-outs	1 50%	1 0% 2 25%
		Total	5 65%	10 70% 15 68%
M	DE ZANNA Francesco	Draws	1 75%	16 75% 17 75%
		Take-outs	2 100%	5 65% 7 75%
		Total	3 92%	21 73% 24 75%
Team		Draws	5 70%	25 76% 30 75%
		Take-outs	3 83%	6 54% 9 64%
Total		8 75%	31 72%	39 72%

#### NOTE

Team members are identified as follows:

F = Female, M = Male

#### LEGEND

Power Play

↻ Clockwise

↺ Counter-clockwise

LSFE(\*) Last Stone First End

X Unplayed/unfinished end due to concession



### Competition Matrix

Team	CAN	GBR	GER	ITA	JPN	NOR	SUI	USA
<b>CAN</b>		6 - 7	9 - 4	10 - 4	7 - 3	9 - 4	9 - 4	7 - 6
<b>GBR</b>	7 - 6		4 - 10	9 - 3	9 - 6	7 - 5	8 - 5	7 - 6
<b>GER</b>	4 - 9	10 - 4		6 - 5	7 - 4	4 - 6	10 - 5	8 - 3
<b>ITA</b>	4 - 10	3 - 9	5 - 6		8 - 4	8 - 4	8 - 5	9 - 6
<b>JPN</b>	3 - 7	6 - 9	4 - 7	4 - 8		8 - 5	9 - 7	7 - 3
<b>NOR</b>	4 - 9	5 - 7	6 - 4	4 - 8	5 - 8		5 - 8	5 - 10
<b>SUI</b>	4 - 9	5 - 8	5 - 10	5 - 8	7 - 9	8 - 5		9 - 8
<b>USA</b>	6 - 7	6 - 7	3 - 8	6 - 9	3 - 7	10 - 5	8 - 9	

### Standings after Round Robin

Rank	Team	Games	Wins	Losses		
1	GBR - United Kingdom	7	6	1	Q	w1
2	CAN - Canada	7	6	1	Q	w0
3	GER - Germany	7	5	2	Q	
4	ITA - Italy	7	4	3	Q	
5	JPN - Japan	7	3	4		
6	SUI - Switzerland	7	2	5		
7	USA - United States of America	7	1	6		w1
8	NOR - Norway	7	1	6		w0

#### LEGEND

**Q** Qualified for the play-offs      **wn** Number of wins (n) against tied teams





MON 13 JAN 2025  
Start Time 14:00

### Session Results and Standings

Sheet	Team	LSD/LSFE	1	2	3	4	5	6	7	8	Extra Ends	Total
B	GBR - United Kingdom	89.1cm	0	1	1	0	2	0	2	1		7
	NOR - Norway	63.9cm *	1	0	0	2	0	2	0	0		5
C	CAN - Canada	75.8cm	2	3	0	0	2	0	2	X		9
	GER - Germany	31.3cm *	0	0	2	1	0	1	0	X		4
D	JPN - Japan	76.5cm *	1	1	0	0	3	0	1	1		7
	USA - United States of America	191.3cm	0	0	1	1	0	1	0	0		3
E	ITA - Italy	125.2cm *	1	2	1	0	3	0	1	X		8
	SUI - Switzerland	127.8cm	0	0	0	3	0	2	0	X		5

### Standings after Round Robin

Rank	Team	Games	Wins	Losses		
1	GBR - United Kingdom	7	6	1	Q	w1
2	CAN - Canada	7	6	1	Q	w0
3	GER - Germany	7	5	2	Q	
4	ITA - Italy	7	4	3	Q	
5	JPN - Japan	7	3	4		
6	SUI - Switzerland	7	2	5		
7	USA - United States of America	7	1	6		w1
8	NOR - Norway	7	1	6		w0

#### LEGEND

<input type="checkbox"/>	Power Play	<b>LSD</b>	Last Stone Draw	<b>LSFE(*)</b>	Last Stone First End
<b>Q</b>	Qualified for the play-offs	<b>wn</b>	Number of wins (n) against tied teams	<b>X</b>	Unplayed/unfinished end due to concession



MON 13 JAN 2025

Start Time 14:00

### Game Results

Sheet	Team	LSFE	1	2	3	4	5	6	7	8	Extra Ends	Total
B	GBR - United Kingdom		0	1	1	0	2	0	2	1		7
	NOR - Norway	*	1	0	0	2	0	2	0	0		5

GBR - United Kingdom	
F	MUNRO Robyn
M	CARSON Orrin

NOR - Norway	
F	KJAERLAND Eilin
M	ERIKSEN Eskil

Last Stone Draw		Distance
↻	MUNRO Robyn	59.7cm
↺	CARSON Orrin	29.4cm
<b>Total</b>		<b>89.1cm</b>

Last Stone Draw		Distance
↻	KJAERLAND Eilin	3.1cm
↺	ERIKSEN Eskil	60.8cm
<b>Total</b>		<b>63.9cm</b>

Time remaining: 2 minutes 37 seconds

Power Play: End 7

Time remaining: 1 minute 8 seconds

Time-out: End 8

Power Play: End 6

**NOTE**  
Team members are identified as follows:  
F = Female, M = Male

**LEGEND**  
 Power Play      ↻ Clockwise      ↺ Counter-clockwise  
**LSFE(\*)** Last Stone First End



MON 13 JAN 2025

Start Time 14:00

### Game Results

Sheet	Team	LSFE	1	2	3	4	5	6	7	8	Extra Ends	Total
C	CAN - Canada		2	3	0	0	2	0	2	X		9
	GER - Germany	*	0	0	2	1	0	1	0	X		4

CAN - Canada	
F	ZHENG Jessica
M	PIETRANGELO Victor

GER - Germany	
F	SUTOR Kim
M	HARSCH Klaudius

Last Stone Draw		Distance
↻	PIETRANGELO Victor	62.7cm
↺	ZHENG Jessica	13.1cm
<b>Total</b>		<b>75.8cm</b>

Last Stone Draw		Distance
↻	SUTOR Kim	18.7cm
↺	HARSCH Klaudius	12.6cm
<b>Total</b>		<b>31.3cm</b>

Time remaining: 4 minutes 1 second

Time-out: End 7

Time remaining: 2 minutes 35 seconds

Power Play: End 6

**NOTE**  
Team members are identified as follows:  
**F** = Female, **M** = Male

**LEGEND**  
 Power Play      ↻ Clockwise      ↺ Counter-clockwise  
**LSFE(\*)** Last Stone First End      **X** Unplayed/unfinished end due to concession



MON 13 JAN 2025

Start Time 14:00

### Game Results

Sheet	Team	LSFE	1	2	3	4	5	6	7	8	Extra Ends	Total
D	JPN - Japan	*	1	1	0	0	3	0	1	1		7
	USA - United States of America		0	0	1	1	0	1	0	0		3

JPN - Japan	
F	OZEKI Yui
M	KUDO Taiki

USA - United States of America	
F	OLSON Sara
M	THURSTON Coleman

Last Stone Draw		Distance
↻	OZEKI Yui	35.8cm
↺	KUDO Taiki	40.7cm
<b>Total</b>		<b>76.5cm</b>

Last Stone Draw		Distance
↻	THURSTON Coleman	115.5cm
↺	OLSON Sara	75.8cm
<b>Total</b>		<b>191.3cm</b>

Time remaining: 0 minutes 48 seconds

Time-out: End 7

Power Play: End 7

Time remaining: 0 minutes 36 seconds

Time-out: End 8

Power Play: End 6

**NOTE**

Team members are identified as follows:

**F** = Female, **M** = Male

**LEGEND**

Power Play

↻ Clockwise

↺ Counter-clockwise

**LSFE(\*)** Last Stone First End





MON 13 JAN 2025

Start Time 14:00

### Game Results

Sheet	Team	LSFE	1	2	3	4	5	6	7	8	Extra Ends	Total
E	ITA - Italy	*	1	2	1	0	3	0	1	X		8
	SUI - Switzerland		0	0	0	3	0	2	0	X		5

ITA - Italy	
F	ZARDINI LACEDELLI Giulia
M	DE ZANNA Francesco

SUI - Switzerland	
F	BAERTSCHIGER Nadine
M	FAGUE Matthieu

Last Stone Draw		Distance
↻	DE ZANNA Francesco	85.2cm
↺	ZARDINI LACEDELLI Giulia	40.0cm
<b>Total</b>		<b>125.2cm</b>

Last Stone Draw		Distance
↻	BAERTSCHIGER Nadine	42.0cm
↺	FAGUE Matthieu	85.8cm
<b>Total</b>		<b>127.8cm</b>

Time remaining: 1 minute 31 seconds

Power Play: End 7

Time remaining: 2 minutes 16 seconds

Power Play: End 6

**NOTE**  
Team members are identified as follows:  
**F** = Female, **M** = Male

**LEGEND**  
 Power Play      ↻ Clockwise      ↺ Counter-clockwise  
**LSFE(\*)** Last Stone First End      **X** Unplayed/unfinished end due to concession

CURXTEAM2-----PREL000705--\_73 1.0

Report Created MON 13 JAN 2025 15:34

Page 1/1

Data processing and timing by Microplus – www.microplustiming.com

Comitato Organizzatore



Evento organizzato con il supporto di



Con il patrocinio di



Main Sponsor



Official Sponsor



FISU Partner



Official Provider of Timing and Scoring



Media Partner



Assicurazioni





MON 13 JAN 2025

Start Time 10:00

### Game Results

Sheet	Team	LSFE	1	2	3	4	5	6	7	8	Extra Ends	Total
B	GER - Germany	*	3	0	1	2	1	0	3	X		10
	SUI - Switzerland		0	4	0	0	0	1	0	X		5

GER - Germany	
F	SUTOR Kim
M	HARSCH Klaudius

SUI - Switzerland	
F	BAERTSCHIGER Nadine
M	FAGUE Matthieu

Last Stone Draw		Distance
↻	HARSCH Klaudius	31.8cm
↺	SUTOR Kim	11.1cm
<b>Total</b>		<b>42.9cm</b>

Last Stone Draw		Distance
↻	FAGUE Matthieu	85.1cm
↺	BAERTSCHIGER Nadine	23.9cm
<b>Total</b>		<b>109.0cm</b>

Time remaining: 6 minutes 20 seconds

Time-out: End 7

Power Play: End 7

Time remaining: 5 minutes 19 seconds

Power Play: End 6

#### NOTE

Team members are identified as follows:

**F** = Female, **M** = Male

#### LEGEND

Power Play

↻ Clockwise

↺ Counter-clockwise

LSFE(\*) Last Stone First End

X Unplayed/unfinished end due to concession



MON 13 JAN 2025

Start Time 10:00

### Game Results

Sheet	Team	LSFE	1	2	3	4	5	6	7	8	Extra Ends	Total
C	GBR - United Kingdom	*	2	0	0	1	3	2	1	X		9
	JPN - Japan		0	5	1	0	0	0	0	X		6

GBR - United Kingdom	
F	MUNRO Robyn
M	CARSON Orrin

JPN - Japan	
F	OZEKI Yui
M	KUDO Taiki

Last Stone Draw		Distance
↻	MUNRO Robyn	113.8cm
↺	CARSON Orrin	16.5cm
<b>Total</b>		<b>130.3cm</b>

Last Stone Draw		Distance
↻	KUDO Taiki	73.0cm
↺	OZEKI Yui	75.2cm
<b>Total</b>		<b>148.2cm</b>

Time remaining: 1 minute 24 seconds

Time remaining: 0 minutes 34 seconds

Time-out: End 7

Power Play: End 6

**NOTE**

Team members are identified as follows:

F = Female, M = Male

**LEGEND**

Power Play

↻ Clockwise

↺ Counter-clockwise

LSFE(\*) Last Stone First End

X Unplayed/unfinished end due to concession



MON 13 JAN 2025

Start Time 10:00

### Game Results

Sheet	Team	LSFE	1	2	3	4	5	6	7	8	Extra Ends	Total
D	ITA - Italy	*	3	0	0	0	1	0	X	X		4
	CAN - Canada		0	2	2	1	0	5	X	X		10

ITA - Italy	
F	ZARDINI LACEDELLI Giulia
M	DE ZANNA Francesco

CAN - Canada	
F	ZHENG Jessica
M	PIETRANGELO Victor

Last Stone Draw		Distance
↻	ZARDINI LACEDELLI Giulia	56.9cm
↺	DE ZANNA Francesco	25.1cm
<b>Total</b>		<b>82.0cm</b>

Last Stone Draw		Distance
↻	ZHENG Jessica	14.2cm
↺	PIETRANGELO Victor	106.5cm
<b>Total</b>		<b>120.7cm</b>

Time remaining: 4 minutes 29 seconds

Time-out: End 4

Time remaining: 5 minutes 54 seconds

Power Play: End 6

**NOTE**  
Team members are identified as follows:  
F = Female, M = Male

**LEGEND**  
 Power Play      ↻ Clockwise      ↺ Counter-clockwise  
 LSFE(\*) Last Stone First End      X Unplayed/unfinished end due to concession



MON 13 JAN 2025

Start Time 10:00

### Game Results

Sheet	Team	LSFE	1	2	3	4	5	6	7	8	Extra Ends	Total
E	USA - United States of America	*	2	1	0	6	1	0	0	X		10
	NOR - Norway		0	0	2	0	0	2	1	X		5

USA - United States of America	
F	OLSON Sara
M	THURSTON Coleman

NOR - Norway	
F	KJAERLAND Eilin
M	ERIKSEN Eskil

Last Stone Draw		Distance
↻	OLSON Sara	15.4cm
↺	THURSTON Coleman	35.8cm
<b>Total</b>		<b>51.2cm</b>

Last Stone Draw		Distance
↻	KJAERLAND Eilin	101.7cm
↺	ERIKSEN Eskil	157.0cm
<b>Total</b>		<b>258.7cm</b>

Time remaining: 4 minutes 17 seconds

Power Play: End 7

Time remaining: 3 minutes 21 seconds

Power Play: End 5

**NOTE**  
Team members are identified as follows:  
F = Female, M = Male

**LEGEND**  
 Power Play      ↻ Clockwise      ↺ Counter-clockwise  
**LSFE(\*)** Last Stone First End      X Unplayed/unfinished end due to concession





SUN 12 JAN 2025

Start Time 18:00

### Game Results

Sheet	Team	LSFE	1	2	3	4	5	6	7	8	Extra Ends	Total
B	ITA - Italy	*	1	0	0	0	0	2	0	X		3
	GBR - United Kingdom		0	2	1	1	1	0	4	X		9

ITA - Italy	
F	ZARDINI LACEDELLI Giulia
M	DE ZANNA Francesco

GBR - United Kingdom	
F	MUNRO Robyn
M	CARSON Orrin

Last Stone Draw		Distance
↻	DE ZANNA Francesco	0.9cm
↺	ZARDINI LACEDELLI Giulia	14.2cm
<b>Total</b>		<b>15.1cm</b>

Last Stone Draw		Distance
↻	CARSON Orrin	63.1cm
↺	MUNRO Robyn	86.4cm
<b>Total</b>		<b>149.5cm</b>

Time remaining: 2 minutes 18 seconds

Time-out: End 7

Power Play: End 6

Time remaining: 4 minutes 1 second

Power Play: End 7

**NOTE**

Team members are identified as follows:

**F** = Female, **M** = Male

**LEGEND**

Power Play

↻ Clockwise

↺ Counter-clockwise

**LSFE(\*)** Last Stone First End

**X** Unplayed/unfinished end due to concession





SUN 12 JAN 2025

Start Time 18:00

### Game Results

Sheet	Team	LSFE	1	2	3	4	5	6	7	8	Extra Ends	Total
C	NOR - Norway		0	1	2	0	0	2	0	0		5
	SUI - Switzerland	*	1	0	0	2	1	0	3	1		8

NOR - Norway	
F	KJAERLAND Eilin
M	ERIKSEN Eskil

SUI - Switzerland	
F	BAERTSCHIGER Nadine
M	FAGUE Matthieu

Last Stone Draw		Distance
↻	ERIKSEN Eskil	76.0cm
↺	KJAERLAND Eilin	20.7cm
<b>Total</b>		<b>96.7cm</b>

Last Stone Draw		Distance
↻	BAERTSCHIGER Nadine	8.9cm
↺	FAGUE Matthieu	15.0cm
<b>Total</b>		<b>23.9cm</b>

Time remaining: 0 minutes 27 seconds

Time-out: End 8

Power Play: End 6

Time remaining: 1 minute 5 seconds

Time-out: End 8

Power Play: End 7

**NOTE**  
Team members are identified as follows:  
**F** = Female, **M** = Male

**LEGEND**  
 Power Play      ↻ Clockwise      ↺ Counter-clockwise  
**LSFE(\*)** Last Stone First End





SUN 12 JAN 2025

Start Time 18:00

### Game Results

Sheet	Team	LSFE	1	2	3	4	5	6	7	8	Extra Ends	Total
E	CAN - Canada	*	2	0	1	0	1	2	1	X		7
	JPN - Japan		0	1	0	2	0	0	0	X		3

CAN - Canada	
F	ZHENG Jessica
M	PIETRANGELO Victor

JPN - Japan	
F	OZEKI Yui
M	KUDO Taiki

Last Stone Draw		Distance
↻	PIETRANGELO Victor	93.6cm
↺	ZHENG Jessica	24.0cm
<b>Total</b>		<b>117.6cm</b>

Last Stone Draw		Distance
↻	OZEKI Yui	184.9cm
↺	KUDO Taiki	22.7cm
<b>Total</b>		<b>207.6cm</b>

Time remaining: 5 minutes 4 seconds

Time-out: End 6

Time remaining: 2 minutes 22 seconds

Time-out: End 8

Power Play: End 7

#### NOTE

Team members are identified as follows:

F = Female, M = Male

#### LEGEND

Power Play

↻ Clockwise

↺ Counter-clockwise

LSFE(\*) Last Stone First End

X Unplayed/unfinished end due to concession



SUN 12 JAN 2025  
Start Time 14:00

### Session Results and Standings

Sheet	Team	LSD/LSFE	1	2	3	4	5	6	7	8	Extra Ends	Total
B	NOR - Norway	40.7cm *	0	2	0	0	0	1	1	2		6
	GER - Germany	299.9cm	1	0	1	1	1	0	0	0		4
C	JPN - Japan	136.9cm *	1	0	1	0	0	2	0	0		4
	ITA - Italy	194.6cm	0	3	0	1	1	0	1	2		8
D	CAN - Canada	178.5cm	2	0	0	1	0	2	0	1		6
	GBR - United Kingdom	58.3cm *	0	2	1	0	1	0	3	0		7
E	SUI - Switzerland	250.8cm	0	0	6	0	1	1	0	1		9
	USA - United States of America	247.0cm *	4	2	0	1	0	0	1	0		8

### Current Standings

Rank	Team	Games	Wins	Losses
1	CAN - Canada	4	3	1
1	GBR - United Kingdom	4	3	1
1	GER - Germany	4	3	1
1	ITA - Italy	4	3	1
5	JPN - Japan	4	2	2
6	NOR - Norway	4	1	3
6	SUI - Switzerland	4	1	3
8	USA - United States of America	4	0	4

**NOTE**

Under World Curling rules, tie-breaking rules for standings are not applied until after the last game of the round robin.

**LEGEND**

Power Play

**LSD** Last Stone Draw

**LSFE(\*)** Last Stone First End



SUN 12 JAN 2025

Start Time 14:00

### Game Results

Sheet	Team	LSFE	1	2	3	4	5	6	7	8	Extra Ends	Total
B	NOR - Norway	*	0	2	0	0	0	1	1	2		6
	GER - Germany		1	0	1	1	1	0	0	0		4

NOR - Norway	
F	KJAERLAND Eilin
M	ERIKSEN Eskil

GER - Germany	
F	SUTOR Kim
M	HARSCH Klaudius

Last Stone Draw		Distance
↻	ERIKSEN Eskil	23.8cm
↺	KJAERLAND Eilin	16.9cm
<b>Total</b>		<b>40.7cm</b>

Last Stone Draw		Distance
↻	HARSCH Klaudius	100.3cm
↺	SUTOR Kim	199.6cm
<b>Total</b>		<b>299.9cm</b>

Time remaining: 1 minute 2 seconds

Power Play: End 6

Time remaining: 0 minutes 26 seconds

Time-out: End 8

Power Play: End 7

#### NOTE

Team members are identified as follows:

F = Female, M = Male

#### LEGEND

Power Play

↻ Clockwise

↺ Counter-clockwise

LSFE(\*) Last Stone First End



SUN 12 JAN 2025

Start Time 14:00

### Game Results

Sheet	Team	LSFE	1	2	3	4	5	6	7	8	Extra Ends	Total
C	JPN - Japan	*	1	0	1	0	0	2	0	0		4
	ITA - Italy		0	3	0	1	1	0	1	2		8

JPN - Japan	
F	OZEKI Yui
M	KUDO Taiki

ITA - Italy	
F	ZARDINI LACEDELLI Giulia
M	DE ZANNA Francesco

Last Stone Draw		Distance
↻	KUDO Taiki	59.3cm
↺	OZEKI Yui	77.6cm
<b>Total</b>		<b>136.9cm</b>

Last Stone Draw		Distance
↻	ZARDINI LACEDELLI Giulia	50.4cm
↺	DE ZANNA Francesco	144.2cm
<b>Total</b>		<b>194.6cm</b>

Time remaining: 0 minutes 23 seconds

Time-out: End 8

Power Play: End 6

Time remaining: 0 minutes 14 seconds

Time-out: End 6

Power Play: End 7

#### NOTE

Team members are identified as follows:

F = Female, M = Male

#### LEGEND

Power Play

↻ Clockwise

↺ Counter-clockwise

LSFE(\*) Last Stone First End



SUN 12 JAN 2025

Start Time 14:00

### Game Results

Sheet	Team	LSFE	1	2	3	4	5	6	7	8	Extra Ends	Total
D	CAN - Canada		2	0	0	1	0	2	0	1		6
	GBR - United Kingdom	*	0	2	1	0	1	0	3	0		7

CAN - Canada	
F	ZHENG Jessica
M	PIETRANGELO Victor

GBR - United Kingdom	
F	MUNRO Robyn
M	CARSON Orrin

Last Stone Draw		Distance
↻	ZHENG Jessica	5.6cm
↺	PIETRANGELO Victor	172.9cm
<b>Total</b>		<b>178.5cm</b>

Last Stone Draw		Distance
↻	CARSON Orrin	28.0cm
↺	MUNRO Robyn	30.3cm
<b>Total</b>		<b>58.3cm</b>

Time remaining: 0 minutes 11 seconds

Time-out: End 7

Power Play: End 6

Time remaining: 0 minutes 45 seconds

Time-out: End 7

Power Play: End 7

**NOTE**  
Team members are identified as follows:  
**F** = Female, **M** = Male

**LEGEND**  
 Power Play      ↻ Clockwise      ↺ Counter-clockwise  
**LSFE(\*)** Last Stone First End



SUN 12 JAN 2025  
Start Time 14:00

### Game Results

Sheet	Team	LSFE	1	2	3	4	5	6	7	8	Extra Ends	Total
E	SUI - Switzerland		0	0	6	0	1	1	0	1		9
	USA - United States of America	*	4	2	0	1	0	0	1	0		8

SUI - Switzerland	
F	BAERTSCHIGER Nadine
M	FAGUE Matthieu

USA - United States of America	
F	OLSON Sara
M	THURSTON Coleman

Last Stone Draw		Distance
↻	FAGUE Matthieu	199.6cm
↺	BAERTSCHIGER Nadine	51.2cm
<b>Total</b>		<b>250.8cm</b>

Last Stone Draw		Distance
↻	THURSTON Coleman	47.4cm
↺	OLSON Sara	199.6cm
<b>Total</b>		<b>247.0cm</b>

Time remaining: 1 minute 43 seconds

Time-out: End 8

Power Play: End 8

Time remaining: 2 minutes 21 seconds

Time-out: End 8

Power Play: End 7

**NOTE**  
Team members are identified as follows:  
F = Female, M = Male

**LEGEND**  
 Power Play      ↻ Clockwise      ↺ Counter-clockwise  
**LSFE(\*)** Last Stone First End





SUN 12 JAN 2025  
Start Time 10:00

### Session Results and Standings

Sheet	Team	LSD/LSFE	1	2	3	4	5	6	7	8	Extra Ends	Total
B	USA - United States of America	241.7cm	0	0	2	2	0	0	2	X		6
	ITA - Italy	70.1cm *	4	2	0	0	2	1	0	X		9
C	SUI - Switzerland	75.8cm *	1	0	1	0	2	0	0	X		4
	CAN - Canada	86.9cm	0	3	0	4	0	1	1	X		9
D	NOR - Norway	152.7cm *	2	1	1	0	0	0	1	X		5
	JPN - Japan	249.4cm	0	0	0	2	2	4	0	X		8
E	GER - Germany	51.2cm *	1	2	2	0	1	0	4	X		10
	GBR - United Kingdom	55.4cm	0	0	0	3	0	1	0	X		4

### Current Standings

Rank	Team	Games	Wins	Losses
1	CAN - Canada	3	3	0
1	GER - Germany	3	3	0
3	GBR - United Kingdom	3	2	1
3	ITA - Italy	3	2	1
3	JPN - Japan	3	2	1
6	NOR - Norway	3	0	3
6	SUI - Switzerland	3	0	3
6	USA - United States of America	3	0	3

#### NOTE

Under World Curling rules, tie-breaking rules for standings are not applied until after the last game of the round robin.

#### LEGEND

Power Play      **LSD** Last Stone Draw      **LSFE(\*)** Last Stone First End  
**X** Unplayed/unfinished end due to concession



SUN 12 JAN 2025  
Start Time 10:00

**Game Results**

Sheet	Team	LSFE	1	2	3	4	5	6	7	8	Extra Ends	Total
B	USA - United States of America		0	0	2	2	0	0	2	X		6
	ITA - Italy	*	4	2	0	0	2	1	0	X		9

USA - United States of America	
F	OLSON Sara
M	THURSTON Coleman

ITA - Italy	
F	ZARDINI LACEDELLI Giulia
M	DE ZANNA Francesco

**Last Stone Draw**

	Distance
↻ OLSON Sara	42.1cm
↻ THURSTON Coleman	199.6cm
<b>Total</b>	<b>241.7cm</b>

**Last Stone Draw**

	Distance
↻ DE ZANNA Francesco	14.3cm
↻ ZARDINI LACEDELLI Giulia	55.8cm
<b>Total</b>	<b>70.1cm</b>

Time remaining: 0 minutes 28 seconds  
Time-out: End 8  
Power Play: End 6

Time remaining: 0 minutes 47 seconds  
Time-out: End 7  
Power Play: End 8

**NOTE**  
Team members are identified as follows:  
F = Female, M = Male

**LEGEND**  
 Power Play      ↻ Clockwise      ↺ Counter-clockwise  
 LSFE(\*) Last Stone First End      X Unplayed/unfinished end due to concession



SUN 12 JAN 2025

Start Time 10:00

### Game Results

Sheet	Team	LSFE	1	2	3	4	5	6	7	8	Extra Ends	Total
C	SUI - Switzerland	*	1	0	1	0	2	0	0	X		4
	CAN - Canada		0	3	0	4	0	1	1	X		9

SUI - Switzerland	
F	BAERTSCHIGER Nadine
M	FAGUE Matthieu

CAN - Canada	
F	ZHENG Jessica
M	PIETRANGELO Victor

Last Stone Draw		Distance
↻	BAERTSCHIGER Nadine	68.2cm
↺	FAGUE Matthieu	7.6cm
<b>Total</b>		<b>75.8cm</b>

Last Stone Draw		Distance
↻	ZHENG Jessica	59.2cm
↺	PIETRANGELO Victor	27.7cm
<b>Total</b>		<b>86.9cm</b>

Time remaining: 3 minutes 52 seconds

Time remaining: 4 minutes 8 seconds

Power Play: End 5

**NOTE**  
Team members are identified as follows:  
**F** = Female, **M** = Male

**LEGEND**  
 Power Play      ↻ Clockwise      ↺ Counter-clockwise  
**LSFE(\*)** Last Stone First End      **X** Unplayed/unfinished end due to concession



SUN 12 JAN 2025

Start Time 10:00

### Game Results

Sheet	Team	LSFE	1	2	3	4	5	6	7	8	Extra Ends	Total
D	NOR - Norway	*	2	1	1	0	0	0	1	X		5
	JPN - Japan		0	0	0	2	2	4	0	X		8

NOR - Norway	
F	KJAERLAND Eilin
M	ERIKSEN Eskil

JPN - Japan	
F	OZEKI Yui
M	KUDO Taiki

Last Stone Draw		Distance
↻	ERIKSEN Eskil	67.1cm
↺	KJAERLAND Eilin	85.6cm
<b>Total</b>		<b>152.7cm</b>

Last Stone Draw		Distance
↻	OZEKI Yui	129.6cm
↺	KUDO Taiki	119.8cm
<b>Total</b>		<b>249.4cm</b>

Time remaining: 0 minutes 6 seconds

Time-out: End 8

Power Play: End 6

Time remaining: 1 minute 4 seconds

Time-out: End 6

Power Play: End 4

#### NOTE

Team members are identified as follows:

**F** = Female, **M** = Male

#### LEGEND

Power Play

↻ Clockwise

↺ Counter-clockwise

**LSFE(\*)** Last Stone First End

**X** Unplayed/unfinished end due to concession



SUN 12 JAN 2025

Start Time 10:00

### Game Results

Sheet	Team	LSFE	1	2	3	4	5	6	7	8	Extra Ends	Total
E	GER - Germany	*	1	2	2	0	1	0	4	X		10
	GBR - United Kingdom		0	0	0	3	0	1	0	X		4

GER - Germany	
F	SUTOR Kim
M	HARSCH Klaudius

GBR - United Kingdom	
F	MUNRO Robyn
M	CARSON Orrin

Last Stone Draw		Distance
↻	SUTOR Kim	11.4cm
↺	HARSCH Klaudius	39.8cm
<b>Total</b>		<b>51.2cm</b>

Last Stone Draw		Distance
↻	CARSON Orrin	38.6cm
↺	MUNRO Robyn	16.8cm
<b>Total</b>		<b>55.4cm</b>

Time remaining: 3 minutes 7 seconds

Time remaining: 4 minutes 15 seconds

Power Play: End 7

**NOTE**  
Team members are identified as follows:  
F = Female, M = Male

**LEGEND**  
 Power Play      ↻ Clockwise      ↺ Counter-clockwise  
 LSFE(\*) Last Stone First End      X Unplayed/unfinished end due to concession





SAT 11 JAN 2025  
Start Time 19:00

**Game Results**

Sheet	Team	LSFE	1	2	3	4	5	6	7	8	Extra Ends	Total
B	CAN - Canada	*	1	0	2	2	0	0	0	2		7
	USA - United States of America		0	3	0	0	1	1	1	0		6

CAN - Canada	
F	ZHENG Jessica
M	PIETRANGELO Victor

USA - United States of America	
F	OLSON Sara
M	THURSTON Coleman

**Last Stone Draw**

	Distance
↻ PIETRANGELO Victor	11.0cm
↻ ZHENG Jessica	6.0cm
<b>Total</b>	<b>17.0cm</b>

Time remaining: 2 minutes 51 seconds  
Power Play: End 6

**Last Stone Draw**

	Distance
↻ THURSTON Coleman	25.4cm
↻ OLSON Sara	199.6cm
<b>Total</b>	<b>225.0cm</b>

Time remaining: 2 minutes 14 seconds  
Time-out: End 8

**NOTE**  
Team members are identified as follows:  
F = Female, M = Male

**LEGEND**  
 Power Play      ↻ Clockwise      ↺ Counter-clockwise  
 LSFE(\*) Last Stone First End



SAT 11 JAN 2025

Start Time 19:00

### Game Results

Sheet	Team	LSFE	1	2	3	4	5	6	7	8	Extra Ends	Total
C	ITA - Italy	*	1	0	3	2	0	1	1	X		8
	NOR - Norway		0	3	0	0	1	0	0	X		4

ITA - Italy	
F	ZARDINI LACEDELLI Giulia
M	DE ZANNA Francesco

NOR - Norway	
F	KJAERLAND Eilin
M	ERIKSEN Eskil

Last Stone Draw		Distance
↻	ZARDINI LACEDELLI Giulia	61.4cm
↺	DE ZANNA Francesco	7.9cm
<b>Total</b>		<b>69.3cm</b>

Last Stone Draw		Distance
↻	KJAERLAND Eilin	68.7cm
↺	ERIKSEN Eskil	14.9cm
<b>Total</b>		<b>83.6cm</b>

Time remaining: 1 minute 44 seconds

Time remaining: 2 minutes 45 seconds

Time-out: End 8

Power Play: End 7

**NOTE**  
Team members are identified as follows:  
**F** = Female, **M** = Male

**LEGEND**  
 Power Play      ↻ Clockwise      ↺ Counter-clockwise  
**LSFE(\*)** Last Stone First End      **X** Unplayed/unfinished end due to concession







SAT 11 JAN 2025

Start Time 19:00

### Game Results

Sheet	Team	LSFE	1	2	3	4	5	6	7	8	Extra Ends	Total
E	JPN - Japan	*	1	1	0	2	0	0	0	0		4
	GER - Germany		0	0	2	0	1	1	2	1		7

JPN - Japan	
F	OZEKI Yui
M	KUDO Taiki

GER - Germany	
F	SUTOR Kim
M	HARSCH Klaudius

Last Stone Draw		Distance
↻	KUDO Taiki	25.6cm
↺	OZEKI Yui	13.6cm
<b>Total</b>		<b>39.2cm</b>

Last Stone Draw		Distance
↻	HARSCH Klaudius	37.1cm
↺	SUTOR Kim	92.1cm
<b>Total</b>		<b>129.2cm</b>

Time remaining: 0 minutes 51 seconds

Time-out: End 8

Power Play: End 7

Time remaining: 2 minutes 13 seconds

Time-out: End 7

#### NOTE

Team members are identified as follows:

F = Female, M = Male

#### LEGEND

Power Play

↻ Clockwise

↺ Counter-clockwise

LSFE(\*) Last Stone First End





SAT 11 JAN 2025  
Start Time 15:00

**Game Results**

Sheet	Team	LSFE	1	2	3	4	5	6	7	8	Extra Ends	Total
B	SUI - Switzerland	*	1	0	0	4	1	0	0	1		7
	JPN - Japan		0	1	3	0	0	3	2	0		9

SUI - Switzerland	
F	BAERTSCHIGER Nadine
M	FAGUE Matthieu

JPN - Japan	
F	OZEKI Yui
M	KUDO Taiki

**Last Stone Draw**

	Distance
↻ BAERTSCHIGER Nadine	112.7cm
↺ FAGUE Matthieu	80.1cm
<b>Total</b>	<b>192.8cm</b>

**Last Stone Draw**

	Distance
↻ OZEKI Yui	30.6cm
↺ KUDO Taiki	171.5cm
<b>Total</b>	<b>202.1cm</b>

Time remaining: 2 minutes 40 seconds  
Time-out: End 8  
Power Play: End 7

Time remaining: 0 minutes 50 seconds  
Time-out: End 8  
Power Play: End 6

**NOTE**  
Team members are identified as follows:  
F = Female, M = Male

**LEGEND**  
 Power Play      ↻ Clockwise      ↺ Counter-clockwise  
**LSFE(\*)** Last Stone First End



SAT 11 JAN 2025

Start Time 15:00

### Game Results

Sheet	Team	LSFE	1	2	3	4	5	6	7	8	Extra Ends	Total
C	USA - United States of America	*	1	0	1	0	1	0	3	0		6
	GBR - United Kingdom		0	3	0	1	0	1	0	2		7

USA - United States of America	
F	OLSON Sara
M	THURSTON Coleman

GBR - United Kingdom	
F	MUNRO Robyn
M	CARSON Orrin

Last Stone Draw		Distance
↻	OLSON Sara	7.4cm
↺	THURSTON Coleman	29.5cm
<b>Total</b>		<b>36.9cm</b>

Last Stone Draw		Distance
↻	MUNRO Robyn	108.1cm
↺	CARSON Orrin	34.2cm
<b>Total</b>		<b>142.3cm</b>

Time remaining: 5 minutes 44 seconds

Power Play: End 7

Time remaining: 4 minutes 47 seconds

Time-out: End 8

Power Play: End 8

**NOTE**  
Team members are identified as follows:  
F = Female, M = Male

**LEGEND**  
 Power Play      ↻ Clockwise      ↺ Counter-clockwise  
**LSFE(\*)** Last Stone First End



SAT 11 JAN 2025

Start Time 15:00

### Game Results

Sheet	Team	LSFE	1	2	3	4	5	6	7	8	Extra Ends	Total
D	GER - Germany		0	1	2	0	1	1	0	0	1	6
	ITA - Italy	*	1	0	0	3	0	0	0	1	0	5

GER - Germany	
F	SUTOR Kim
M	HARSCH Klaudius

ITA - Italy	
F	ZARDINI LACEDELLI Giulia
M	DE ZANNA Francesco

Last Stone Draw		Distance
↻	SUTOR Kim	38.9cm
↺	HARSCH Klaudius	157.9cm
<b>Total</b>		<b>196.8cm</b>

Last Stone Draw		Distance
↻	DE ZANNA Francesco	10.4cm
↺	ZARDINI LACEDELLI Giulia	76.3cm
<b>Total</b>		<b>86.7cm</b>

Time remaining: 2 minutes 51 seconds  
0 minutes 35 seconds (after extra end)

Time-out: End 8; End 9

Time remaining: 0 minutes 21 seconds  
0 minutes 12 seconds (after extra end)

Time-out: End 8; End 9

Power Play: End 6

**NOTE**  
Team members are identified as follows:  
F = Female, M = Male

**LEGEND**  
 Power Play      ↻ Clockwise      ↺ Counter-clockwise  
**LSFE(\*)** Last Stone First End



SAT 11 JAN 2025  
Start Time 15:00

**Game Results**

Sheet	Team	LSFE	1	2	3	4	5	6	7	8	Extra Ends	Total
E	NOR - Norway		1	0	1	2	0	0	0	X		4
	CAN - Canada	*	0	3	0	0	2	2	2	X		9

NOR - Norway	
F	KJAERLAND Eilin
M	ERIKSEN Eskil

CAN - Canada	
F	ZHENG Jessica
M	PIETRANGELO Victor

**Last Stone Draw**

	Distance
↻ ERIKSEN Eskil	34.3cm
↺ KJAERLAND Eilin	48.0cm
<b>Total</b>	<b>82.3cm</b>

**Last Stone Draw**

	Distance
↻ PIETRANGELO Victor	13.6cm
↺ ZHENG Jessica	57.5cm
<b>Total</b>	<b>71.1cm</b>

Time remaining: 0 minutes 50 seconds

Time remaining: 3 minutes 11 seconds

Time-out: End 7

Power Play: End 6

**NOTE**  
Team members are identified as follows:  
F = Female, M = Male

**LEGEND**  
 Power Play      ↻ Clockwise      ↺ Counter-clockwise  
 LSFE(\*) Last Stone First End      X Unplayed/unfinished end due to concession



**Entry List by Event**  
As of SAT 11 JAN 2025

**REVISED**  
**11 JAN 17:17**

CAN - Canada		
F	ZHENG Jessica	R
M	PIETRANGELO Victor	R
C	RADFORD Helen	
O		

GBR - United Kingdom		
F	MUNRO Robyn	R
M	CARSON Orrin	R
C	ANDREWS Scott	
NC	SMITH Nancy	

GER - Germany		
F	SUTOR Kim	R
M	HARSCH Klaudius	R
C	KAPP Uli	
O		

ITA - Italy		
F	ZARDINI LACEDELLI Giulia	R
M	DE ZANNA Francesco	R
C	BURBA Wolfgang (GER)	
2C	GALKINA Ekaterina	

JPN - Japan		
F	OZEKI Yui	R
M	KUDO Taiki	R
C	DOI Takayuki	
NC	OGASAWARA Ayumi	

NOR - Norway		
F	KJAERLAND Eilin	R
M	ERIKSEN Eskil	R
C	ROENNING Kai Ove	
O	-	

SUI - Switzerland		
F	BAERTSCHIGER Nadine	L
M	FAGUE Matthieu	R
C	MEIENBERG Stefan	
O		

USA - United States of America		
F	OLSON Sara	R
M	THURSTON Coleman	R
C	JENSEN David	
O	THURSTON Teagan	

**NOTE**

Team members are identified as follows:

**F** = Female, **M** = Male, **C** = Coach, **2C** = 2nd Team Coach, **NC** = National Coach, **T** = Translator, **O** = Team Official

**LEGEND**

**L** Left-handed

**R** Right-handed

**REVISED**

ITA: name spelling for 2nd Team Coach has been revised.





**Competition Officials**  
As of SUN 5 JAN 2025

Function	Name	Organisation
<b>FISU Technical Committee Chair:</b>	ARNOLD Scott	CAN - Canada
<b>World Curling Technical Delegate:</b>	WILLMS Karri	CAN - Canada
<b>Competition Manager:</b>	PIATTI Lorenzo	ITA - Italy
<b>Chief Umpire:</b>	WALDROFF Brett	CAN - Canada
<b>Deputy Chief Umpire:</b>	ROBERTS Joe	USA - United States of America
<b>Game Umpires:</b>	FILINERI Edoardo MATAU Cristian MONZO Bernat SOLA Fabio TORTA Radha	ITA - Italy ROU - Romania ESP - Spain ITA - Italy ITA - Italy
<b>Chief Timer:</b>	CACCIVIO Guido	SUI - Switzerland
<b>Deputy Chief Timer:</b>	DE LOTTO Giorgia	ITA - Italy
<b>Chief Ice Technician:</b>	WUTHRICH Hans	CAN - Canada
<b>Deputy Chief Ice Technician:</b>	MOGLIA Ivan	ITA - Italy



**Competition Schedule**  
As of THU 2 JAN 2025

Date	Start Time	Session	Sheet A	Sheet B	Sheet C	Sheet D	Sheet E
SAT 11 JAN	15:00	MD1		SUI - JPN	USA - GBR	GER - ITA	NOR - CAN
	19:00	MD2		CAN - USA	ITA - NOR	GBR - SUI	JPN - GER
SUN 12 JAN	10:00	MD3		USA - ITA	SUI - CAN	NOR - JPN	GER - GBR
	14:00	MD4		NOR - GER	JPN - ITA	CAN - GBR	SUI - USA
	18:00	MD5		ITA - GBR	NOR - SUI	USA - GER	CAN - JPN
MON 13 JAN	10:00	MD6		GER - SUI	GBR - JPN	ITA - CAN	USA - NOR
	14:00	MD7		GBR - NOR	CAN - GER	JPN - USA	ITA - SUI
TUE 14 JAN	9:00	Mixed Doubles Semi-final 2 v 3					
	13:00	Mixed Doubles Semi-final 1 v 4					
	17:00	Mixed Doubles Bronze Medal Game					
	20:00	Mixed Doubles Gold Medal Game					
WED 15 JAN	19:00	M1	UKR - SWE	CAN - SUI	CHN - ITA	USA - NOR	GBR - KOR
THU 16 JAN	9:00	w1	pol - can	usa - chn	nor - jpn	gbr - kor	ita - swe
	14:00	M2	SUI - USA	SWE - NOR	GBR - UKR	KOR - ITA	CAN - CHN
	19:00	w2	chn - gbr	can - kor	ita - pol	swe - jpn	usa - nor
FRI 17 JAN	8:00	M3	ITA - CAN	UKR - KOR	SWE - USA	CHN - GBR	SUI - NOR
	12:00	w3	jpn - usa	pol - swe	can - gbr	nor - ita	chn - kor
	16:00	M4	NOR - GBR	CHN - USA	KOR - SUI	ITA - UKR	SWE - CAN
	20:00	w4	kor - ita	nor - gbr	swe - chn	jpn - pol	can - usa
SAT 18 JAN	9:00	M5	CHN - SUI	GBR - SWE	UKR - NOR	CAN - KOR	USA - ITA
	14:00	w5	nor - chn	ita - can	pol - kor	usa - swe	gbr - jpn
	19:00	M6	GBR - ITA	SUI - UKR	USA - CAN	NOR - CHN	KOR - SWE
SUN 19 JAN	8:00	w6	ita - jpn	chn - pol	gbr - usa	kor - nor	swe - can
	12:00	M7	CAN - NOR	KOR - CHN	ITA - SWE	GBR - SUI	UKR - USA
	16:00	w7	usa - kor	swe - nor	jpn - can	ita - chn	pol - gbr
	20:00	M8	SWE - CHN	USA - GBR	NOR - KOR	UKR - CAN	ITA - SUI
MON 20 JAN	9:00	w8	can - nor	gbr - ita	kor - swe	pol - usa	jpn - chn
	14:00	M9	USA - KOR	NOR - ITA	CAN - GBR	SUI - SWE	CHN - UKR
	19:00	w9	gbr - swe	kor - jpn	usa - ita	chn - can	nor - pol
TUE 21 JAN	8:00	Men's Semi-final 2 v 3					
	12:00	Men's Semi-final 1 v 4					
	16:00	Women's Semi-final 1 v 4					
	20:00	Women's Semi-final 2 v 3					
WED 22 JAN	14:00	Women's Bronze Medal Game					
	19:00	Men's Bronze Medal Game					
THU 23 JAN	10:00	Women's Gold Medal Game					
	14:00	Men's Gold Medal Game					

**NOTE**

Lowercase - women UPPERCASE - MEN, MIXED DOUBLES  
First named team in each game plays red-handled stones and wears dark coloured upper playing garments.  
Please check online for more details and the latest updates.

**LEGEND**

**MDn** Mixed Doubles session n      **Mn** Men's session n      **wn** Women's session n

# INSTITUTIONAL PARTNER

Evento organizzato con il supporto di



Ministro per lo Sport e i Giovani



Con il patrocinio di



## MAIN SPONSOR



## FISU PARTNER



## OFFICIAL SPONSOR



## MEDIA PARTNER



## OFFICIAL SUPPLIER



## OFFICIAL LOCAL MEDIA PARTNER



## OFFICIAL WEATHER PARTNER

