



RESULTS BOOK



**World Wheelchair
Curling Championship 2025
Stevenston, Scotland**

1 - 8 March 2025



Medallists

Medal	Country	Name	Position - Function
GOLD	CHN - China	WANG Haitao	M 4 S
		CHEN Jianxin	M 3
		ZHANG Mingliang	M 2
		LI Nana	F 1
		ZHANG Qiang	M A
		LI Jianrui	C
SILVER	KOR - Korea	LEE Hyeonchul	M 4 S
		NAM Bongkwang	M 3
		YANG Huitae	M 2
		YUN Heekyeong	F 1
		CHA Jinho	M A
		CHO Yanghyun	C
BRONZE	CAN - Canada	DASH Gil	M 3 S
		THURSTON Jon	M 4
		DEAN Douglas	M 2
		JOSEPH Collinda	F 1
		MOLNAR Chrissy	F A
		LIZMORE Mick	C

Note:

Position and function for each team member:

4 = Fourth, **3** = Third, **2** = Second, **1** = Lead, **A** = Alternate, **S** = Skip, **C** = Coach

Legend:

F Female

M Male

Final Standings

Rank	Team	Players	Position - Function	Gender
1	CHN - China	WANG Haitao	4 S	M
		CHEN Jianxin	3 V	M
		ZHANG Mingliang	2	M
		LI Nana	1	F
		ZHANG Qiang	A	M
		LI Jianrui	C	M
2	KOR - Korea	LEE Hyeonchul	4 S	M
		NAM Bongkwang	3 V	M
		YANG Huitae	2	M
		YUN Heekyeong	1	F
		CHA Jinho	A	M
		CHO Yanghyun	C	M
3	CAN - Canada	THURSTON Jon	4 V	M
		DASH Gil	3 S	M
		DEAN Douglas	2	M
		JOSEPH Collinda	1	F
		MOLNAR Chrissy	A	F
		LIZMORE Mick	C	M
4	SVK - Slovakia	ZATKO Peter	4 V	M
		DURIS Radoslav	3 S	M
		DURCEK Adrian	2	M
		KUNKELOVA Monika	1	F
		VOROSOVA Betty	A	F
		MATULOVA Daniela	C	F
5	SWE - Sweden	PETERSSON-DAHL Viljo	4 S	M
		PERSSON Ronny	3	M
		JOHANSSON Sabina	2	F
		ULANDER Kristina	1 V	F
		ANDERSSON Tommy	A	M
		NARUP Peter	C	M
6	NOR - Norway	STORDAHL Jostein	4 S	M
		SKOGSTAD Geir Arne	3 V	M
		SYVERSEN Ole Fredrik	2	M
		SVEBERG Mia Larsen	1	F
		DJUPSKAAS Ingrid	A	F
		DAHLMAN Peter	C	M
7	SCO - Scotland	NIBLOE Hugh	4 S	M
		SMITH Gary	3	M
		McKENZIE Austin	2 V	M
		BUTTERFIELD Jo	1	F
		GRAY Keith	A	M
		SWAN Sheila	C	F
8	ENG - England	PIMBLETT Stewart	4 S	M
		KEAN Jason	3 V	M
		MATTISON Julian	2	M
		ASPEY Karen	1	F
		GUILD Jean	A	F
		LENTON Rosemary	C	F

Final Standings

Rank	Team	Players	Position - Function	Gender
9	JPN - Japan	TAKAHASHI Hiromi	4 V	F
		KASHIWABARA Kazuhiro	3 S	M
		KAGAMI Hiroki	2	M
		MATSUDA Kana	1	F
		WACHI Hiroshi	A	M
		MOCHIDA Yasuo	C	M
10	ITA - Italy	MARCHESE Egidio	4 S	M
		BICH Fabrizio	3 V	M
		RONZANI Matteo	2	M
		MENARDI Angela	1	F
		SPELORZI Emanuele	A	M
		MAINO Roberto	C	M
11	USA - United States	THUMS Matthew	4 S	M
		SADOWSKI Shawn	3	M
		EMT Stephen	2 V	M
		URANCHIMEG Batoyun	1	F
		DWYER Laura	A	F
		ANNIS Pete	C	M
12	LAT - Latvia	LASMANS Agris	4 V	M
		DJACENKO Sergejs	3	M
		BRIEDIS Ojars	2 S	M
		MEIJERE Linda	1	F
		ROZKOVA Polina	A	F
		JESKE Rihards	C	M

Note:

Teams eliminated during the qualification games are ranked based on their Round Robin ranking.

Position and function for each team member:

4 = Fourth, **3** = Third, **2** = Second, **1** = Lead, **A** = Alternate, **S** = Skip, **V** = Vice-Skip, **C** = Coach

Legend:

F Female

M Male

Competition Summary

Session	Date	Time	Sheet A	Sheet B	Sheet C	Sheet D
Session 1	SAT 1 MAR	14:30	JPN 8-5 SWE	SCO 3-2 CHN	LAT 8-5 ENG	ITA 9-6 NOR
Session 2	SAT 1 MAR	19:30	SVK 3-10 KOR	ENG 6-8 ^{EE} NOR	USA 6-8 CAN	CHN 7-4 SWE
Session 3	SUN 2 MAR	9:30		LAT 8-7 ITA	SCO 7-5 JPN	
Session 4	SUN 2 MAR	14:30	NOR 7-4 CAN	SWE 4-5 KOR	CHN 7-2 SVK	USA 1-10 ENG
Session 5	SUN 2 MAR	19:30	USA 6-5 ^{EE} SCO	JPN 2-8 CAN	KOR 9-3 ITA	LAT 2-7 SVK
Session 6	MON 3 MAR	9:30	ENG 1-6 CHN	SVK 4-8 USA	SWE 6-5 ^{EE} NOR	CAN 4-6 KOR
Session 7	MON 3 MAR	14:30	ITA 8-7 USA	KOR 1-7 SCO	CAN 9-2 LAT	SVK 12-3 JPN
Session 8	MON 3 MAR	19:30	SWE 9-5 SCO	NOR 7-6 LAT	JPN 3-6 CHN	ENG 6-4 ITA
Session 9	TUE 4 MAR	9:30	CAN 5-10 ENG	SWE 4-3 SVK	NOR 8-2 USA	KOR 2-11 CHN
Session 10	TUE 4 MAR	14:30	LAT 4-10 KOR	JPN 9-4 USA	SVK 5-14 ITA	CAN 12-6 SCO
Session 11	TUE 4 MAR	19:30	NOR 8-4 JPN	CHN 10-5 LAT	SCO 7-5 ENG	ITA 5-6 SWE
Session 12	WED 5 MAR	9:30	CAN 6-3 SVK	ITA 5-8 JPN	USA 3-5 KOR	SCO 9-4 LAT
Session 13	WED 5 MAR	14:30	JPN 5-7 LAT	ENG 7-6 SWE	ITA 7-4 SCO	NOR 2-5 CHN
Session 14	WED 5 MAR	19:30	KOR 10-3 NOR	USA 4-3 CHN	ENG 2-10 SVK	SWE 5-4 ^{EE} CAN
Session 15	THU 6 MAR	9:30	CHN 8-2 ITA	SCO 2-5 NOR	LAT 2-9 SWE	JPN 7-4 ENG
Session 16	THU 6 MAR	14:30	SWE 8-6 ^{EE} USA	KOR 5-7 ENG	CHN 8-6 CAN	NOR 1-9 SVK
Session 17	THU 6 MAR	19:30	SVK 11-6 SCO	CAN 9-3 ITA	KOR 7-3 JPN	LAT 6-7 ^{EE} USA
Qualifications	FRI 7 MAR	10:00		SVK 4-3 SWE		NOR 4-6 ^{EE} CAN
Semi-finals	FRI 7 MAR	18:00		CHN 5-4 CAN		KOR 6-2 ^{EE} SVK
Bronze Medal	SAT 8 MAR	10:00			SVK 2-4 CAN	
Gold Medal	SAT 8 MAR	14:30			CHN 14-3 KOR	

Standings after Round Robin

Rank	Team	Games	Wins	Losses	
1	CHN - China	11	9	2	Q
2	KOR - Korea	11	8	3	Q
3	SWE - Sweden	11	7	4	Q
4	NOR - Norway	11	6	5	Q w1
5	CAN - Canada	11	6	5	Q w0
6	SVK - Slovakia	11	5	6	Q w2
7	SCO - Scotland	11	5	6	w1
8	ENG - England	11	5	6	w0
9	JPN - Japan	11	4	7	w2
10	ITA - Italy	11	4	7	w1
11	USA - United States	11	4	7	w0
12	LAT - Latvia	11	3	8	

Competition Summary

Play-offs Bracket

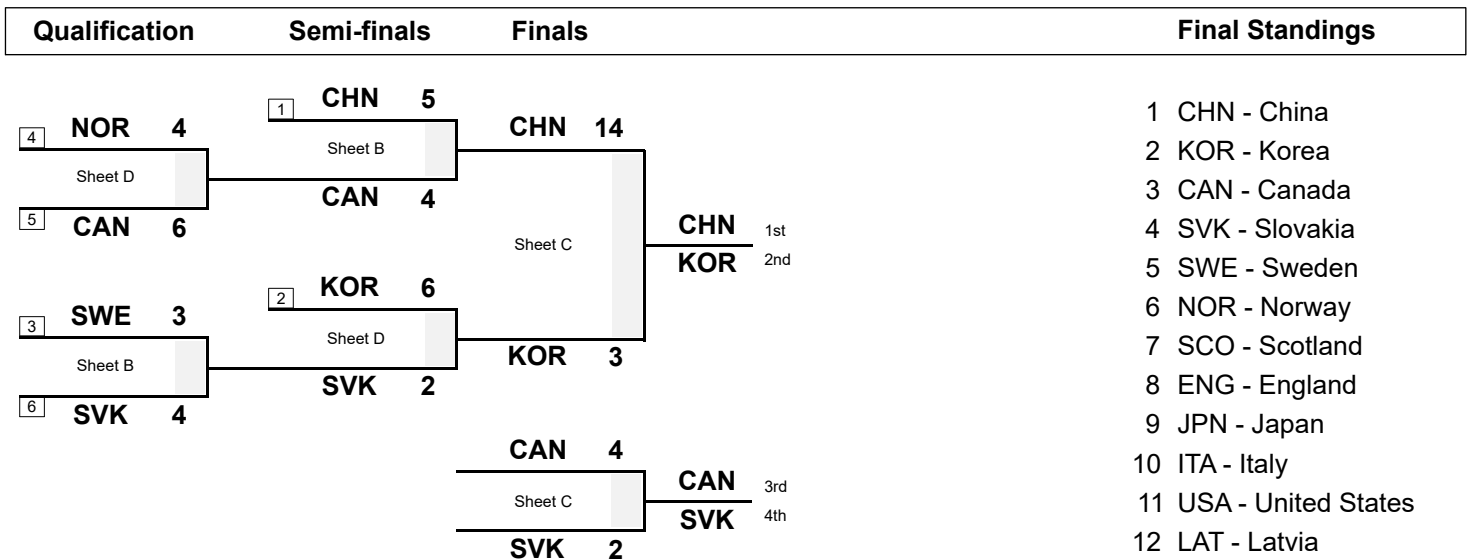
Qualification	Semi-finals	Finals	Final Standings
<p>4 NOR 4 Sheet D</p> <p>5 CAN 6</p> <p>3 SWE 3 Sheet B</p> <p>6 SVK 4</p>	<p>1 CHN 5 Sheet B</p> <p>CAN 4</p> <p>2 KOR 6 Sheet D</p> <p>SVK 2</p>	<p>CHN 14</p> <p>Sheet C</p> <p>KOR 3</p> <p>CAN 4 Sheet C</p> <p>SVK 2</p>	<p>1 CHN - China</p> <p>2 KOR - Korea</p> <p>3 CAN - Canada</p> <p>4 SVK - Slovakia</p> <p>5 SWE - Sweden</p> <p>6 NOR - Norway</p> <p>7 SCO - Scotland</p> <p>8 ENG - England</p> <p>9 JPN - Japan</p> <p>10 ITA - Italy</p> <p>11 USA - United States</p> <p>12 LAT - Latvia</p>
		<p>CHN 1st</p> <p>KOR 2nd</p> <p>CAN 3rd</p> <p>SVK 4th</p>	

Legend:	Q Qualified for the play-offs	wn Number of wins (n) against tied teams
EE Extra End		

Session Results and Standings

Sheet	Team	LSFE	1	2	3	4	5	6	7	8	Extra Ends	Total
C	CHN - China	*	4	0	4	2	0	4	X	X		14
	KOR - Korea		0	2	0	0	1	0	X	X		3

Play-offs Bracket



Legend:

LSFE(*) Last Stone First End X Unplayed/unfinished end due to concession

Game Results

Sheet	Team	LSFE	1	2	3	4	5	6	7	8	Extra Ends	Total
C	CHN - China	*	4	0	4	2	0	4	X	X		14
	KOR - Korea		0	2	0	0	1	0	X	X		3

CHN - China		
4 S	WANG Haitao	M
3 V	ZHANG Mingliang	M
2	CHEN Jianxin	M
1	LI Nana	F
A	ZHANG Qiang	M

KOR - Korea		
4 V	YANG Huitae	M
3	NAM Bongkwang	M
2 S	LEE Hyeonchul	M
1	YUN Heekyeong	F
A	CHA Jinho	M

Time remaining: 10 minutes 34 seconds

Time remaining: 11 minutes 22 seconds

Note:
Position and function for each team member:
4 = Fourth, 3 = Third, 2 = Second, 1 = Lead, A = Alternate, S = Skip, V = Vice-Skip

Legend:
F Female
X Unplayed/unfinished end due to concession
LSFE(*) Last Stone First End
M Male

Scoring Analysis

Team	Games	LSFE	Stolen Ends	Last Stone Eff.	Force Eff.	Points Scored							Total	Plus / Minus
						0	1	2	3	4	>4			
CHN	For	6	14	56%	79%	6	17	14	7	5	1	92	+51	
	Against	7	6			7	29	6	0	0	0	41		
CAN	For	6	13	39%	51%	4	31	11	8	3	0	89	+20	
	Against	8	4			5	23	15	4	1	0	69		
KOR	For	9	20	35%	42%	5	30	12	3	4	0	79	+11	
	Against	4	14			0	19	12	3	4	0	68		
SWE	For	6	18	27%	62%	5	31	10	6	0	0	69	+8	
	Against	6	12			3	26	10	5	0	0	61		
SVK	For	6	20	29%	54%	3	26	13	3	4	0	77	+1	
	Against	8	16			6	26	11	2	3	2	76		
ENG	For	6	16	22%	56%	2	24	13	3	1	0	63	-4	
	Against	5	16			2	23	11	6	1	0	67		
NOR	For	6	14	23%	57%	4	29	8	3	0	2	64	-5	
	Against	6	16			3	26	13	3	2	0	69		
SCO	For	5	12	35%	60%	1	20	14	3	1	0	61	-6	
	Against	6	14			5	24	5	7	3	0	67		
ITA	For	4	12	35%	43%	3	22	9	3	2	2	67	-9	
	Against	7	11			0	22	10	3	5	1	76		
JPN	For	6	12	19%	50%	1	20	10	3	2	0	57	-16	
	Against	5	20			2	26	11	4	2	1	73		
USA	For	7	9	24%	55%	1	18	10	4	1	0	54	-20	
	Against	4	26			4	28	15	4	1	0	74		
LAT	For	5	13	27%	35%	2	23	9	3	1	0	54	-31	
	Against	6	18			0	19	14	8	2	1	85		
Total	72		173			37	291	133	49	24	5	826		

Note:

Stolen ends are the ends won without the last stone advantage.
 Last Stone Efficiency: Scoring two or more points with last stone advantage.
 Force Efficiency: Forcing the opponent team to score only one point when they have the last stone advantage.

Legend:

>4 More than four points scored Eff. Efficiency LSFE Last Stone First End

Summary of Big Ends

Points Scored	By	Against	Session	End	Game Result
6	CHN - China	LAT - Latvia	11	6	10 : 5
5	ITA - Italy	SVK - Slovakia	10	7	14 : 5
5	ITA - Italy	SVK - Slovakia	10	4	14 : 5
5	NOR - Norway	JPN - Japan	11	1	8 : 4
5	NOR - Norway	ITA - Italy	1	5	6 : 9
4	CHN - China	KOR - Korea	F	6	14 : 3
4	CHN - China	KOR - Korea	F	3	14 : 3
4	CHN - China	KOR - Korea	F	1	14 : 3
4	CHN - China	ITA - Italy	15	3	8 : 2
4	CHN - China	KOR - Korea	9	7	11 : 2
4	KOR - Korea	LAT - Latvia	10	3	10 : 4
4	KOR - Korea	ITA - Italy	5	3	9 : 3
4	KOR - Korea	SVK - Slovakia	2	6	10 : 3
4	KOR - Korea	SVK - Slovakia	2	5	10 : 3
4	SVK - Slovakia	SCO - Scotland	17	1	11 : 6
4	SVK - Slovakia	NOR - Norway	16	5	9 : 1
4	SVK - Slovakia	JPN - Japan	7	7	12 : 3
4	SVK - Slovakia	JPN - Japan	7	6	12 : 3
4	CAN - Canada	ITA - Italy	17	6	9 : 3
4	CAN - Canada	SCO - Scotland	10	7	12 : 6
4	CAN - Canada	SCO - Scotland	10	3	12 : 6
4	ITA - Italy	SVK - Slovakia	10	6	14 : 5
4	ITA - Italy	USA - United States	7	7	8 : 7
4	JPN - Japan	ENG - England	15	8	7 : 4
4	JPN - Japan	ITA - Italy	12	3	8 : 5
4	ENG - England	CAN - Canada	9	8	10 : 5
4	LAT - Latvia	NOR - Norway	8	2	6 : 7
4	SCO - Scotland	LAT - Latvia	12	7	9 : 4
4	USA - United States	ITA - Italy	7	4	7 : 8

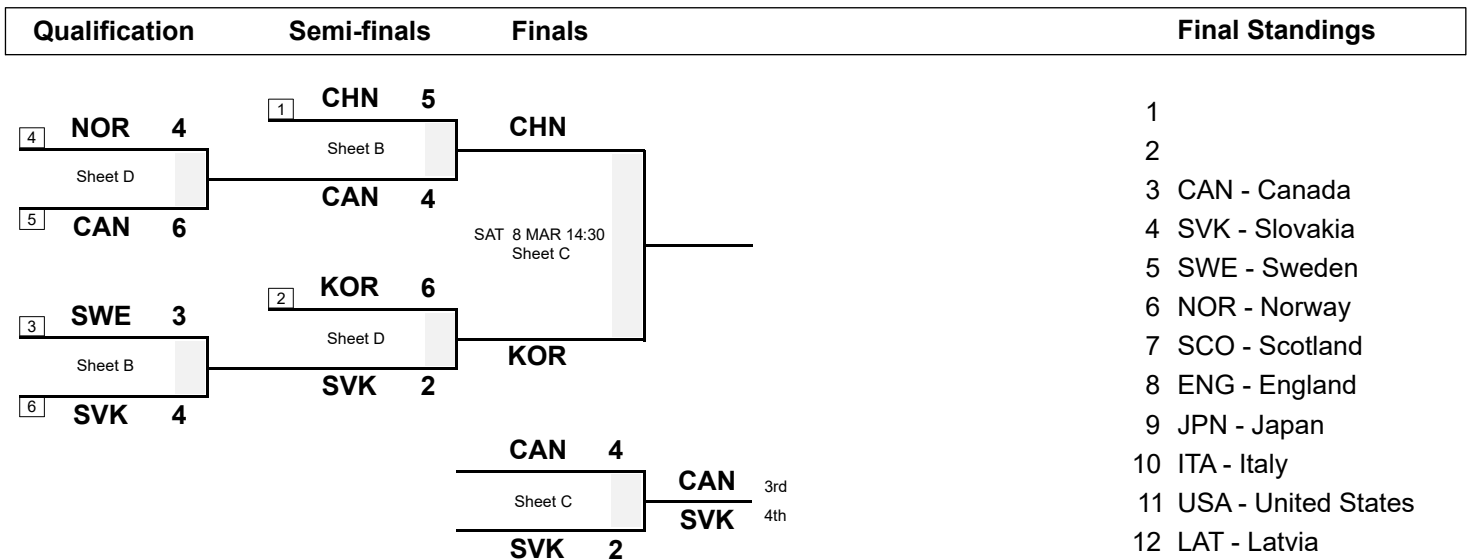
Note:
Big ends are defined as ends with a score of four or more points.

Legend:
GM Gold Medal Game

Session Results and Standings

Sheet	Team	LSFE	1	2	3	4	5	6	7	8	Extra Ends	Total
C	SVK - Slovakia		0	0	0	1	0	0	1	0		2
	CAN - Canada	*	0	1	0	0	0	1	0	2		4

Play-offs Bracket



Legend:
LSFE(*) Last Stone First End

Game Results

Sheet	Team	LSFE	1	2	3	4	5	6	7	8	Extra	Ends	Total
C	SVK - Slovakia		0	0	0	1	0	0	1	0			2
	CAN - Canada	*	0	1	0	0	0	1	0	2			4

SVK - Slovakia		
4 V	ZATKO Peter	M
3 S	DURIS Radoslav	M
2	DURCEK Adrian	M
1	KUNKELOVA Monika	F
A	VOROSOVA Betty	F

CAN - Canada		
4 V	THURSTON Jon	M
3 S	DASH Gil	M
2	DEAN Douglas	M
1	JOSEPH Collinda	F
A	MOLNAR Chrissy	F

Time remaining: 9 minutes 36 seconds

Time-out: End 8

Time remaining: 0 minutes 28 seconds

Time-out: End 8

Note:

Position and function for each team member:

4 = Fourth, 3 = Third, 2 = Second, 1 = Lead, A = Alternate, S = Skip, V = Vice-Skip

Legend:

F Female

LSFE(*) Last Stone First End

M Male

Session Results and Standings

Sheet	Team	LSFE	1	2	3	4	5	6	7	8	Extra Ends	Total
B	CHN - China	*	2	0	1	1	0	0	1	0		5
	CAN - Canada		0	1	0	0	0	2	0	1		4
D	KOR - Korea	*	1	0	1	1	0	2	1	X		6
	SVK - Slovakia		0	1	0	0	1	0	0	X		2

Play-offs Bracket



Legend:
LSFE(*) Last Stone First End **X** Unplayed/unfinished end due to concession

Game Results

Sheet	Team	LSFE	1	2	3	4	5	6	7	8	Extra	Ends	Total
B	CHN - China	*	2	0	1	1	0	0	1	0			5
	CAN - Canada		0	1	0	0	0	2	0	1			4

CHN - China		
4 S	WANG Haitao	M
3 V	ZHANG Mingliang	M
2	CHEN Jianxin	M
1	LI Nana	F
A	ZHANG Qiang	M

Time remaining: 4 minutes 10 seconds
Time-out: End 7

CAN - Canada		
4 V	THURSTON Jon	M
3 S	DASH Gil	M
2	DEAN Douglas	M
1	JOSEPH Collinda	F
A	MOLNAR Chrissy	F

Time remaining: 2 minutes 11 seconds
Time-out: End 8

Note:
Position and function for each team member:
4 = Fourth, 3 = Third, 2 = Second, 1 = Lead, A = Alternate, S = Skip, V = Vice-Skip

Legend:
F Female LSFE(*) Last Stone First End M Male

Game Results

Sheet	Team	LSFE	1	2	3	4	5	6	7	8	Extra Ends	Total
D	KOR - Korea	*	1	0	1	1	0	2	1	X		6
	SVK - Slovakia		0	1	0	0	1	0	0	X		2

KOR - Korea		
4 V	YANG Huitae	M
3	NAM Bongkwang	M
2 S	LEE Hyeonchul	M
1	YUN Heekyeong	F
A	CHA Jinho	M

Time remaining: 2 minutes 19 seconds

SVK - Slovakia		
4 V	ZATKO Peter	M
3 S	DURIS Radoslav	M
2	DURCEK Adrian	M
1	KUNKELOVA Monika	F
A	VOROSOVA Betty	F

Time remaining: 2 minutes 23 seconds

Time-out: End 7

Note:

Position and function for each team member:

4 = Fourth, 3 = Third, 2 = Second, 1 = Lead, A = Alternate, S = Skip, V = Vice-Skip

Legend:

F Female

LSFE(*) Last Stone First End

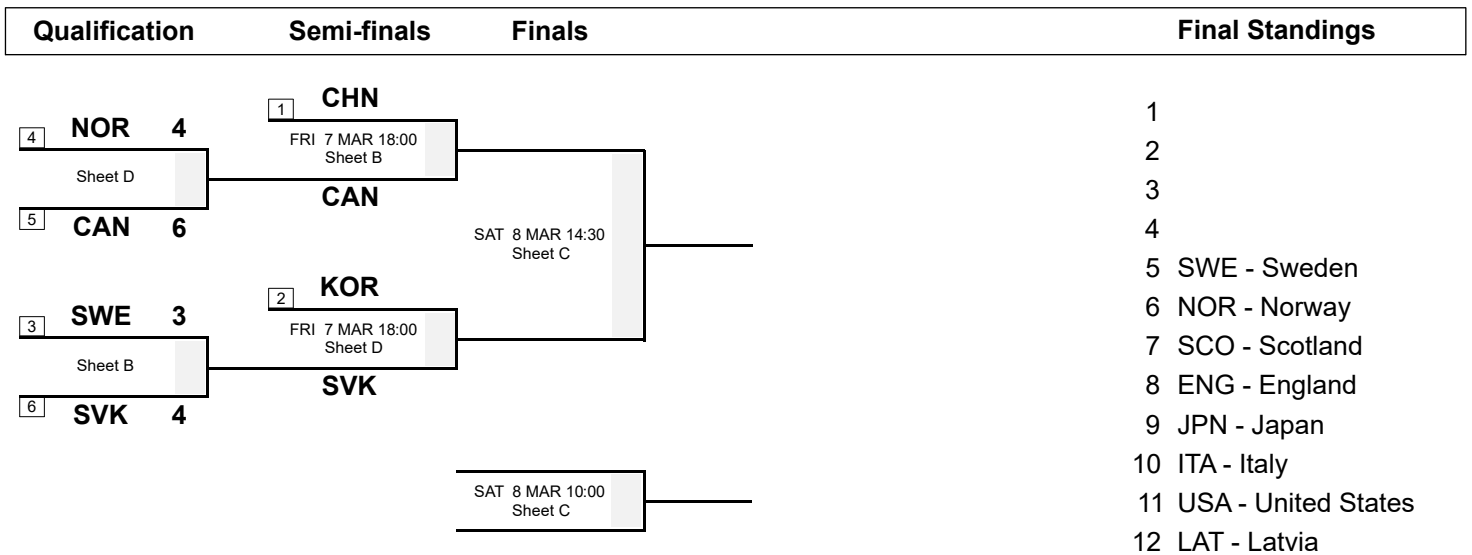
M Male

X Unplayed/unfinished end due to concession

Session Results and Standings

Sheet	Team	LSFE	1	2	3	4	5	6	7	8	Extra Ends	Total
B	SVK - Slovakia		0	0	0	2	0	0	1	1		4
	SWE - Sweden	*	1	0	1	0	0	1	0	0		3
D	NOR - Norway	*	0	1	0	0	0	1	0	2	0	4
	CAN - Canada		1	0	0	1	1	0	1	0	2	6

Play-offs Bracket



Legend:
LSFE(*) Last Stone First End

Game Results

Sheet	Team	LSFE	1	2	3	4	5	6	7	8	Extra Ends	Total
D	NOR - Norway	*	0	1	0	0	0	1	0	2	0	4
	CAN - Canada		1	0	0	1	1	0	1	0	2	6

NOR - Norway		
4 S	STORDAHL Jostein	M
3 V	SKOGSTAD Geir Arne	M
2	SYVERSEN Ole Fredrik	M
1	SVEBERG Mia Larsen	F
A	DJUPSKAAS Ingrid	F

Time remaining: 5 minutes 13 seconds
1 minute 50 seconds (after extra end)

Time-out: End 8; End 9

CAN - Canada		
4 V	THURSTON Jon	M
3 S	DASH Gil	M
2	DEAN Douglas	M
1	JOSEPH Collinda	F
A	MOLNAR Chrissy	F

Time remaining: 0 minutes 37 seconds
0 minutes 31 seconds (after extra end)

Time-out: End 7; End 9

Note:

Position and function for each team member:

4 = Fourth, **3** = Third, **2** = Second, **1** = Lead, **A** = Alternate, **S** = Skip, **V** = Vice-Skip**Legend:**

F Female

LSFE(*) Last Stone First End

M Male

Competition Matrix

Team	CAN	CHN	ENG	ITA	JPN	KOR	LAT	NOR	SCO	SVK	SWE	USA
CAN		6 - 8	5 - 10	9 - 3	8 - 2	4 - 6	9 - 2	4 - 7	12 - 6	6 - 3	4 - 5	8 - 6
CHN	8 - 6		6 - 1	8 - 2	6 - 3	11 - 2	10 - 5	5 - 2	2 - 3	7 - 2	7 - 4	3 - 4
ENG	10 - 5	1 - 6		6 - 4	4 - 7	7 - 5	5 - 8	6 - 8	5 - 7	2 - 10	7 - 6	10 - 1
ITA	3 - 9	2 - 8	4 - 6		5 - 8	3 - 9	7 - 8	9 - 6	7 - 4	14 - 5	5 - 6	8 - 7
JPN	2 - 8	3 - 6	7 - 4	8 - 5		3 - 7	5 - 7	4 - 8	5 - 7	3 - 12	8 - 5	9 - 4
KOR	6 - 4	2 - 11	5 - 7	9 - 3	7 - 3		10 - 4	10 - 3	1 - 7	10 - 3	5 - 4	5 - 3
LAT	2 - 9	5 - 10	8 - 5	8 - 7	7 - 5	4 - 10		6 - 7	4 - 9	2 - 7	2 - 9	6 - 7
NOR	7 - 4	2 - 5	8 - 6	6 - 9	8 - 4	3 - 10	7 - 6		5 - 2	1 - 9	5 - 6	8 - 2
SCO	6 - 12	3 - 2	7 - 5	4 - 7	7 - 5	7 - 1	9 - 4	2 - 5		6 - 11	5 - 9	5 - 6
SVK	3 - 6	2 - 7	10 - 2	5 - 14	12 - 3	3 - 10	7 - 2	9 - 1	11 - 6		3 - 4	4 - 8
SWE	5 - 4	4 - 7	6 - 7	6 - 5	5 - 8	4 - 5	9 - 2	6 - 5	9 - 5	4 - 3		8 - 6
USA	6 - 8	4 - 3	1 - 10	7 - 8	4 - 9	3 - 5	7 - 6	2 - 8	6 - 5	8 - 4	6 - 8	

Standings after Round Robin

Rank	Team	Games	Wins	Losses	
1	CHN - China	11	9	2	Q
2	KOR - Korea	11	8	3	Q
3	SWE - Sweden	11	7	4	Q
4	NOR - Norway	11	6	5	Q w1
5	CAN - Canada	11	6	5	Q w0
6	SVK - Slovakia	11	5	6	Q w2
7	SCO - Scotland	11	5	6	w1
8	ENG - England	11	5	6	w0
9	JPN - Japan	11	4	7	w2
10	ITA - Italy	11	4	7	w1
11	USA - United States	11	4	7	w0
12	LAT - Latvia	11	3	8	

Legend:

Q Qualified for the play-offs **wn** Number of wins (n) against tied teams

Draw Shot Challenge

Rank Team	Stone Rotation	Last Stone Draw in each Round Robin Game											DSC
		1	2	3	4	5	6	7	8	9	10	11	
1 SVK - Slovakia	↻	39.5	183.0	60.3	199.6	111.4	192.2	21.4	145.1	60.2	126.4	50.0	103.10cm
	↻	41.5	199.6	199.6	37.0	58.1	199.6	78.8	48.5	153.5	199.6	56.2	
2 KOR - Korea	↻	52.6	139.9	101.2	199.6	83.1	91.2	126.2	103.6	122.1	97.3	199.6	109.72cm
	↻	102.1	141.1	96.3	13.3	139.1	53.1	199.6	176.5	131.3	63.0	161.8	
3 CHN - China	↻	164.6	199.6	75.6	199.6	59.0	181.9	90.4	123.5	199.6	75.1	51.8	113.50cm
	↻	199.6	199.6	99.6	48.2	40.0	199.6	199.6	18.4	144.2	68.1	31.5	
4 CAN - Canada	↻	4.8	46.0	161.7	155.1	73.8	199.6	100.1	14.5	104.2	199.6	34.6	113.55cm
	↻	199.6	199.6	85.6	193.0	44.1	111.5	199.6	33.7	110.3	199.6	199.6	
5 USA - United States	↻	199.6	80.9	199.6	75.8	19.0	70.3	92.8	158.1	139.1	146.4	199.6	121.46cm
	↻	199.6	199.6	28.2	122.2	19.1	166.3	36.4	199.6	138.0	138.6	199.6	
6 ENG - England	↻	25.4	199.6	159.8	93.4	199.6	199.6	50.6	94.8	199.6	131.9	35.0	126.68cm
	↻	199.6	22.3	199.6	147.0	180.7	58.4	199.6	25.5	168.2	199.6	143.0	
7 JPN - Japan	↻	29.7	199.6	30.9	199.6	59.2	199.6	199.6	134.1	156.7	199.6	199.6	126.84cm
	↻	185.1	199.6	154.4	28.2	23.4	22.5	132.3	176.9	102.2	199.6	103.6	
8 SCO - Scotland	↻	71.0	199.6	199.6	153.1	199.6	199.6	199.6	42.5	199.6	199.6	87.1	131.81cm
	↻	157.6	199.6	199.6	176.8	39.7	80.8	30.8	97.8	65.0	37.1	199.6	
9 LAT - Latvia	↻	199.6	199.6	199.6	150.6	120.8	159.3	118.4	199.6	54.0	199.6	42.8	132.38cm
	↻	58.2	158.7	23.9	199.6	199.6	93.5	6.0	199.6	199.6	196.8	67.3	
10 NOR - Norway	↻	199.6	199.6	50.5	199.6	15.2	199.6	152.1	199.6	195.0	101.6	199.6	136.76cm
	↻	199.6	199.6	81.2	63.4	108.7	199.6	158.5	108.2	59.3	54.5	189.8	
11 SWE - Sweden	↻	121.0	199.6	188.5	155.6	199.6	195.0	199.6	199.6	199.6	30.8	74.7	142.61cm
	↻	199.6	12.1	120.8	166.2	22.0	34.9	199.6	182.4	199.6	151.0	199.6	
12 ITA - Italy	↻	199.6	80.2	81.1	199.6	199.6	101.5	199.6	149.9	199.6	199.6	199.6	145.87cm
	↻	148.6	29.2	154.4	97.5	135.2	166.9	97.2	199.6	199.6	199.6	78.8	

Note:

The Draw Shot Challenge (DSC) is the average distance of all the individual Last Stone Draws (LSD), which were delivered by a team during the round robin. The two least favourable results will be eliminated before calculating the average distance. The team with the lesser DSC receives the higher ranking. If the DSCs are equal then the team with the best non-equal counting LSD receives the higher ranking. In the case where all counting LSDs are equal, the team ranked higher in the official World Curling World Ranking is ranked higher.

Legend:

↻ Clockwise ↻ Counter-clockwise **DSC** Draw Shot Challenge
nnn.n Eliminated Last Stone Draw

Scoring Analysis

Team	Games	LSFE	Stolen Ends	Last Stone Eff.	Force Eff.	Points Scored							Total	Plus / Minus
						0	1	2	3	4	>4			
CHN	For	4	12	53%	83%	6	14	12	7	2	1	73	+39	
	Against	7	6			6	26	4	0	0	0	34		
KOR	For	8	18	35%	42%	5	25	10	3	4	0	70	+18	
	Against	3	13			0	17	11	3	1	0	52		
CAN	For	5	11	41%	45%	0	23	8	8	3	0	75	+17	
	Against	6	3			4	16	13	4	1	0	58		
SWE	For	5	17	29%	63%	4	28	10	6	0	0	66	+9	
	Against	6	11			2	24	9	5	0	0	57		
SVK	For	6	19	33%	45%	1	20	12	3	4	0	69	+6	
	Against	5	13			3	17	9	2	3	2	63		
NOR	For	5	14	23%	56%	4	27	7	3	0	2	60	-3	
	Against	6	14			2	22	12	3	2	0	63		
ENG	For	6	16	22%	56%	2	24	13	3	1	0	63	-4	
	Against	5	16			2	23	11	6	1	0	67		
SCO	For	5	12	35%	60%	1	20	14	3	1	0	61	-6	
	Against	6	14			5	24	5	7	3	0	67		
ITA	For	4	12	35%	43%	3	22	9	3	2	2	67	-9	
	Against	7	11			0	22	10	3	5	1	76		
JPN	For	6	12	19%	50%	1	20	10	3	2	0	57	-16	
	Against	5	20			2	26	11	4	2	1	73		
USA	For	7	9	24%	55%	1	18	10	4	1	0	54	-20	
	Against	4	26			4	28	15	4	1	0	74		
LAT	For	5	13	27%	35%	2	23	9	3	1	0	54	-31	
	Against	6	18			0	19	14	8	2	1	85		
Total	66		165			30	264	124	49	21	5	769		

Note:

Stolen ends are the ends won without the last stone advantage.

Last Stone Efficiency: Scoring two or more points with last stone advantage.

Force Efficiency: Forcing the opponent team to score only one point when they have the last stone advantage.

Legend:

>4 More than four points scored

Eff. Efficiency

LSFE Last Stone First End

Summary of Big Ends

Points Scored	By	Against	Session	End	Game Result
6	CHN - China	LAT - Latvia	11	6	10 : 5
5	ITA - Italy	SVK - Slovakia	10	7	14 : 5
5	ITA - Italy	SVK - Slovakia	10	4	14 : 5
5	NOR - Norway	JPN - Japan	11	1	8 : 4
5	NOR - Norway	ITA - Italy	1	5	6 : 9
4	KOR - Korea	LAT - Latvia	10	3	10 : 4
4	KOR - Korea	ITA - Italy	5	3	9 : 3
4	KOR - Korea	SVK - Slovakia	2	6	10 : 3
4	KOR - Korea	SVK - Slovakia	2	5	10 : 3
4	SVK - Slovakia	SCO - Scotland	17	1	11 : 6
4	SVK - Slovakia	NOR - Norway	16	5	9 : 1
4	SVK - Slovakia	JPN - Japan	7	7	12 : 3
4	SVK - Slovakia	JPN - Japan	7	6	12 : 3
4	CAN - Canada	ITA - Italy	17	6	9 : 3
4	CAN - Canada	SCO - Scotland	10	7	12 : 6
4	CAN - Canada	SCO - Scotland	10	3	12 : 6
4	CHN - China	ITA - Italy	15	3	8 : 2
4	CHN - China	KOR - Korea	9	7	11 : 2
4	ITA - Italy	SVK - Slovakia	10	6	14 : 5
4	ITA - Italy	USA - United States	7	7	8 : 7
4	JPN - Japan	ENG - England	15	8	7 : 4
4	JPN - Japan	ITA - Italy	12	3	8 : 5
4	ENG - England	CAN - Canada	9	8	10 : 5
4	LAT - Latvia	NOR - Norway	8	2	6 : 7
4	SCO - Scotland	LAT - Latvia	12	7	9 : 4
4	USA - United States	ITA - Italy	7	4	7 : 8

Note:
Big ends are defined as ends with a score of four or more points.

Session Results and Standings

Sheet	Team	LSD/LSFE	1	2	3	4	5	6	7	8	Extra Ends	Total
A	SVK - Slovakia	106.2cm *	4	3	0	3	0	1	0	X		11
	SCO - Scotland	286.7cm	0	0	3	0	2	0	1	X		6
B	CAN - Canada	234.2cm *	1	1	0	3	0	4	X	X		9
	ITA - Italy	278.4cm	0	0	2	0	1	0	X	X		3
C	KOR - Korea	361.4cm	0	1	1	1	1	1	0	2		7
	JPN - Japan	303.2cm *	2	0	0	0	0	0	1	0		3
D	LAT - Latvia	110.1cm *	2	1	0	0	0	1	0	2	0	6
	USA - United States	399.2cm	0	0	3	1	1	0	1	0	1	7

Standings after Round Robin

Rank	Team	Games	Wins	Losses	
1	CHN - China	11	9	2	Q
2	KOR - Korea	11	8	3	Q
3	SWE - Sweden	11	7	4	Q
4	NOR - Norway	11	6	5	Q w1
5	CAN - Canada	11	6	5	Q w0
6	SVK - Slovakia	11	5	6	Q w2
7	SCO - Scotland	11	5	6	w1
8	ENG - England	11	5	6	w0
9	JPN - Japan	11	4	7	w2
10	ITA - Italy	11	4	7	w1
11	USA - United States	11	4	7	w0
12	LAT - Latvia	11	3	8	

Legend:
LSD Last Stone Draw

LSFE(*) Last Stone First End

Q Qualified for the play-offs

wn Number of wins (n) against tied teams

X Unplayed/unfinished end due to concession

Game Results

Sheet	Team	LSFE	1	2	3	4	5	6	7	8	Extra Ends	Total
A	SVK - Slovakia	*	4	3	0	3	0	1	0	X		11
	SCO - Scotland		0	0	3	0	2	0	1	X		6

SVK - Slovakia		
4 V	ZATKO Peter	M
3 S	DURIS Radoslav	M
2	DURCEK Adrian	M
1	KUNKELOVA Monika	F
A	VOROSOVA Betty	F

SCO - Scotland		
4 S	NIBLOE Hugh	M
3	SMITH Gary	M
2 V	McKENZIE Austin	M
1	BUTTERFIELD Jo	F
A	GRAY Keith	M

Last Stone Draw		Distance
↻	KUNKELOVA Monika	50.0cm
↻	DURIS Radoslav	56.2cm
Total		106.2cm

Time remaining: 10 minutes 27 seconds

Last Stone Draw		Distance
↻	NIBLOE Hugh	87.1cm
↻	BUTTERFIELD Jo	199.6cm
Total		286.7cm

Time remaining: 5 minutes 43 seconds

Time-out: End 6

GRAY K replaced SMITH G at the beginning of End 5
Revised line-up: (4 S) NIBLOE H, (3 V) McKENZIE A, (2) GRAY K, (1) BUTTERFIELD J

Note:
Position and function for each team member:
4 = Fourth, 3 = Third, 2 = Second, 1 = Lead, A = Alternate, S = Skip, V = Vice-Skip

Legend:
↻ Clockwise ↻ Counter-clockwise F Female
LSFE(*) Last Stone First End M Male X Unplayed/unfinished end due to concession

Game Results

Sheet	Team	LSFE	1	2	3	4	5	6	7	8	Extra Ends	Total
B	CAN - Canada	*	1	1	0	3	0	4	X	X		9
	ITA - Italy		0	0	2	0	1	0	X	X		3

CAN - Canada		
4 V	THURSTON Jon	M
3 S	DASH Gil	M
2	DEAN Douglas	M
1	JOSEPH Collinda	F
A	MOLNAR Chrissy	F

ITA - Italy		
4 S	MARCHESE Egidio	M
3	RONZANI Matteo	M
2 V	SPELORZI Emanuele	M
1	MENARDI Angela	F
A	BICH Fabrizio	M

Last Stone Draw		Distance
↻	THURSTON Jon	34.6cm
↻	DASH Gil	199.6cm
Total		234.2cm

Time remaining: 9 minutes 30 seconds

Last Stone Draw		Distance
↻	MENARDI Angela	199.6cm
↻	SPELORZI Emanuele	78.8cm
Total		278.4cm

Time remaining: 9 minutes 14 seconds

BICH F replaced SPELORZI E at the beginning of End 5
Revised line-up: (4 S) MARCHESE E, (3 V) BICH F, (2) RONZANI M, (1) MENARDI A

Note:
Position and function for each team member:
4 = Fourth, 3 = Third, 2 = Second, 1 = Lead, A = Alternate, S = Skip, V = Vice-Skip

Legend:
↻ Clockwise ↻ Counter-clockwise F Female
LSFE(*) Last Stone First End M Male X Unplayed/unfinished end due to concession

Game Results

Sheet	Team	LSFE	1	2	3	4	5	6	7	8	Extra Ends	Total
C	KOR - Korea		0	1	1	1	1	1	0	2		7
	JPN - Japan	*	2	0	0	0	0	0	1	0		3

KOR - Korea		
4 V	YANG Huitae	M
3	NAM Bongkwang	M
2 S	LEE Hyeonchul	M
1	YUN Heekyeong	F
A	CHA Jinho	M

JPN - Japan		
4 V	TAKAHASHI Hiromi	F
3 S	KASHIWABARA Kazuhiro	M
2	KAGAMI Hiroki	M
1	MATSUDA Kana	F
A	WACHI Hiroshi	M

Last Stone Draw		Distance
↻	YUN Heekyeong	199.6cm
↻	LEE Hyeonchul	161.8cm
Total		361.4cm

Last Stone Draw		Distance
↻	KASHIWABARA Kazuhiro	199.6cm
↻	MATSUDA Kana	103.6cm
Total		303.2cm

Time remaining: 6 minutes 43 seconds

Time-out: End 8

Time remaining: 0 minutes 12 seconds

Time-out: End 7

Note:
Position and function for each team member:
4 = Fourth, 3 = Third, 2 = Second, 1 = Lead, A = Alternate, S = Skip, V = Vice-Skip

Legend:
↻ Clockwise ↻ Counter-clockwise F Female
LSFE(*) Last Stone First End M Male

Game Results

Sheet	Team	LSFE	1	2	3	4	5	6	7	8	Extra Ends	Total
D	LAT - Latvia	*	2	1	0	0	0	1	0	2	0	6
	USA - United States		0	0	3	1	1	0	1	0	1	7

LAT - Latvia		
4	DJACENKO Sergejs	M
3	V LASMANS Agris	M
2	S BRIEDIS Ojars	M
1	MEIJERE Linda	F
A	ROZKOVA Polina	F

USA - United States		
4	S EMT Stephen	M
3	V THUMS Matthew	M
2	SADOWSKI Shawn	M
1	URANCHIMEG Batoyun	F
A	DWYER Laura	F

Last Stone Draw		Distance
↻	LASMANS Agris	42.8cm
↻	DJACENKO Sergejs	67.3cm
Total		110.1cm
Time remaining: 0 minutes 24 seconds		
2 minutes 33 seconds (after extra end)		
Time-out: End 8; End 9		

Last Stone Draw		Distance
↻	SADOWSKI Shawn	199.6cm
↻	EMT Stephen	199.6cm
Total		399.2cm
Time remaining: 0 minutes 50 seconds		
0 minutes 54 seconds (after extra end)		
Time-out: End 8		

Note:
Position and function for each team member:
4 = Fourth, 3 = Third, 2 = Second, 1 = Lead, A = Alternate, S = Skip, V = Vice-Skip

Legend:
↻ Clockwise ↻ Counter-clockwise F Female
LSFE(*) Last Stone First End M Male

Session Results and Standings

Sheet	Team	LSD/LSFE	1	2	3	4	5	6	7	8	Extra Ends	Total
A	SWE - Sweden	274.3cm *	1	0	0	0	2	3	0	0	2	8
	USA - United States	285.0cm	0	0	1	0	0	0	3	2	0	6
B	KOR - Korea	160.3cm *	0	3	1	0	0	0	1	0		5
	ENG - England	178.0cm	1	0	0	1	1	1	0	3		7
C	CHN - China	83.3cm *	3	0	3	0	2	0	0	X		8
	CAN - Canada	399.2cm	0	2	0	2	0	1	1	X		6
D	NOR - Norway	389.4cm	0	0	1	0	0	0	X	X		1
	SVK - Slovakia	326.0cm *	1	2	0	1	4	1	X	X		9

Current Standings

Rank	Team	Games	Wins	Losses	
1	CHN - China	11	9	2	Q
2	KOR - Korea	10	7	3	Q
3	SWE - Sweden	11	7	4	Q
4	NOR - Norway	11	6	5	Q
5	CAN - Canada	10	5	5	
5	SCO - Scotland	10	5	5	
7	ENG - England	11	5	6	
8	ITA - Italy	10	4	6	
8	JPN - Japan	10	4	6	
8	SVK - Slovakia	10	4	6	
11	LAT - Latvia	10	3	7	
11	USA - United States	10	3	7	

Note:
Under World Curling rules, tie-breaking rules for standings are not applied until after the last game of the round robin.

Legend:
LSD Last Stone Draw **LSFE(*)** Last Stone First End **Q** Qualified for the play-offs
X Unplayed/unfinished end due to concession

Game Results

Sheet	Team	LSFE	1	2	3	4	5	6	7	8	Extra Ends	Total
A	SWE - Sweden	*	1	0	0	0	2	3	0	0	2	8
	USA - United States		0	0	1	0	0	0	3	2	0	6

SWE - Sweden		
4 S	PETERSSON-DAHL Viljo	M
3	PERSSON Ronny	M
2	JOHANSSON Sabina	F
1 V	ULANDER Kristina	F
A	ANDERSSON Tommy	M

USA - United States		
4 S	EMT Stephen	M
3 V	THUMS Matthew	M
2	SADOWSKI Shawn	M
1	URANCHIMEG Batoyun	F
A	DWYER Laura	F

Last Stone Draw		Distance
↻	PERSSON Ronny	74.7cm
↻	ULANDER Kristina	199.6cm
Total		274.3cm

Time remaining: 4 minutes 32 seconds
1 minute 4 seconds (after extra end)

Time-out: End 8; End 9

Last Stone Draw		Distance
↻	EMT Stephen	146.4cm
↻	THUMS Matthew	138.6cm
Total		285.0cm

Time remaining: 2 minutes 56 seconds
1 minute 17 seconds (after extra end)

Time-out: End 8

Note:
Position and function for each team member:
4 = Fourth, 3 = Third, 2 = Second, 1 = Lead, A = Alternate, S = Skip, V = Vice-Skip

Legend:
↻ Clockwise ↻ Counter-clockwise F Female
LSFE(*) Last Stone First End M Male

Game Results

Sheet	Team	LSFE	1	2	3	4	5	6	7	8	Extra Ends	Total
B	KOR - Korea	*	0	3	1	0	0	0	1	0		5
	ENG - England		1	0	0	1	1	1	0	3		7

KOR - Korea		
4	YANG Huitae	M
3	V NAM Bongkwang	M
2	S LEE Hyeonchul	M
1	YUN Heekyeong	F
A	CHA Jinho	M

ENG - England		
4	S PIMBLETT Stewart	M
3	V KEAN Jason	M
2	MATTISON Julian	M
1	ASPEY Karen	F
A	GUILD Jean	F

Last Stone Draw		Distance
↻	YANG Huitae	97.3cm
↻	NAM Bongkwang	63.0cm
Total		160.3cm

Last Stone Draw		Distance
↻	PIMBLETT Stewart	35.0cm
↻	ASPEY Karen	143.0cm
Total		178.0cm

Time remaining: 1 minute 58 seconds

Time remaining: 1 minute 39 seconds

Time-out: End 8

Note:
Position and function for each team member:
4 = Fourth, 3 = Third, 2 = Second, 1 = Lead, A = Alternate, S = Skip, V = Vice-Skip

Legend:
↻ Clockwise ↻ Counter-clockwise F Female
LSFE(*) Last Stone First End M Male

Game Results

Sheet	Team	LSFE	1	2	3	4	5	6	7	8	Extra Ends	Total
C	CHN - China	*	3	0	3	0	2	0	0	X		8
	CAN - Canada		0	2	0	2	0	1	1	X		6

CHN - China		
4 S	WANG Haitao	M
3	ZHANG Mingliang	M
2 V	CHEN Jianxin	M
1	LI Nana	F
A	ZHANG Qiang	M

CAN - Canada		
4 V	THURSTON Jon	M
3 S	DASH Gil	M
2	DEAN Douglas	M
1	JOSEPH Collinda	F
A	MOLNAR Chrissy	F

Last Stone Draw		Distance
↻	ZHANG Mingliang	51.8cm
↻	CHEN Jianxin	31.5cm
Total		83.3cm

Last Stone Draw		Distance
↻	DASH Gil	199.6cm
↻	THURSTON Jon	199.6cm
Total		399.2cm

Time remaining: 8 minutes 35 seconds

Time remaining: 2 minutes 56 seconds

Time-out: End 7

Note:
Position and function for each team member:
4 = Fourth, 3 = Third, 2 = Second, 1 = Lead, A = Alternate, S = Skip, V = Vice-Skip

Legend:
↻ Clockwise ↻ Counter-clockwise F Female
LSFE(*) Last Stone First End M Male X Unplayed/unfinished end due to concession

Game Results

Sheet	Team	LSFE	1	2	3	4	5	6	7	8	Extra Ends	Total
D	NOR - Norway		0	0	1	0	0	0	X	X		1
	SVK - Slovakia	*	1	2	0	1	4	1	X	X		9

NOR - Norway		
4 S	STORDAHL Jostein	M
3 V	SKOGSTAD Geir Arne	M
2	SVEBERG Mia Larsen	F
1	DJUPSKAAS Ingrid	F
A	SYVERSEN Ole Fredrik	M

SVK - Slovakia		
4 V	ZATKO Peter	M
3 S	DURIS Radoslav	M
2	DURCEK Adrian	M
1	KUNKELOVA Monika	F
A	VOROSOVA Betty	F

Last Stone Draw		Distance
↻	DJUPSKAAS Ingrid	199.6cm
↺	STORDAHL Jostein	189.8cm
Total		389.4cm

Last Stone Draw		Distance
↻	KUNKELOVA Monika	126.4cm
↺	DURIS Radoslav	199.6cm
Total		326.0cm

Time remaining: 7 minutes 21 seconds

Time remaining: 10 minutes 49 seconds

Note:
Position and function for each team member:
4 = Fourth, 3 = Third, 2 = Second, 1 = Lead, A = Alternate, S = Skip, V = Vice-Skip

Legend:
↻ Clockwise ↺ Counter-clockwise F Female
LSFE(*) Last Stone First End M Male X Unplayed/unfinished end due to concession

Game Results

Sheet	Team	LSFE	1	2	3	4	5	6	7	8	Extra Ends	Total
A	CHN - China	*	2	0	4	1	1	0	X	X		8
	ITA - Italy		0	1	0	0	0	1	X	X		2

CHN - China		
4 S	WANG Haitao	M
3 V	ZHANG Mingliang	M
2	ZHANG Qiang	M
1	LI Nana	F
A	CHEN Jianxin	M

ITA - Italy		
4 S	MARCHESE Egidio	M
3 V	BICH Fabrizio	M
2	RONZANI Matteo	M
1	MENARDI Angela	F
A	SPELORZI Emanuele	M

Last Stone Draw		Distance
↻	LI Nana	75.1cm
↻	WANG Haitao	68.1cm
Total		143.2cm

Last Stone Draw		Distance
↻	SPELORZI Emanuele	199.6cm
↻	RONZANI Matteo	199.6cm
Total		399.2cm

Time remaining: 15 minutes 3 seconds

Time remaining: 12 minutes 35 seconds

Note:
Position and function for each team member:
4 = Fourth, 3 = Third, 2 = Second, 1 = Lead, A = Alternate, S = Skip, V = Vice-Skip

Legend:
↻ Clockwise ↻ Counter-clockwise F Female
LSFE(*) Last Stone First End M Male X Unplayed/unfinished end due to concession

Game Results

Sheet	Team	LSFE	1	2	3	4	5	6	7	8	Extra Ends	Total
B	SCO - Scotland		0	0	0	1	1	0	0	0		2
	NOR - Norway	*	0	0	1	0	0	2	1	1		5

SCO - Scotland		
4 S	NIBLOE Hugh	M
3	SMITH Gary	M
2 V	McKENZIE Austin	M
1	BUTTERFIELD Jo	F
A	GRAY Keith	M

NOR - Norway		
4 S	STORDAHL Jostein	M
3 V	SKOGSTAD Geir Arne	M
2	SYVERSEN Ole Fredrik	M
1	DJUPSKAAS Ingrid	F
A	SVEBERG Mia Larsen	F

Last Stone Draw		Distance
↻	SMITH Gary	199.6cm
↺	NIBLOE Hugh	37.1cm
Total		236.7cm

Last Stone Draw		Distance
↻	STORDAHL Jostein	101.6cm
↺	DJUPSKAAS Ingrid	54.5cm
Total		156.1cm

Time remaining: 0 minutes 15 seconds

Time-out: End 7

Time remaining: 1 minute 3 seconds

Time-out: End 7

Note:
Position and function for each team member:
4 = Fourth, 3 = Third, 2 = Second, 1 = Lead, A = Alternate, S = Skip, V = Vice-Skip

Legend:
↻ Clockwise ↺ Counter-clockwise F Female
LSFE(*) Last Stone First End M Male

Game Results

Sheet	Team	LSFE	1	2	3	4	5	6	7	8	Extra Ends	Total
C	LAT - Latvia		0	0	0	1	0	1	0	X		2
	SWE - Sweden	*	2	1	1	0	3	0	2	X		9

LAT - Latvia		
4 V	LASMANS Agris	M
3	DJACENKO Sergejs	M
2	ROZKOVA Polina	F
1 S	BRIEDIS Ojars	M
A	MEIJERE Linda	F

SWE - Sweden		
4 S	PETERSSON-DAHL Viljo	M
3	PERSSON Ronny	M
2	JOHANSSON Sabina	F
1 V	ULANDER Kristina	F
A	ANDERSSON Tommy	M

Last Stone Draw		Distance
↻	BRIEDIS Ojars	199.6cm
↻	DJACENKO Sergejs	196.8cm
Total		396.4cm

Last Stone Draw		Distance
↻	PERSSON Ronny	30.8cm
↻	ULANDER Kristina	151.0cm
Total		181.8cm

Time remaining: 10 minutes 41 seconds

Time remaining: 10 minutes 4 seconds

Note:
Position and function for each team member:
4 = Fourth, 3 = Third, 2 = Second, 1 = Lead, A = Alternate, S = Skip, V = Vice-Skip

Legend:
↻ Clockwise ↻ Counter-clockwise F Female
LSFE(*) Last Stone First End M Male X Unplayed/unfinished end due to concession

Game Results

Sheet	Team	LSFE	1	2	3	4	5	6	7	8	Extra Ends	Total
D	JPN - Japan		0	0	0	0	1	1	1	4		7
	ENG - England	*	2	0	1	1	0	0	0	0		4

JPN - Japan		
4 V	TAKAHASHI Hiromi	F
3 S	KASHIWABARA Kazuhiro	M
2	KAGAMI Hiroki	M
1	MATSUDA Kana	F
A	WACHI Hiroshi	M

ENG - England		
4 S	PIMBLETT Stewart	M
3 V	KEAN Jason	M
2	MATTISON Julian	M
1	ASPEY Karen	F
A	GUILD Jean	F

Last Stone Draw		Distance
↻	KAGAMI Hiroki	199.6cm
↻	TAKAHASHI Hiromi	199.6cm
Total		399.2cm

Last Stone Draw		Distance
↻	MATTISON Julian	131.9cm
↻	KEAN Jason	199.6cm
Total		331.5cm

Time remaining: 0 minutes 28 seconds

Time-out: End 8

Time remaining: 0 minutes 28 seconds

Time-out: End 8

Note:
Position and function for each team member:
4 = Fourth, 3 = Third, 2 = Second, 1 = Lead, A = Alternate, S = Skip, V = Vice-Skip

Legend:
↻ Clockwise ↻ Counter-clockwise F Female
LSFE(*) Last Stone First End M Male

Session Results and Standings

Sheet	Team	LSD/LSFE	1	2	3	4	5	6	7	8	Extra Ends	Total
A	KOR - Korea	253.4cm *	2	0	3	1	0	2	2	X		10
	NOR - Norway	254.3cm	0	1	0	0	2	0	0	X		3
B	USA - United States	277.1cm *	0	1	0	0	1	0	1	1		4
	CHN - China	343.8cm	1	0	0	1	0	1	0	0		3
C	ENG - England	367.8cm	0	0	1	0	1	0	0	X		2
	SVK - Slovakia	213.7cm *	2	1	0	2	0	2	3	X		10
D	SWE - Sweden	399.2cm	0	0	2	0	1	0	1	0	1	5
	CAN - Canada	214.5cm *	1	0	0	1	0	1	0	1	0	4

Current Standings

Rank	Team	Games	Wins	Losses	
1	CHN - China	9	7	2	Q
1	KOR - Korea	9	7	2	Q
3	CAN - Canada	9	5	4	
3	NOR - Norway	9	5	4	
3	SCO - Scotland	9	5	4	
3	SWE - Sweden	9	5	4	
7	ENG - England	9	4	5	
7	ITA - Italy	9	4	5	
9	JPN - Japan	9	3	6	
9	LAT - Latvia	9	3	6	
9	SVK - Slovakia	9	3	6	
9	USA - United States	9	3	6	

Note:
Under World Curling rules, tie-breaking rules for standings are not applied until after the last game of the round robin.

Legend:
LSD Last Stone Draw **LSFE(*)** Last Stone First End **Q** Qualified for the play-offs
X Unplayed/unfinished end due to concession

Game Results

Sheet	Team	LSFE	1	2	3	4	5	6	7	8	Extra Ends	Total
A	KOR - Korea	*	2	0	3	1	0	2	2	X		10
	NOR - Norway		0	1	0	0	2	0	0	X		3

KOR - Korea		
4	YANG Huitae	M
3	V NAM Bongkwang	M
2	S LEE Hyeonchul	M
1	YUN Heekyeong	F
A	CHA Jinho	M

NOR - Norway		
4	S STORDAHL Jostein	M
3	V SKOGSTAD Geir Arne	M
2	SYVERSEN Ole Fredrik	M
1	SVEBERG Mia Larsen	F
A	DJUPSKAAS Ingrid	F

Last Stone Draw		Distance
↻	NAM Bongkwang	122.1cm
↻	YANG Huitae	131.3cm
Total		253.4cm

Time remaining: 6 minutes 3 seconds

Last Stone Draw		Distance
↻	SVEBERG Mia Larsen	195.0cm
↻	STORDAHL Jostein	59.3cm
Total		254.3cm

Time remaining: 5 minutes 18 seconds

Note:
Position and function for each team member:
4 = Fourth, 3 = Third, 2 = Second, 1 = Lead, A = Alternate, S = Skip, V = Vice-Skip

Legend:
↻ Clockwise ↻ Counter-clockwise F Female
LSFE(*) Last Stone First End M Male X Unplayed/unfinished end due to concession

Game Results

Sheet	Team	LSFE	1	2	3	4	5	6	7	8	Extra Ends	Total
B	USA - United States	*	0	1	0	0	1	0	1	1		4
	CHN - China		1	0	0	1	0	1	0	0		3

USA - United States		
4 S	EMT Stephen	M
3 V	DWYER Laura	F
2	SADOWSKI Shawn	M
1	URANCHIMEG Batoyun	F
A	THUMS Matthew	M

CHN - China		
4 S	WANG Haitao	M
3 V	CHEN Jianxin	M
2	ZHANG Mingliang	M
1	LI Nana	F
A	ZHANG Qiang	M

Last Stone Draw		Distance
↻	EMT Stephen	139.1cm
↻	DWYER Laura	138.0cm
Total		277.1cm

Last Stone Draw		Distance
↻	LI Nana	199.6cm
↻	WANG Haitao	144.2cm
Total		343.8cm

Time remaining: 6 minutes 16 seconds

Time remaining: 13 minutes 42 seconds

Time-out: End 8

Note:
Position and function for each team member:
4 = Fourth, 3 = Third, 2 = Second, 1 = Lead, A = Alternate, S = Skip, V = Vice-Skip

Legend:
↻ Clockwise ↻ Counter-clockwise F Female
LSFE(*) Last Stone First End M Male

Game Results

Sheet	Team	LSFE	1	2	3	4	5	6	7	8	Extra Ends	Total
C	ENG - England		0	0	1	0	1	0	0	X		2
	SVK - Slovakia	*	2	1	0	2	0	2	3	X		10

ENG - England		
4 S	PIMBLETT Stewart	M
3 V	KEAN Jason	M
2	MATTISON Julian	M
1	ASPEY Karen	F
A	GUILD Jean	F

SVK - Slovakia		
4 V	ZATKO Peter	M
3 S	DURIS Radoslav	M
2	DURCEK Adrian	M
1	KUNKELOVA Monika	F
A	VOROSOVA Betty	F

Last Stone Draw		Distance
↻	KEAN Jason	199.6cm
↻	PIMBLETT Stewart	168.2cm
Total		367.8cm

Last Stone Draw		Distance
↻	KUNKELOVA Monika	60.2cm
↻	DURIS Radoslav	153.5cm
Total		213.7cm

Time remaining: 4 minutes 33 seconds

Time remaining: 6 minutes 3 seconds

Time-out: End 7

Note:
Position and function for each team member:
4 = Fourth, 3 = Third, 2 = Second, 1 = Lead, A = Alternate, S = Skip, V = Vice-Skip

Legend:
↻ Clockwise ↻ Counter-clockwise F Female
LSFE(*) Last Stone First End M Male X Unplayed/unfinished end due to concession

Game Results

Sheet	Team	LSFE	1	2	3	4	5	6	7	8	Extra	Ends	Total
D	SWE - Sweden		0	0	2	0	1	0	1	0	1		5
	CAN - Canada	*	1	0	0	1	0	1	0	1	0		4

SWE - Sweden		
4 S	PETERSSON-DAHL Viljo	M
3	PERSSON Ronny	M
2	JOHANSSON Sabina	F
1 V	ULANDER Kristina	F
A	ANDERSSON Tommy	M

CAN - Canada		
4 V	THURSTON Jon	M
3 S	DASH Gil	M
2	DEAN Douglas	M
1	JOSEPH Collinda	F
A	MOLNAR Chrissy	F

Last Stone Draw		Distance
↻	PETERSSON-DAHL Viljo	199.6cm
↻	JOHANSSON Sabina	199.6cm
Total		399.2cm

Last Stone Draw		Distance
↻	DASH Gil	104.2cm
↻	THURSTON Jon	110.3cm
Total		214.5cm

Time remaining: 7 minutes 59 seconds
1 minute 52 seconds (after extra end)

Time remaining: 3 minutes 8 seconds
0 minutes 33 seconds (after extra end)

Time-out: End 9

Time-out: End 7; End 9

Note:
Position and function for each team member:
4 = Fourth, 3 = Third, 2 = Second, 1 = Lead, A = Alternate, S = Skip, V = Vice-Skip

Legend:
↻ Clockwise ↻ Counter-clockwise F Female
LSFE(*) Last Stone First End M Male

Session Results and Standings

Sheet	Team	LSD/LSFE	1	2	3	4	5	6	7	8	Extra Ends	Total
A	JPN - Japan	258.9cm	0	0	1	0	2	0	2	0		5
	LAT - Latvia	253.6cm *	3	2	0	1	0	0	0	1		7
B	ENG - England	120.3cm *	0	1	0	2	0	0	3	1		7
	SWE - Sweden	382.0cm	3	0	1	0	1	1	0	0		6
C	ITA - Italy	399.2cm	1	1	0	0	3	0	0	2		7
	SCO - Scotland	264.6cm *	0	0	1	1	0	1	1	0		4
D	NOR - Norway	307.8cm	0	0	1	0	0	1	0	X		2
	CHN - China	141.9cm *	1	0	0	1	1	0	2	X		5

Current Standings

Rank	Team	Games	Wins	Losses
1	CHN - China	8	7	1
2	KOR - Korea	8	6	2
3	CAN - Canada	8	5	3
3	NOR - Norway	8	5	3
5	SCO - Scotland	9	5	4
6	ENG - England	8	4	4
6	SWE - Sweden	8	4	4
8	ITA - Italy	9	4	5
9	JPN - Japan	9	3	6
9	LAT - Latvia	9	3	6
11	SVK - Slovakia	8	2	6
11	USA - United States	8	2	6

Note:
 Under World Curling rules, tie-breaking rules for standings are not applied until after the last game of the round robin.

Legend:
LSD Last Stone Draw **LSFE(*)** Last Stone First End **X** Unplayed/unfinished end due to concession

Game Results

Sheet	Team	LSFE	1	2	3	4	5	6	7	8	Extra Ends	Total
A	JPN - Japan		0	0	1	0	2	0	2	0		5
	LAT - Latvia	*	3	2	0	1	0	0	0	1		7

JPN - Japan		
4 V	TAKAHASHI Hiromi	F
3 S	KASHIWABARA Kazuhiro	M
2	KAGAMI Hiroki	M
1	MATSUDA Kana	F
A	WACHI Hiroshi	M

LAT - Latvia		
4 V	LASMANS Agris	M
3	DJACENKO Sergejs	M
2	ROZKOVA Polina	F
1 S	BRIEDIS Ojars	M
A	MEIJERE Linda	F

Last Stone Draw		Distance
↻	MATSUDA Kana	156.7cm
↻	KASHIWABARA Kazuhiro	102.2cm
Total		258.9cm

Last Stone Draw		Distance
↻	DJACENKO Sergejs	54.0cm
↻	BRIEDIS Ojars	199.6cm
Total		253.6cm

Time remaining: 0 minutes 37 seconds

Time-out: End 8

Time remaining: 4 minutes 3 seconds

Time-out: End 8

Note:
Position and function for each team member:
4 = Fourth, 3 = Third, 2 = Second, 1 = Lead, A = Alternate, S = Skip, V = Vice-Skip

Legend:
↻ Clockwise ↻ Counter-clockwise F Female
LSFE(*) Last Stone First End M Male

Game Results

Sheet	Team	LSFE	1	2	3	4	5	6	7	8	Extra Ends	Total
B	ENG - England	*	0	1	0	2	0	0	3	1		7
	SWE - Sweden		3	0	1	0	1	1	0	0		6

ENG - England		
4 S	PIMBLETT Stewart	M
3 V	KEAN Jason	M
2	MATTISON Julian	M
1	ASPEY Karen	F
A	GUILD Jean	F

SWE - Sweden		
4 S	PETERSSON-DAHL Viljo	M
3	PERSSON Ronny	M
2	JOHANSSON Sabina	F
1 V	ULANDER Kristina	F
A	ANDERSSON Tommy	M

Last Stone Draw		Distance
↻	KEAN Jason	94.8cm
↻	MATTISON Julian	25.5cm
Total		120.3cm

Last Stone Draw		Distance
↻	ULANDER Kristina	199.6cm
↻	PERSSON Ronny	182.4cm
Total		382.0cm

Time remaining: 1 minute 27 seconds

Time-out: End 8

Time remaining: 2 minutes 23 seconds

Time-out: End 8

Note:
Position and function for each team member:
4 = Fourth, 3 = Third, 2 = Second, 1 = Lead, A = Alternate, S = Skip, V = Vice-Skip

Legend:
↻ Clockwise ↻ Counter-clockwise F Female
LSFE(*) Last Stone First End M Male

Game Results

Sheet	Team	LSFE	1	2	3	4	5	6	7	8	Extra Ends	Total
C	ITA - Italy		1	1	0	0	3	0	0	2		7
	SCO - Scotland	*	0	0	1	1	0	1	1	0		4

ITA - Italy		
4 S	MARCHESE Egidio	M
3 V	BICH Fabrizio	M
2	RONZANI Matteo	M
1	MENARDI Angela	F
A	SPELORZI Emanuele	M

SCO - Scotland		
4 S	NIBLOE Hugh	M
3	SMITH Gary	M
2 V	McKENZIE Austin	M
1	BUTTERFIELD Jo	F
A	GRAY Keith	M

Last Stone Draw		Distance
↻	BICH Fabrizio	199.6cm
↻	RONZANI Matteo	199.6cm
Total		399.2cm

Last Stone Draw		Distance
↻	BUTTERFIELD Jo	199.6cm
↻	NIBLOE Hugh	65.0cm
Total		264.6cm

Time remaining: 4 minutes 35 seconds

Time-out: End 8

Time remaining: 0 minutes 16 seconds

Time-out: End 8

Note:
Position and function for each team member:
4 = Fourth, 3 = Third, 2 = Second, 1 = Lead, A = Alternate, S = Skip, V = Vice-Skip

Legend:
↻ Clockwise ↻ Counter-clockwise F Female
LSFE(*) Last Stone First End M Male

Game Results

Sheet	Team	LSFE	1	2	3	4	5	6	7	8	Extra Ends	Total
D	NOR - Norway		0	0	1	0	0	1	0	X		2
	CHN - China	*	1	0	0	1	1	0	2	X		5

NOR - Norway		
4 S	STORDAHL Jostein	M
3 V	SKOGSTAD Geir Arne	M
2	SYVERSEN Ole Fredrik	M
1	SVEBERG Mia Larsen	F
A	DJUPSKAAS Ingrid	F

CHN - China		
4 S	WANG Haitao	M
3 V	CHEN Jianxin	M
2	ZHANG Mingliang	M
1	LI Nana	F
A	ZHANG Qiang	M

Last Stone Draw		Distance
↻	STORDAHL Jostein	199.6cm
↺	SVEBERG Mia Larsen	108.2cm
Total		307.8cm

Last Stone Draw		Distance
↻	ZHANG Mingliang	123.5cm
↺	CHEN Jianxin	18.4cm
Total		141.9cm

Time remaining: 7 minutes 36 seconds

Time remaining: 12 minutes 41 seconds

Time-out: End 8

Note:
Position and function for each team member:
4 = Fourth, 3 = Third, 2 = Second, 1 = Lead, A = Alternate, S = Skip, V = Vice-Skip

Legend:
↻ Clockwise ↺ Counter-clockwise F Female
LSFE(*) Last Stone First End M Male X Unplayed/unfinished end due to concession

Session Results and Standings

Sheet	Team	LSD/LSFE	1	2	3	4	5	6	7	8	Extra Ends	Total
A	CAN - Canada	48.2cm *	2	1	0	0	1	2	0	X		6
	SVK - Slovakia	193.6cm	0	0	0	2	0	0	1	X		3
B	ITA - Italy	349.5cm	0	2	0	1	0	1	1	0		5
	JPN - Japan	311.0cm *	1	0	4	0	2	0	0	1		8
C	USA - United States	357.7cm	1	0	0	2	0	0	0	X		3
	KOR - Korea	280.1cm *	0	0	1	0	2	1	1	X		5
D	SCO - Scotland	140.3cm *	2	3	0	0	0	0	4	X		9
	LAT - Latvia	399.2cm	0	0	1	1	1	1	0	X		4

Current Standings

Rank	Team	Games	Wins	Losses
1	CHN - China	7	6	1
2	KOR - Korea	8	6	2
3	NOR - Norway	7	5	2
4	CAN - Canada	8	5	3
4	SCO - Scotland	8	5	3
6	SWE - Sweden	7	4	3
7	ENG - England	7	3	4
8	ITA - Italy	8	3	5
8	JPN - Japan	8	3	5
10	LAT - Latvia	8	2	6
10	SVK - Slovakia	8	2	6
10	USA - United States	8	2	6

Note:
Under World Curling rules, tie-breaking rules for standings are not applied until after the last game of the round robin.

Legend:
LSD Last Stone Draw **LSFE(*)** Last Stone First End **X** Unplayed/unfinished end due to concession

Game Results

Sheet	Team	LSFE	1	2	3	4	5	6	7	8	Extra Ends	Total
A	CAN - Canada	*	2	1	0	0	1	2	0	X		6
	SVK - Slovakia		0	0	0	2	0	0	1	X		3

CAN - Canada		
4 V	THURSTON Jon	M
3 S	DASH Gil	M
2	DEAN Douglas	M
1	JOSEPH Collinda	F
A	MOLNAR Chrissy	F

SVK - Slovakia		
4 V	ZATKO Peter	M
3 S	DURIS Radoslav	M
2	DURCEK Adrian	M
1	KUNKELOVA Monika	F
A	VOROSOVA Betty	F

Last Stone Draw		Distance
↻	THURSTON Jon	14.5cm
↻	DASH Gil	33.7cm
Total		48.2cm

Last Stone Draw		Distance
↻	DURCEK Adrian	145.1cm
↻	ZATKO Peter	48.5cm
Total		193.6cm

Time remaining: 1 minute 46 seconds

Time remaining: 2 minutes 40 seconds

Time-out: End 6

Note:
Position and function for each team member:
4 = Fourth, 3 = Third, 2 = Second, 1 = Lead, A = Alternate, S = Skip, V = Vice-Skip

Legend:
↻ Clockwise ↻ Counter-clockwise F Female
LSFE(*) Last Stone First End M Male X Unplayed/unfinished end due to concession

Game Results

Sheet	Team	LSFE	1	2	3	4	5	6	7	8	Extra Ends	Total
B	ITA - Italy		0	2	0	1	0	1	1	0		5
	JPN - Japan	*	1	0	4	0	2	0	0	1		8

ITA - Italy		
4 S	MARCHESE Egidio	M
3 V	BICH Fabrizio	M
2	RONZANI Matteo	M
1	MENARDI Angela	F
A	SPELORZI Emanuele	M

JPN - Japan		
4 V	TAKAHASHI Hiromi	F
3 S	KASHIWABARA Kazuhiro	M
2	KAGAMI Hiroki	M
1	MATSUDA Kana	F
A	WACHI Hiroshi	M

Last Stone Draw		Distance
↻	MENARDI Angela	149.9cm
↻	MARCHESE Egidio	199.6cm
Total		349.5cm

Last Stone Draw		Distance
↻	TAKAHASHI Hiromi	134.1cm
↻	KAGAMI Hiroki	176.9cm
Total		311.0cm

Time remaining: 8 minutes 42 seconds

Time-out: End 7

Time remaining: 0 minutes 42 seconds

Time-out: End 6

Note:
Position and function for each team member:
4 = Fourth, 3 = Third, 2 = Second, 1 = Lead, A = Alternate, S = Skip, V = Vice-Skip

Legend:
↻ Clockwise ↻ Counter-clockwise F Female
LSFE(*) Last Stone First End M Male

Game Results

Sheet	Team	LSFE	1	2	3	4	5	6	7	8	Extra Ends	Total
C	USA - United States		1	0	0	2	0	0	0	X		3
	KOR - Korea	*	0	0	1	0	2	1	1	X		5

USA - United States		
4 V	THUMS Matthew	M
3 S	EMT Stephen	M
2	SADOWSKI Shawn	M
1	URANCHIMEG Batoyun	F
A	DWYER Laura	F

KOR - Korea		
4	YANG Huitae	M
3 V	NAM Bongkwang	M
2 S	LEE Hyeonchul	M
1	YUN Heekyeong	F
A	CHA Jinho	M

Last Stone Draw		Distance
↻	SADOWSKI Shawn	158.1cm
↻	URANCHIMEG Batoyun	199.6cm
Total		357.7cm

Last Stone Draw		Distance
↻	NAM Bongkwang	103.6cm
↻	LEE Hyeonchul	176.5cm
Total		280.1cm

Time remaining: 2 minutes 13 seconds

Time-out: End 8

Time remaining: 3 minutes 2 seconds

Time-out: End 8

Note:
Position and function for each team member:
4 = Fourth, 3 = Third, 2 = Second, 1 = Lead, A = Alternate, S = Skip, V = Vice-Skip

Legend:
↻ Clockwise ↻ Counter-clockwise F Female
LSFE(*) Last Stone First End M Male X Unplayed/unfinished end due to concession

Game Results

Sheet	Team	LSFE	1	2	3	4	5	6	7	8	Extra Ends	Total
D	SCO - Scotland	*	2	3	0	0	0	0	4	X		9
	LAT - Latvia		0	0	1	1	1	1	0	X		4

SCO - Scotland		
4 S	NIBLOE Hugh	M
3	SMITH Gary	M
2 V	McKENZIE Austin	M
1	BUTTERFIELD Jo	F
A	GRAY Keith	M

LAT - Latvia		
4 V	LASMANS Agris	M
3	DJACENKO Sergejs	M
2	ROZKOVA Polina	F
1 S	BRIEDIS Ojars	M
A	MEIJERE Linda	F

Last Stone Draw		Distance
↻	SMITH Gary	42.5cm
↻	McKENZIE Austin	97.8cm
Total		140.3cm

Last Stone Draw		Distance
↻	ROZKOVA Polina	199.6cm
↻	LASMANS Agris	199.6cm
Total		399.2cm

Time remaining: 4 minutes 36 seconds

Time-out: End 7

Time remaining: 5 minutes 51 seconds

Time-out: End 7

Note:
Position and function for each team member:
4 = Fourth, 3 = Third, 2 = Second, 1 = Lead, A = Alternate, S = Skip, V = Vice-Skip

Legend:
↻ Clockwise ↻ Counter-clockwise F Female
LSFE(*) Last Stone First End M Male X Unplayed/unfinished end due to concession

Session Results and Standings

Sheet	Team	LSD/LSFE	1	2	3	4	5	6	7	8	Extra Ends	Total
A	NOR - Norway	310.6cm *	5	0	1	0	1	1	0	X		8
	JPN - Japan	331.9cm	0	1	0	1	0	0	2	X		4
B	CHN - China	290.0cm	0	2	0	0	0	6	2	X		10
	LAT - Latvia	124.4cm *	1	0	2	1	1	0	0	X		5
C	SCO - Scotland	230.4cm *	2	0	0	2	0	2	0	1		7
	ENG - England	250.2cm	0	1	2	0	1	0	1	0		5
D	ITA - Italy	296.8cm *	0	2	0	1	1	0	1	0		5
	SWE - Sweden	399.2cm	1	0	1	0	0	1	0	3		6

Current Standings

Rank	Team	Games	Wins	Losses
1	CHN - China	7	6	1
2	KOR - Korea	7	5	2
2	NOR - Norway	7	5	2
4	CAN - Canada	7	4	3
4	SCO - Scotland	7	4	3
4	SWE - Sweden	7	4	3
7	ENG - England	7	3	4
7	ITA - Italy	7	3	4
9	JPN - Japan	7	2	5
9	LAT - Latvia	7	2	5
9	SVK - Slovakia	7	2	5
9	USA - United States	7	2	5

Note:
Under World Curling rules, tie-breaking rules for standings are not applied until after the last game of the round robin.

Legend:
LSD Last Stone Draw **LSFE(*)** Last Stone First End **X** Unplayed/unfinished end due to concession

Game Results

Sheet	Team	LSFE	1	2	3	4	5	6	7	8	Extra Ends	Total
A	NOR - Norway	*	5	0	1	0	1	1	0	X		8
	JPN - Japan		0	1	0	1	0	0	2	X		4

NOR - Norway		
4 S	STORDAHL Jostein	M
3 V	SKOGSTAD Geir Arne	M
2	SYVERSEN Ole Fredrik	M
1	SVEBERG Mia Larsen	F
A	DJUPSKAAS Ingrid	F

JPN - Japan		
4 V	TAKAHASHI Hiromi	F
3 S	KASHIWABARA Kazuhiro	M
2	KAGAMI Hiroki	M
1	MATSUDA Kana	F
A	WACHI Hiroshi	M

Last Stone Draw		Distance
↻	SYVERSEN Ole Fredrik	152.1cm
↻	SKOGSTAD Geir Arne	158.5cm
Total		310.6cm

Last Stone Draw		Distance
↻	KASHIWABARA Kazuhiro	199.6cm
↻	MATSUDA Kana	132.3cm
Total		331.9cm

Time remaining: 10 minutes 44 seconds

Time remaining: 2 minutes 11 seconds

Note:
Position and function for each team member:
4 = Fourth, 3 = Third, 2 = Second, 1 = Lead, A = Alternate, S = Skip, V = Vice-Skip

Legend:
↻ Clockwise ↻ Counter-clockwise F Female
LSFE(*) Last Stone First End M Male X Unplayed/unfinished end due to concession

Game Results

Sheet	Team	LSFE	1	2	3	4	5	6	7	8	Extra Ends	Total
B	CHN - China		0	2	0	0	0	6	2	X		10
	LAT - Latvia	*	1	0	2	1	1	0	0	X		5

CHN - China		
4 S	WANG Haitao	M
3 V	CHEN Jianxin	M
2	ZHANG Qiang	M
1	LI Nana	F
A	ZHANG Mingliang	M

LAT - Latvia		
4 V	DJACENKO Sergejs	M
3	ROZKOVA Polina	F
2 S	BRIEDIS Ojars	M
1	MEIJERE Linda	F
A	LASMANS Agris	M

Last Stone Draw		Distance
↻	CHEN Jianxin	90.4cm
↻	ZHANG Qiang	199.6cm
Total		290.0cm

Last Stone Draw		Distance
↻	DJACENKO Sergejs	118.4cm
↻	BRIEDIS Ojars	6.0cm
Total		124.4cm

Time remaining: 9 minutes 2 seconds

Time remaining: 4 minutes 21 seconds

Time-out: End 6

Note:
Position and function for each team member:
4 = Fourth, 3 = Third, 2 = Second, 1 = Lead, A = Alternate, S = Skip, V = Vice-Skip

Legend:
↻ Clockwise ↻ Counter-clockwise F Female
LSFE(*) Last Stone First End M Male X Unplayed/unfinished end due to concession

Game Results

Sheet	Team	LSFE	1	2	3	4	5	6	7	8	Extra Ends	Total
C	SCO - Scotland	*	2	0	0	2	0	2	0	1		7
	ENG - England		0	1	2	0	1	0	1	0		5

SCO - Scotland		
4 S	NIBLOE Hugh	M
3	SMITH Gary	M
2 V	McKENZIE Austin	M
1	BUTTERFIELD Jo	F
A	GRAY Keith	M

ENG - England		
4 S	PIMBLETT Stewart	M
3 V	KEAN Jason	M
2	MATTISON Julian	M
1	ASPEY Karen	F
A	GUILD Jean	F

Last Stone Draw		Distance
↻	NIBLOE Hugh	199.6cm
↺	BUTTERFIELD Jo	30.8cm
Total		230.4cm

Last Stone Draw		Distance
↻	ASPEY Karen	50.6cm
↺	PIMBLETT Stewart	199.6cm
Total		250.2cm

Time remaining: 1 minute 7 seconds

Time-out: End 8

Time remaining: 1 minute 42 seconds

Time-out: End 6

Note:
Position and function for each team member:
4 = Fourth, 3 = Third, 2 = Second, 1 = Lead, A = Alternate, S = Skip, V = Vice-Skip

Legend:
↻ Clockwise ↺ Counter-clockwise F Female
LSFE(*) Last Stone First End M Male

Game Results

Sheet	Team	LSFE	1	2	3	4	5	6	7	8	Extra Ends	Total
D	ITA - Italy	*	0	2	0	1	1	0	1	0		5
	SWE - Sweden		1	0	1	0	0	1	0	3		6

ITA - Italy		
4 S	MARCHESE Egidio	M
3 V	BICH Fabrizio	M
2	RONZANI Matteo	M
1	MENARDI Angela	F
A	SPELORZI Emanuele	M

SWE - Sweden		
4 S	PETERSSON-DAHL Viljo	M
3	PERSSON Ronny	M
2	JOHANSSON Sabina	F
1 V	ULANDER Kristina	F
A	ANDERSSON Tommy	M

Last Stone Draw		Distance
↻	RONZANI Matteo	199.6cm
↺	BICH Fabrizio	97.2cm
Total		296.8cm

Last Stone Draw		Distance
↻	JOHANSSON Sabina	199.6cm
↺	PETERSSON-DAHL Viljo	199.6cm
Total		399.2cm

Time remaining: 7 minutes 52 seconds

Time-out: End 7

Time remaining: 0 minutes 57 seconds

Time-out: End 6

Note:
Position and function for each team member:
4 = Fourth, 3 = Third, 2 = Second, 1 = Lead, A = Alternate, S = Skip, V = Vice-Skip

Legend:
↻ Clockwise ↺ Counter-clockwise F Female
LSFE(*) Last Stone First End M Male

Session Results and Standings

Sheet	Team	LSD/LSFE	1	2	3	4	5	6	7	8	Extra Ends	Total
A	LAT - Latvia	252.8cm *	0	1	0	0	3	0	0	X		4
	KOR - Korea	325.8cm	1	0	4	1	0	3	1	X		10
B	JPN - Japan	222.1cm	1	2	2	1	3	0	0	X		9
	USA - United States	129.2cm *	0	0	0	0	0	3	1	X		4
C	SVK - Slovakia	100.2cm *	2	0	1	0	2	0	0	X		5
	ITA - Italy	268.4cm	0	0	0	5	0	4	5	X		14
D	CAN - Canada	299.7cm	3	0	4	0	1	0	4	X		12
	SCO - Scotland	280.4cm *	0	2	0	2	0	2	0	X		6

Current Standings

Rank	Team	Games	Wins	Losses
1	CHN - China	6	5	1
2	KOR - Korea	7	5	2
3	NOR - Norway	6	4	2
4	CAN - Canada	7	4	3
5	ENG - England	6	3	3
5	ITA - Italy	6	3	3
5	SCO - Scotland	6	3	3
5	SWE - Sweden	6	3	3
9	JPN - Japan	6	2	4
9	LAT - Latvia	6	2	4
11	SVK - Slovakia	7	2	5
11	USA - United States	7	2	5

Note:
Under World Curling rules, tie-breaking rules for standings are not applied until after the last game of the round robin.

Legend:
LSD Last Stone Draw **LSFE(*)** Last Stone First End **X** Unplayed/unfinished end due to concession

Game Results

Sheet	Team	LSFE	1	2	3	4	5	6	7	8	Extra Ends	Total
A	LAT - Latvia	*	0	1	0	0	3	0	0	X		4
	KOR - Korea		1	0	4	1	0	3	1	X		10

LAT - Latvia		
4 V	LASMANS Agris	M
3	DJACENKO Sergejs	M
2 S	BRIEDIS Ojars	M
1	MEIJERE Linda	F
A	ROZKOVA Polina	F

KOR - Korea		
4	YANG Huitae	M
3 V	NAM Bongkwang	M
2 S	LEE Hyeonchul	M
1	YUN Heekyeong	F
A	CHA Jinho	M

Last Stone Draw		Distance
↻	LASMANS Agris	159.3cm
↻	MEIJERE Linda	93.5cm
Total		252.8cm

Time remaining: 4 minutes 43 seconds

Last Stone Draw		Distance
↻	YANG Huitae	126.2cm
↻	YUN Heekyeong	199.6cm
Total		325.8cm

Time remaining: 6 minutes 23 seconds

Time-out: End 7

Note:
Position and function for each team member:
4 = Fourth, 3 = Third, 2 = Second, 1 = Lead, A = Alternate, S = Skip, V = Vice-Skip

Legend:
↻ Clockwise ↻ Counter-clockwise F Female
LSFE(*) Last Stone First End M Male X Unplayed/unfinished end due to concession

Game Results

Sheet	Team	LSFE	1	2	3	4	5	6	7	8	Extra Ends	Total
B	JPN - Japan		1	2	2	1	3	0	0	X		9
	USA - United States	*	0	0	0	0	0	3	1	X		4

JPN - Japan		
4 V	TAKAHASHI Hiromi	F
3 S	KASHIWABARA Kazuhiro	M
2	KAGAMI Hiroki	M
1	MATSUDA Kana	F
A	WACHI Hiroshi	M

USA - United States		
4 S	THUMS Matthew	M
3 V	EMT Stephen	M
2	SADOWSKI Shawn	M
1	DWYER Laura	F
A	URANCHIMEG Batoyun	F

Last Stone Draw		Distance
↻	KAGAMI Hiroki	199.6cm
↻	TAKAHASHI Hiromi	22.5cm
Total		222.1cm

Last Stone Draw		Distance
↻	EMT Stephen	92.8cm
↻	SADOWSKI Shawn	36.4cm
Total		129.2cm

Time remaining: 3 minutes 53 seconds

Time remaining: 4 minutes 15 seconds

Time-out: End 5

Note:
Position and function for each team member:
4 = Fourth, 3 = Third, 2 = Second, 1 = Lead, A = Alternate, S = Skip, V = Vice-Skip

Legend:
↻ Clockwise ↻ Counter-clockwise F Female
LSFE(*) Last Stone First End M Male X Unplayed/unfinished end due to concession

Game Results

Sheet	Team	LSFE	1	2	3	4	5	6	7	8	Extra Ends	Total
C	SVK - Slovakia	*	2	0	1	0	2	0	0	X		5
	ITA - Italy		0	0	0	5	0	4	5	X		14

SVK - Slovakia		
4 V	ZATKO Peter	M
3 S	DURIS Radoslav	M
2	DURCEK Adrian	M
1	KUNKELOVA Monika	F
A	VOROSOVA Betty	F

ITA - Italy		
4 S	MARCHESE Egidio	M
3 V	BICH Fabrizio	M
2	RONZANI Matteo	M
1	MENARDI Angela	F
A	SPELORZI Emanuele	M

Last Stone Draw		Distance
↻	DURIS Radoslav	21.4cm
↻	KUNKELOVA Monika	78.8cm
Total		100.2cm

Last Stone Draw		Distance
↻	BICH Fabrizio	101.5cm
↻	RONZANI Matteo	166.9cm
Total		268.4cm

Time remaining: 6 minutes 36 seconds

Time remaining: 10 minutes 47 seconds

Time-out: End 6

Note:
Position and function for each team member:
4 = Fourth, 3 = Third, 2 = Second, 1 = Lead, A = Alternate, S = Skip, V = Vice-Skip

Legend:
↻ Clockwise ↻ Counter-clockwise F Female
LSFE(*) Last Stone First End M Male X Unplayed/unfinished end due to concession

Game Results

Sheet	Team	LSFE	1	2	3	4	5	6	7	8	Extra Ends	Total
D	CAN - Canada		3	0	4	0	1	0	4	X		12
	SCO - Scotland	*	0	2	0	2	0	2	0	X		6

CAN - Canada		
4 V	THURSTON Jon	M
3 S	DASH Gil	M
2	JOSEPH Collinda	F
1	MOLNAR Chrissy	F
A	DEAN Douglas	M

SCO - Scotland		
4 S	NIBLOE Hugh	M
3	SMITH Gary	M
2 V	McKENZIE Austin	M
1	BUTTERFIELD Jo	F
A	GRAY Keith	M

Last Stone Draw		Distance
↻	DASH Gil	100.1cm
↻	THURSTON Jon	199.6cm
Total		299.7cm

Time remaining: 5 minutes 16 seconds

Last Stone Draw		Distance
↻	McKENZIE Austin	199.6cm
↻	SMITH Gary	80.8cm
Total		280.4cm

Time remaining: 7 minutes 18 seconds

GRAY K replaced McKENZIE A at the beginning of End 4
Revised line-up: (4 S) NIBLOE H, (3 V) SMITH G, (2) GRAY K, (1) BUTTERFIELD J

Note:
Position and function for each team member:
4 = Fourth, 3 = Third, 2 = Second, 1 = Lead, A = Alternate, S = Skip, V = Vice-Skip

Legend:
↻ Clockwise ↻ Counter-clockwise F Female
LSFE(*) Last Stone First End M Male X Unplayed/unfinished end due to concession

Session Results and Standings

Sheet	Team	LSD/LSFE	1	2	3	4	5	6	7	8	Extra Ends	Total
A	CAN - Canada	311.1cm	0	3	0	0	1	0	1	0		5
	ENG - England	258.0cm *	1	0	1	3	0	1	0	4		10
B	SWE - Sweden	229.9cm *	0	0	0	0	1	1	1	1		4
	SVK - Slovakia	391.8cm	1	0	1	1	0	0	0	0		3
C	NOR - Norway	399.2cm	1	3	1	1	1	0	1	X		8
	USA - United States	236.6cm *	0	0	0	0	0	2	0	X		2
D	KOR - Korea	144.3cm *	0	1	0	0	0	1	0	X		2
	CHN - China	381.5cm	2	0	2	0	3	0	4	X		11

Current Standings

Rank	Team	Games	Wins	Losses
1	CHN - China	6	5	1
2	KOR - Korea	6	4	2
2	NOR - Norway	6	4	2
4	SCO - Scotland	5	3	2
5	CAN - Canada	6	3	3
5	ENG - England	6	3	3
5	SWE - Sweden	6	3	3
8	ITA - Italy	5	2	3
8	LAT - Latvia	5	2	3
10	SVK - Slovakia	6	2	4
10	USA - United States	6	2	4
12	JPN - Japan	5	1	4

Note:
Under World Curling rules, tie-breaking rules for standings are not applied until after the last game of the round robin.

Legend:
LSD Last Stone Draw **LSFE(*)** Last Stone First End **X** Unplayed/unfinished end due to concession

Game Results

Sheet	Team	LSFE	1	2	3	4	5	6	7	8	Extra Ends	Total
A	CAN - Canada		0	3	0	0	1	0	1	0		5
	ENG - England	*	1	0	1	3	0	1	0	4		10

CAN - Canada		
4 V	THURSTON Jon	M
3 S	DASH Gil	M
2	JOSEPH Collinda	F
1	MOLNAR Chrissy	F
A	DEAN Douglas	M

ENG - England		
4 S	PIMBLETT Stewart	M
3 V	KEAN Jason	M
2	MATTISON Julian	M
1	ASPEY Karen	F
A	GUILD Jean	F

Last Stone Draw		Distance
↻	MOLNAR Chrissy	199.6cm
↻	JOSEPH Collinda	111.5cm
Total		311.1cm

Last Stone Draw		Distance
↻	MATTISON Julian	199.6cm
↻	KEAN Jason	58.4cm
Total		258.0cm

Time remaining: 0 minutes 24 seconds

Time-out: End 6

Time remaining: 1 minute 41 seconds

Time-out: End 7

DEAN D replaced MOLNAR C at the beginning of End 5
Revised line-up: (4 V) THURSTON J, (3 S) DASH G, (2) DEAN D, (1) JOSEPH C

Note:
Position and function for each team member:
4 = Fourth, 3 = Third, 2 = Second, 1 = Lead, A = Alternate, S = Skip, V = Vice-Skip

Legend:
↻ Clockwise ↻ Counter-clockwise F Female
LSFE(*) Last Stone First End M Male

Game Results

Sheet	Team	LSFE	1	2	3	4	5	6	7	8	Extra Ends	Total
B	SWE - Sweden	*	0	0	0	0	1	1	1	1		4
	SVK - Slovakia		1	0	1	1	0	0	0	0		3

SWE - Sweden		
4 S	PETERSSON-DAHL Viljo	M
3	PERSSON Ronny	M
2	JOHANSSON Sabina	F
1 V	ULANDER Kristina	F
A	ANDERSSON Tommy	M

SVK - Slovakia		
4 V	ZATKO Peter	M
3 S	DURIS Radoslav	M
2	DURCEK Adrian	M
1	KUNKELOVA Monika	F
A	VOROSOVA Betty	F

Last Stone Draw		Distance
↻	PERSSON Ronny	195.0cm
↺	ULANDER Kristina	34.9cm
Total		229.9cm

Last Stone Draw		Distance
↻	ZATKO Peter	192.2cm
↺	DURCEK Adrian	199.6cm
Total		391.8cm

Time remaining: 1 minute 27 seconds

Time-out: End 8

Time remaining: 3 minutes 6 seconds

Time-out: End 8

Note:
Position and function for each team member:
4 = Fourth, 3 = Third, 2 = Second, 1 = Lead, A = Alternate, S = Skip, V = Vice-Skip

Legend:
↻ Clockwise ↺ Counter-clockwise F Female
LSFE(*) Last Stone First End M Male

Game Results

Sheet	Team	LSFE	1	2	3	4	5	6	7	8	Extra Ends	Total
C	NOR - Norway		1	3	1	1	1	0	1	X		8
	USA - United States	*	0	0	0	0	0	2	0	X		2

NOR - Norway		
4 S	STORDAHL Jostein	M
3 V	SKOGSTAD Geir Arne	M
2	SYVERSEN Ole Fredrik	M
1	SVEBERG Mia Larsen	F
A	DJUPSKAAS Ingrid	F

USA - United States		
4 S	THUMS Matthew	M
3 V	EMT Stephen	M
2	SADOWSKI Shawn	M
1	URANCHIMEG Batoyun	F
A	DWYER Laura	F

Last Stone Draw		Distance
↻	SKOGSTAD Geir Arne	199.6cm
↻	SYVERSEN Ole Fredrik	199.6cm
Total		399.2cm

Last Stone Draw		Distance
↻	THUMS Matthew	70.3cm
↻	EMT Stephen	166.3cm
Total		236.6cm

Time remaining: 10 minutes 40 seconds

Time remaining: 6 minutes 34 seconds

Note:
Position and function for each team member:
4 = Fourth, 3 = Third, 2 = Second, 1 = Lead, A = Alternate, S = Skip, V = Vice-Skip

Legend:
↻ Clockwise ↻ Counter-clockwise F Female
LSFE(*) Last Stone First End M Male X Unplayed/unfinished end due to concession

Game Results

Sheet	Team	LSFE	1	2	3	4	5	6	7	8	Extra Ends	Total
D	KOR - Korea	*	0	1	0	0	0	1	0	X		2
	CHN - China		2	0	2	0	3	0	4	X		11

KOR - Korea		
4	YANG Huitae	M
3	V NAM Bongkwang	M
2	S LEE Hyeonchul	M
1	YUN Heekyeong	F
A	CHA Jinho	M

CHN - China		
4	S WANG Haitao	M
3	V CHEN Jianxin	M
2	ZHANG Mingliang	M
1	LI Nana	F
A	ZHANG Qiang	M

Last Stone Draw		Distance
↻	YANG Huitae	91.2cm
↻	YUN Heekyeong	53.1cm
Total		144.3cm

Last Stone Draw		Distance
↻	LI Nana	181.9cm
↻	WANG Haitao	199.6cm
Total		381.5cm

Time remaining: 8 minutes 23 seconds

Time remaining: 13 minutes 2 seconds

Note:
Position and function for each team member:
4 = Fourth, 3 = Third, 2 = Second, 1 = Lead, A = Alternate, S = Skip, V = Vice-Skip

Legend:
↻ Clockwise ↻ Counter-clockwise F Female
LSFE(*) Last Stone First End M Male X Unplayed/unfinished end due to concession

Session Results and Standings

Sheet	Team	LSD/LSFE	1	2	3	4	5	6	7	8	Extra Ends	Total
A	SWE - Sweden	221.6cm *	3	0	1	0	3	2	0	X		9
	SCO - Scotland	239.3cm	0	1	0	3	0	0	1	X		5
B	NOR - Norway	123.9cm *	1	0	3	0	2	0	0	1		7
	LAT - Latvia	320.4cm	0	4	0	0	0	1	1	0		6
C	JPN - Japan	82.6cm *	1	0	0	1	0	1	0	X		3
	CHN - China	99.0cm	0	0	1	0	2	0	3	X		6
D	ENG - England	380.3cm	0	0	2	0	1	2	0	1		6
	ITA - Italy	334.8cm *	1	1	0	1	0	0	1	0		4

Current Standings

Rank	Team	Games	Wins	Losses
1	CHN - China	5	4	1
1	KOR - Korea	5	4	1
3	CAN - Canada	5	3	2
3	NOR - Norway	5	3	2
3	SCO - Scotland	5	3	2
6	ENG - England	5	2	3
6	ITA - Italy	5	2	3
6	LAT - Latvia	5	2	3
6	SVK - Slovakia	5	2	3
6	SWE - Sweden	5	2	3
6	USA - United States	5	2	3
12	JPN - Japan	5	1	4

Note:
Under World Curling rules, tie-breaking rules for standings are not applied until after the last game of the round robin.

Legend:
LSD Last Stone Draw **LSFE(*)** Last Stone First End **X** Unplayed/unfinished end due to concession

Game Results

Sheet	Team	LSFE	1	2	3	4	5	6	7	8	Extra Ends	Total
A	SWE - Sweden	*	3	0	1	0	3	2	0	X		9
	SCO - Scotland		0	1	0	3	0	0	1	X		5

SWE - Sweden		
4 S	PETERSSON-DAHL Viljo	M
3	PERSSON Ronny	M
2	JOHANSSON Sabina	F
1 V	ULANDER Kristina	F
A	ANDERSSON Tommy	M

SCO - Scotland		
4 S	NIBLOE Hugh	M
3	SMITH Gary	M
2 V	McKENZIE Austin	M
1	BUTTERFIELD Jo	F
A	GRAY Keith	M

Last Stone Draw		Distance
↻	PETERSSON-DAHL Viljo	199.6cm
↻	JOHANSSON Sabina	22.0cm
Total		221.6cm

Last Stone Draw		Distance
↻	BUTTERFIELD Jo	199.6cm
↻	NIBLOE Hugh	39.7cm
Total		239.3cm

Time remaining: 9 minutes 43 seconds

Time remaining: 7 minutes 47 seconds

Note:
Position and function for each team member:
4 = Fourth, 3 = Third, 2 = Second, 1 = Lead, A = Alternate, S = Skip, V = Vice-Skip

Legend:
↻ Clockwise ↻ Counter-clockwise F Female
LSFE(*) Last Stone First End M Male X Unplayed/unfinished end due to concession

Game Results

Sheet	Team	LSFE	1	2	3	4	5	6	7	8	Extra Ends	Total
B	NOR - Norway	*	1	0	3	0	2	0	0	1		7
	LAT - Latvia		0	4	0	0	0	1	1	0		6

NOR - Norway		
4 S	STORDAHL Jostein	M
3 V	SKOGSTAD Geir Arne	M
2	SYVERSEN Ole Fredrik	M
1	DJUPSKAAS Ingrid	F
A	SVEBERG Mia Larsen	F

LAT - Latvia		
4 V	LASMANS Agris	M
3	DJACENKO Sergejs	M
2 S	BRIEDIS Ojars	M
1	MEIJERE Linda	F
A	ROZKOVA Polina	F

Last Stone Draw		Distance
↻	SYVERSEN Ole Fredrik	15.2cm
↻	SKOGSTAD Geir Arne	108.7cm
Total		123.9cm

Last Stone Draw		Distance
↻	BRIEDIS Ojars	120.8cm
↻	DJACENKO Sergejs	199.6cm
Total		320.4cm

Time remaining: 3 minutes 40 seconds

Time remaining: 1 minute 47 seconds

Time-out: End 6

Note:
Position and function for each team member:
4 = Fourth, 3 = Third, 2 = Second, 1 = Lead, A = Alternate, S = Skip, V = Vice-Skip

Legend:
↻ Clockwise ↻ Counter-clockwise F Female
LSFE(*) Last Stone First End M Male

Game Results

Sheet	Team	LSFE	1	2	3	4	5	6	7	8	Extra Ends	Total
C	JPN - Japan	*	1	0	0	1	0	1	0	X		3
	CHN - China		0	0	1	0	2	0	3	X		6

JPN - Japan		
4 V	TAKAHASHI Hiromi	F
3 S	KASHIWABARA Kazuhiro	M
2	WACHI Hiroshi	M
1	MATSUDA Kana	F
A	KAGAMI Hiroki	M

CHN - China		
4 S	WANG Haitao	M
3 V	CHEN Jianxin	M
2	ZHANG Qiang	M
1	LI Nana	F
A	ZHANG Mingliang	M

Last Stone Draw		Distance
↻	MATSUDA Kana	59.2cm
↺	KASHIWABARA Kazuhiro	23.4cm
Total		82.6cm

Last Stone Draw		Distance
↻	WANG Haitao	59.0cm
↺	LI Nana	40.0cm
Total		99.0cm

Time remaining: 4 minutes 21 seconds

Time remaining: 11 minutes 56 seconds

Time-out: End 8

Note:
Position and function for each team member:
4 = Fourth, 3 = Third, 2 = Second, 1 = Lead, A = Alternate, S = Skip, V = Vice-Skip

Legend:
↻ Clockwise ↺ Counter-clockwise F Female
LSFE(*) Last Stone First End M Male X Unplayed/unfinished end due to concession

Game Results

Sheet	Team	LSFE	1	2	3	4	5	6	7	8	Extra Ends	Total
D	ENG - England		0	0	2	0	1	2	0	1		6
	ITA - Italy	*	1	1	0	1	0	0	1	0		4

ENG - England		
4 S	PIMBLETT Stewart	M
3 V	KEAN Jason	M
2	MATTISON Julian	M
1	ASPEY Karen	F
A	GUILD Jean	F

ITA - Italy		
4 S	MARCHESE Egidio	M
3	BICH Fabrizio	M
2 V	SPELORZI Emanuele	M
1	MENARDI Angela	F
A	RONZANI Matteo	M

Last Stone Draw		Distance
↻	PIMBLETT Stewart	199.6cm
↻	ASPEY Karen	180.7cm
Total		380.3cm

Last Stone Draw		Distance
↻	MARCHESE Egidio	199.6cm
↻	SPELORZI Emanuele	135.2cm
Total		334.8cm

Time remaining: 1 minute 24 seconds

Time-out: End 6

Time remaining: 2 minutes 21 seconds

Time-out: End 6

Note:
Position and function for each team member:
4 = Fourth, 3 = Third, 2 = Second, 1 = Lead, A = Alternate, S = Skip, V = Vice-Skip

Legend:
↻ Clockwise ↻ Counter-clockwise F Female
LSFE(*) Last Stone First End M Male

Session Results and Standings

Sheet	Team	LSD/LSFE	1	2	3	4	5	6	7	8	Extra Ends	Total
A	ITA - Italy	297.1cm	1	0	2	0	0	1	4	0		8
	USA - United States	38.1cm *	0	2	0	4	0	0	0	1		7
B	KOR - Korea	222.2cm *	0	0	0	0	1	0	X	X		1
	SCO - Scotland	329.9cm	2	2	0	1	0	2	X	X		7
C	CAN - Canada	117.9cm *	3	0	2	0	1	3	X	X		9
	LAT - Latvia	350.2cm	0	1	0	1	0	0	X	X		2
D	SVK - Slovakia	169.5cm *	0	2	1	0	1	4	4	X		12
	JPN - Japan	227.8cm	2	0	0	1	0	0	0	X		3

Current Standings

Rank	Team	Games	Wins	Losses
1	KOR - Korea	5	4	1
2	CHN - China	4	3	1
2	SCO - Scotland	4	3	1
4	CAN - Canada	5	3	2
5	ITA - Italy	4	2	2
5	LAT - Latvia	4	2	2
5	NOR - Norway	4	2	2
8	SVK - Slovakia	5	2	3
8	USA - United States	5	2	3
10	ENG - England	4	1	3
10	JPN - Japan	4	1	3
10	SWE - Sweden	4	1	3

Note:
 Under World Curling rules, tie-breaking rules for standings are not applied until after the last game of the round robin.

Legend:
LSD Last Stone Draw **LSFE(*)** Last Stone First End **X** Unplayed/unfinished end due to concession

Game Results

Sheet	Team	LSFE	1	2	3	4	5	6	7	8	Extra Ends	Total
A	ITA - Italy		1	0	2	0	0	1	4	0		8
	USA - United States	*	0	2	0	4	0	0	0	1		7

ITA - Italy		
4 S	MARCHESE Egidio	M
3	BICH Fabrizio	M
2 V	SPELORZI Emanuele	M
1	MENARDI Angela	F
A	RONZANI Matteo	M

USA - United States		
4 S	THUMS Matthew	M
3 V	EMT Stephen	M
2	SADOWSKI Shawn	M
1	URANCHIMEG Batoyun	F
A	DWYER Laura	F

Last Stone Draw		Distance
↻	SPELORZI Emanuele	199.6cm
↻	MENARDI Angela	97.5cm
Total		297.1cm

Time remaining: 1 minute 48 seconds
Time-out: End 7

Last Stone Draw		Distance
↻	SADOWSKI Shawn	19.0cm
↻	URANCHIMEG Batoyun	19.1cm
Total		38.1cm

Time remaining: 1 minute 11 seconds
Time-out: End 7

Note:
Position and function for each team member:
4 = Fourth, 3 = Third, 2 = Second, 1 = Lead, A = Alternate, S = Skip, V = Vice-Skip

Legend:
↻ Clockwise ↻ Counter-clockwise F Female
LSFE(*) Last Stone First End M Male

Game Results

Sheet	Team	LSFE	1	2	3	4	5	6	7	8	Extra Ends	Total
B	KOR - Korea	*	0	0	0	0	1	0	X	X		1
	SCO - Scotland		2	2	0	1	0	2	X	X		7

KOR - Korea		
4	YANG Huitae	M
3	V NAM Bongkwang	M
2	S LEE Hyeonchul	M
1	YUN Heekyeong	F
A	CHA Jinho	M

SCO - Scotland		
4	S NIBLOE Hugh	M
3	SMITH Gary	M
2	V McKENZIE Austin	M
1	BUTTERFIELD Jo	F
A	GRAY Keith	M

Last Stone Draw		Distance
↻	YUN Heekyeong	83.1cm
↻	YANG Huitae	139.1cm
Total		222.2cm

Last Stone Draw		Distance
↻	SMITH Gary	153.1cm
↻	McKENZIE Austin	176.8cm
Total		329.9cm

Time remaining: 11 minutes 59 seconds

Time remaining: 12 minutes 2 seconds

CHA J replaced LEE H at the beginning of End 4
Revised line-up: (4 S) YANG H, (3 V) NAM B, (2) CHA J, (1) YUN H

Note:
Position and function for each team member:
4 = Fourth, 3 = Third, 2 = Second, 1 = Lead, A = Alternate, S = Skip, V = Vice-Skip

Legend:
↻ Clockwise ↻ Counter-clockwise F Female
LSFE(*) Last Stone First End M Male X Unplayed/unfinished end due to concession

Game Results

Sheet	Team	LSFE	1	2	3	4	5	6	7	8	Extra Ends	Total
C	CAN - Canada	*	3	0	2	0	1	3	X	X		9
	LAT - Latvia		0	1	0	1	0	0	X	X		2

CAN - Canada		
4 V	THURSTON Jon	M
3 S	DASH Gil	M
2	DEAN Douglas	M
1	JOSEPH Collinda	F
A	MOLNAR Chrissy	F

LAT - Latvia		
4 V	LASMANS Agris	M
3	ROZKOVA Polina	F
2	DJACENKO Sergejs	M
1 S	BRIEDIS Ojars	M
A	MEIJERE Linda	F

Last Stone Draw		Distance
↻	JOSEPH Collinda	73.8cm
↻	DEAN Douglas	44.1cm
Total		117.9cm

Last Stone Draw		Distance
↻	LASMANS Agris	150.6cm
↻	ROZKOVA Polina	199.6cm
Total		350.2cm

Time remaining: 13 minutes 1 second

Time remaining: 18 minutes 11 seconds

Note:
Position and function for each team member:
4 = Fourth, 3 = Third, 2 = Second, 1 = Lead, A = Alternate, S = Skip, V = Vice-Skip

Legend:
↻ Clockwise ↻ Counter-clockwise F Female
LSFE(*) Last Stone First End M Male X Unplayed/unfinished end due to concession

Game Results

Sheet	Team	LSFE	1	2	3	4	5	6	7	8	Extra Ends	Total
D	SVK - Slovakia	*	0	2	1	0	1	4	4	X		12
	JPN - Japan		2	0	0	1	0	0	0	X		3

SVK - Slovakia		
4 V	ZATKO Peter	M
3 S	DURIS Radoslav	M
2	DURCEK Adrian	M
1	KUNKELOVA Monika	F
A	VOROSOVA Betty	F

JPN - Japan		
4 V	TAKAHASHI Hiromi	F
3 S	KASHIWABARA Kazuhiro	M
2	KAGAMI Hiroki	M
1	MATSUDA Kana	F
A	WACHI Hiroshi	M

Last Stone Draw		Distance
↻	KUNKELOVA Monika	111.4cm
↺	DURIS Radoslav	58.1cm
Total		169.5cm

Last Stone Draw		Distance
↻	TAKAHASHI Hiromi	199.6cm
↺	KAGAMI Hiroki	28.2cm
Total		227.8cm

Time remaining: 4 minutes 25 seconds

Time remaining: 2 minutes 24 seconds

Note:
Position and function for each team member:
4 = Fourth, 3 = Third, 2 = Second, 1 = Lead, A = Alternate, S = Skip, V = Vice-Skip

Legend:
↻ Clockwise ↺ Counter-clockwise F Female
LSFE(*) Last Stone First End M Male X Unplayed/unfinished end due to concession

Session Results and Standings

Sheet	Team	LSD/LSFE	1	2	3	4	5	6	7	8	Extra Ends	Total
A	ENG - England	240.4cm *	0	1	0	0	0	0	0	X		1
	CHN - China	247.8cm	0	0	0	1	0	2	3	X		6
B	SVK - Slovakia	236.6cm	0	2	1	0	1	0	0	X		4
	USA - United States	198.0cm *	2	0	0	2	0	2	2	X		8
C	SWE - Sweden	321.8cm	0	1	0	1	0	0	1	2	1	6
	NOR - Norway	263.0cm *	1	0	2	0	1	1	0	0	0	5
D	CAN - Canada	348.1cm	0	0	1	1	0	1	1	0		4
	KOR - Korea	212.9cm *	0	2	0	0	2	0	0	2		6

Current Standings

Rank	Team	Games	Wins	Losses
1	KOR - Korea	4	4	0
2	CHN - China	4	3	1
3	LAT - Latvia	3	2	1
3	SCO - Scotland	3	2	1
5	CAN - Canada	4	2	2
5	NOR - Norway	4	2	2
5	USA - United States	4	2	2
8	ITA - Italy	3	1	2
8	JPN - Japan	3	1	2
10	ENG - England	4	1	3
10	SVK - Slovakia	4	1	3
10	SWE - Sweden	4	1	3

Note:
Under World Curling rules, tie-breaking rules for standings are not applied until after the last game of the round robin.

Legend:
LSD Last Stone Draw **LSFE(*)** Last Stone First End **X** Unplayed/unfinished end due to concession

Game Results

Sheet	Team	LSFE	1	2	3	4	5	6	7	8	Extra Ends	Total
A	ENG - England	*	0	1	0	0	0	0	0	X		1
	CHN - China		0	0	0	1	0	2	3	X		6

ENG - England		
4 S	PIMBLETT Stewart	M
3 V	KEAN Jason	M
2	MATTISON Julian	M
1	ASPEY Karen	F
A	GUILD Jean	F

CHN - China		
4 S	WANG Haitao	M
3 V	ZHANG Mingliang	M
2	ZHANG Qiang	M
1	LI Nana	F
A	CHEN Jianxin	M

Last Stone Draw		Distance
↻	KEAN Jason	93.4cm
↻	MATTISON Julian	147.0cm
Total		240.4cm

Last Stone Draw		Distance
↻	WANG Haitao	199.6cm
↻	LI Nana	48.2cm
Total		247.8cm

Time remaining: 8 minutes 22 seconds

Time remaining: 14 minutes 20 seconds

CHEN J replaced ZHANG Q at the beginning of End 5
Revised line-up: (4 S) WANG H, (3 V) CHEN J, (2) ZHANG M, (1) LI N

Note:
Position and function for each team member:
4 = Fourth, 3 = Third, 2 = Second, 1 = Lead, A = Alternate, S = Skip, V = Vice-Skip

Legend:
↻ Clockwise ↻ Counter-clockwise F Female
LSFE(*) Last Stone First End M Male X Unplayed/unfinished end due to concession

Game Results

Sheet	Team	LSFE	1	2	3	4	5	6	7	8	Extra Ends	Total
B	SVK - Slovakia		0	2	1	0	1	0	0	X		4
	USA - United States	*	2	0	0	2	0	2	2	X		8

SVK - Slovakia		
4 V	ZATKO Peter	M
3 S	DURIS Radoslav	M
2	DURCEK Adrian	M
1	KUNKELOVA Monika	F
A	VOROSOVA Betty	F

USA - United States		
4 S	THUMS Matthew	M
3 V	EMT Stephen	M
2	SADOWSKI Shawn	M
1	URANCHIMEG Batoyun	F
A	DWYER Laura	F

Last Stone Draw		Distance
↻	DURCEK Adrian	199.6cm
↺	ZATKO Peter	37.0cm
Total		236.6cm

Last Stone Draw		Distance
↻	URANCHIMEG Batoyun	75.8cm
↺	EMT Stephen	122.2cm
Total		198.0cm

Time remaining: 3 minutes 28 seconds

Time-out: End 7

Time remaining: 2 minutes 57 seconds

Time-out: End 6

Note:
Position and function for each team member:
4 = Fourth, 3 = Third, 2 = Second, 1 = Lead, A = Alternate, S = Skip, V = Vice-Skip

Legend:
↻ Clockwise ↺ Counter-clockwise F Female
LSFE(*) Last Stone First End M Male X Unplayed/unfinished end due to concession

Game Results

Sheet	Team	LSFE	1	2	3	4	5	6	7	8	Extra Ends	Total
C	SWE - Sweden		0	1	0	1	0	0	1	2	1	6
	NOR - Norway	*	1	0	2	0	1	1	0	0	0	5

SWE - Sweden		
4 S	PETERSSON-DAHL Viljo	M
3	PERSSON Ronny	M
2	JOHANSSON Sabina	F
1 V	ULANDER Kristina	F
A	ANDERSSON Tommy	M

NOR - Norway		
4 S	STORDAHL Jostein	M
3 V	SKOGSTAD Geir Arne	M
2	SYVERSEN Ole Fredrik	M
1	SVEBERG Mia Larsen	F
A	DJUPSKAAS Ingrid	F

Last Stone Draw		Distance
↻	ULANDER Kristina	155.6cm
↻	PERSSON Ronny	166.2cm
Total		321.8cm

Last Stone Draw		Distance
↻	SVEBERG Mia Larsen	199.6cm
↻	STORDAHL Jostein	63.4cm
Total		263.0cm

Time remaining: 3 minutes 37 seconds
2 minutes 9 seconds (after extra end)

Time remaining: 5 minutes 32 seconds
2 minutes 0 seconds (after extra end)

Time-out: End 8; End 9

Time-out: End 7; End 9

Note:
Position and function for each team member:
4 = Fourth, 3 = Third, 2 = Second, 1 = Lead, A = Alternate, S = Skip, V = Vice-Skip

Legend:
↻ Clockwise ↻ Counter-clockwise F Female
LSFE(*) Last Stone First End M Male

Game Results

Sheet	Team	LSFE	1	2	3	4	5	6	7	8	Extra Ends	Total
D	CAN - Canada		0	0	1	1	0	1	1	0		4
	KOR - Korea	*	0	2	0	0	2	0	0	2		6

CAN - Canada		
4 V	THURSTON Jon	M
3 S	DASH Gil	M
2	DEAN Douglas	M
1	JOSEPH Collinda	F
A	MOLNAR Chrissy	F

KOR - Korea		
4	YANG Huitae	M
3 V	NAM Bongkwang	M
2 S	LEE Hyeonchul	M
1	YUN Heekyeong	F
A	CHA Jinho	M

Last Stone Draw		Distance
↻	DEAN Douglas	155.1cm
↻	JOSEPH Collinda	193.0cm
Total		348.1cm

Last Stone Draw		Distance
↻	YUN Heekyeong	199.6cm
↻	YANG Huitae	13.3cm
Total		212.9cm

Time remaining: 0 minutes 10 seconds

Time-out: End 7

Time remaining: 1 minute 14 seconds

Time-out: End 8

Note:
Position and function for each team member:
4 = Fourth, 3 = Third, 2 = Second, 1 = Lead, A = Alternate, S = Skip, V = Vice-Skip

Legend:
↻ Clockwise ↻ Counter-clockwise F Female
LSFE(*) Last Stone First End M Male

Session Results and Standings

Sheet	Team	LSD/LSFE	1	2	3	4	5	6	7	8	Extra Ends	Total
A	USA - United States	227.8cm *	1	1	2	0	0	1	0	0	1	6
	SCO - Scotland	399.2cm	0	0	0	2	1	0	1	1	0	5
B	JPN - Japan	185.3cm *	0	1	0	1	0	0	X	X		2
	CAN - Canada	247.3cm	1	0	2	0	2	3	X	X		8
C	KOR - Korea	197.5cm *	1	0	4	2	0	1	1	X		9
	ITA - Italy	235.5cm	0	1	0	0	2	0	0	X		3
D	LAT - Latvia	223.5cm *	0	1	1	0	0	0	0	X		2
	SVK - Slovakia	259.9cm	2	0	0	1	1	1	2	X		7

Current Standings

Rank	Team	Games	Wins	Losses
1	KOR - Korea	3	3	0
2	CAN - Canada	3	2	1
2	CHN - China	3	2	1
2	LAT - Latvia	3	2	1
2	NOR - Norway	3	2	1
2	SCO - Scotland	3	2	1
7	ENG - England	3	1	2
7	ITA - Italy	3	1	2
7	JPN - Japan	3	1	2
7	SVK - Slovakia	3	1	2
7	USA - United States	3	1	2
12	SWE - Sweden	3	0	3

Note:
Under World Curling rules, tie-breaking rules for standings are not applied until after the last game of the round robin.

Legend:
LSD Last Stone Draw **LSFE(*)** Last Stone First End **X** Unplayed/unfinished end due to concession

Game Results

Sheet	Team	LSFE	1	2	3	4	5	6	7	8	Extra Ends	Total
A	USA - United States	*	1	1	2	0	0	1	0	0	1	6
	SCO - Scotland		0	0	0	2	1	0	1	1	0	5

USA - United States		
4 S	THUMS Matthew	M
3 V	EMT Stephen	M
2	DWYER Laura	F
1	URANCHIMEG Batoyun	F
A	SADOWSKI Shawn	M

SCO - Scotland		
4 S	NIBLOE Hugh	M
3	SMITH Gary	M
2 V	McKENZIE Austin	M
1	BUTTERFIELD Jo	F
A	GRAY Keith	M

Last Stone Draw		Distance
↻	URANCHIMEG Batoyun	199.6cm
↺	THUMS Matthew	28.2cm
Total		227.8cm

Last Stone Draw		Distance
↻	NIBLOE Hugh	199.6cm
↺	BUTTERFIELD Jo	199.6cm
Total		399.2cm

Time remaining: 3 minutes 17 seconds
1 minute 46 seconds (after extra end)

Time remaining: 1 minute 11 seconds
0 minutes 33 seconds (after extra end)

Time-out: End 8; End 9

Time-out: End 7; End 9

Note:
Position and function for each team member:
4 = Fourth, 3 = Third, 2 = Second, 1 = Lead, A = Alternate, S = Skip, V = Vice-Skip

Legend:
↻ Clockwise ↺ Counter-clockwise F Female
LSFE(*) Last Stone First End M Male

Game Results

Sheet	Team	LSFE	1	2	3	4	5	6	7	8	Extra Ends	Total
B	JPN - Japan	*	0	1	0	1	0	0	X	X		2
	CAN - Canada		1	0	2	0	2	3	X	X		8

JPN - Japan		
4 V	TAKAHASHI Hiromi	F
3 S	KASHIWABARA Kazuhiro	M
2	KAGAMI Hiroki	M
1	MATSUDA Kana	F
A	WACHI Hiroshi	M

CAN - Canada		
4 V	THURSTON Jon	M
3 S	DASH Gil	M
2	JOSEPH Collinda	F
1	MOLNAR Chrissy	F
A	DEAN Douglas	M

Last Stone Draw		Distance
↻	KASHIWABARA Kazuhiro	30.9cm
↻	MATSUDA Kana	154.4cm
Total		185.3cm

Time remaining: 4 minutes 56 seconds

Last Stone Draw		Distance
↻	JOSEPH Collinda	161.7cm
↻	MOLNAR Chrissy	85.6cm
Total		247.3cm

Time remaining: 8 minutes 51 seconds

Time-out: End 6

Note:
Position and function for each team member:
4 = Fourth, 3 = Third, 2 = Second, 1 = Lead, A = Alternate, S = Skip, V = Vice-Skip

Legend:
↻ Clockwise ↻ Counter-clockwise F Female
LSFE(*) Last Stone First End M Male X Unplayed/unfinished end due to concession

Game Results

Sheet	Team	LSFE	1	2	3	4	5	6	7	8	Extra Ends	Total
C	KOR - Korea	*	1	0	4	2	0	1	1	X		9
	ITA - Italy		0	1	0	0	2	0	0	X		3

KOR - Korea		
4	YANG Huitae	M
3	V NAM Bongkwang	M
2	S LEE Hyeonchul	M
1	YUN Heekyeong	F
A	CHA Jinho	M

ITA - Italy		
4	S MARCHESE Egidio	M
3	V BICH Fabrizio	M
2	RONZANI Matteo	M
1	MENARDI Angela	F
A	SPELORZI Emanuele	M

Last Stone Draw		Distance
↻	LEE Hyeonchul	101.2cm
↻	NAM Bongkwang	96.3cm
Total		197.5cm

Last Stone Draw		Distance
↻	MARCHESE Egidio	81.1cm
↻	MENARDI Angela	154.4cm
Total		235.5cm

Time remaining: 11 minutes 33 seconds

Time remaining: 14 minutes 49 seconds

Note:
Position and function for each team member:
4 = Fourth, 3 = Third, 2 = Second, 1 = Lead, A = Alternate, S = Skip, V = Vice-Skip

Legend:
↻ Clockwise ↻ Counter-clockwise F Female
LSFE(*) Last Stone First End M Male X Unplayed/unfinished end due to concession

Game Results

Sheet	Team	LSFE	1	2	3	4	5	6	7	8	Extra Ends	Total
D	LAT - Latvia	*	0	1	1	0	0	0	0	X		2
	SVK - Slovakia		2	0	0	1	1	1	2	X		7

LAT - Latvia		
4 V	LASMANS Agris	M
3	DJACENKO Sergejs	M
2 S	BRIEDIS Ojars	M
1	MEIJERE Linda	F
A	ROZKOVA Polina	F

SVK - Slovakia		
4 V	ZATKO Peter	M
3 S	DURIS Radoslav	M
2	DURCEK Adrian	M
1	KUNKELOVA Monika	F
A	VOROSOVA Betty	F

Last Stone Draw		Distance
↻	DJACENKO Sergejs	199.6cm
↺	BRIEDIS Ojars	23.9cm
Total		223.5cm

Last Stone Draw		Distance
↻	KUNKELOVA Monika	60.3cm
↺	DURIS Radoslav	199.6cm
Total		259.9cm

Time remaining: 4 minutes 11 seconds

Time remaining: 7 minutes 12 seconds

Time-out: End 3

ROZKOVA P replaced MEIJERE L at the beginning of End 5

Note:
Position and function for each team member:
4 = Fourth, 3 = Third, 2 = Second, 1 = Lead, A = Alternate, S = Skip, V = Vice-Skip

Legend:
↻ Clockwise ↺ Counter-clockwise F Female
LSFE(*) Last Stone First End M Male X Unplayed/unfinished end due to concession

Session Results and Standings

Sheet	Team	LSD/LSFE	1	2	3	4	5	6	7	8	Extra Ends	Total
A	NOR - Norway	131.7cm *	0	1	1	0	2	0	2	1		7
	CAN - Canada	245.6cm	0	0	0	1	0	3	0	0		4
B	SWE - Sweden	309.3cm	0	0	1	1	0	0	2	0		4
	KOR - Korea	281.0cm *	1	2	0	0	0	1	0	1		5
C	CHN - China	175.2cm *	1	0	0	2	1	0	3	X		7
	SVK - Slovakia	382.6cm	0	1	0	0	0	1	0	X		2
D	USA - United States	280.5cm *	0	1	0	0	0	0	0	X		1
	ENG - England	359.4cm	1	0	2	2	2	2	1	X		10

Current Standings

Rank	Team	Games	Wins	Losses
1	KOR - Korea	2	2	0
1	LAT - Latvia	2	2	0
1	SCO - Scotland	2	2	0
4	CHN - China	3	2	1
4	NOR - Norway	3	2	1
6	CAN - Canada	2	1	1
6	ITA - Italy	2	1	1
6	JPN - Japan	2	1	1
9	ENG - England	3	1	2
10	SVK - Slovakia	2	0	2
10	USA - United States	2	0	2
12	SWE - Sweden	3	0	3

Note:
Under World Curling rules, tie-breaking rules for standings are not applied until after the last game of the round robin.

Legend:
LSD Last Stone Draw **LSFE(*)** Last Stone First End **X** Unplayed/unfinished end due to concession

Game Results

Sheet	Team	LSFE	1	2	3	4	5	6	7	8	Extra Ends	Total
A	NOR - Norway	*	0	1	1	0	2	0	2	1		7
	CAN - Canada		0	0	0	1	0	3	0	0		4

NOR - Norway		
4 S	STORDAHL Jostein	M
3 V	SKOGSTAD Geir Arne	M
2	SYVERSEN Ole Fredrik	M
1	SVEBERG Mia Larsen	F
A	DJUPSKAAS Ingrid	F

CAN - Canada		
4 V	THURSTON Jon	M
3 S	DASH Gil	M
2	DEAN Douglas	M
1	JOSEPH Collinda	F
A	MOLNAR Chrissy	F

Last Stone Draw		Distance
↻	SKOGSTAD Geir Arne	50.5cm
↺	SYVERSEN Ole Fredrik	81.2cm
Total		131.7cm

Last Stone Draw		Distance
↻	THURSTON Jon	46.0cm
↺	DASH Gil	199.6cm
Total		245.6cm

Time remaining: 0 minutes 42 seconds

Time-out: End 7

Time remaining: 0 minutes 9 seconds

Time-out: End 8

Note:
Position and function for each team member:
4 = Fourth, 3 = Third, 2 = Second, 1 = Lead, A = Alternate, S = Skip, V = Vice-Skip

Legend:
↻ Clockwise ↺ Counter-clockwise F Female
LSFE(*) Last Stone First End M Male

Game Results

Sheet	Team	LSFE	1	2	3	4	5	6	7	8	Extra Ends	Total
B	SWE - Sweden		0	0	1	1	0	0	2	0		4
	KOR - Korea	*	1	2	0	0	0	1	0	1		5

SWE - Sweden		
4 S	PETERSSON-DAHL Viljo	M
3	PERSSON Ronny	M
2	JOHANSSON Sabina	F
1 V	ULANDER Kristina	F
A	ANDERSSON Tommy	M

KOR - Korea		
4	YANG Huitae	M
3 V	NAM Bongkwang	M
2 S	LEE Hyeonchul	M
1	YUN Heekyeong	F
A	CHA Jinho	M

Last Stone Draw		Distance
↻	JOHANSSON Sabina	188.5cm
↻	PETERSSON-DAHL Viljo	120.8cm
Total		309.3cm

Last Stone Draw		Distance
↻	NAM Bongkwang	139.9cm
↻	LEE Hyeonchul	141.1cm
Total		281.0cm

Time remaining: 0 minutes 13 seconds

Time-out: End 8

Time remaining: 1 minute 17 seconds

Time-out: End 6

Note:
Position and function for each team member:
4 = Fourth, 3 = Third, 2 = Second, 1 = Lead, A = Alternate, S = Skip, V = Vice-Skip

Legend:
↻ Clockwise ↻ Counter-clockwise F Female
LSFE(*) Last Stone First End M Male

Game Results

Sheet	Team	LSFE	1	2	3	4	5	6	7	8	Extra Ends	Total
C	CHN - China	*	1	0	0	2	1	0	3	X		7
	SVK - Slovakia		0	1	0	0	0	1	0	X		2

CHN - China		
4 S	WANG Haitao	M
3 V	CHEN Jianxin	M
2	ZHANG Mingliang	M
1	LI Nana	F
A	ZHANG Qiang	M

SVK - Slovakia		
4 V	ZATKO Peter	M
3 S	DURIS Radoslav	M
2	DURCEK Adrian	M
1	KUNKELOVA Monika	F
A	VOROSOVA Betty	F

Last Stone Draw		Distance
↻	CHEN Jianxin	75.6cm
↺	ZHANG Mingliang	99.6cm
Total		175.2cm

Last Stone Draw		Distance
↻	ZATKO Peter	183.0cm
↺	DURCEK Adrian	199.6cm
Total		382.6cm

Time remaining: 7 minutes 4 seconds

Time-out: End 7

Time remaining: 8 minutes 4 seconds

Time-out: End 7

Note:
Position and function for each team member:
4 = Fourth, 3 = Third, 2 = Second, 1 = Lead, A = Alternate, S = Skip, V = Vice-Skip

Legend:
↻ Clockwise ↺ Counter-clockwise F Female
LSFE(*) Last Stone First End M Male X Unplayed/unfinished end due to concession

Game Results

Sheet	Team	LSFE	1	2	3	4	5	6	7	8	Extra Ends	Total
D	USA - United States	*	0	1	0	0	0	0	0	X		1
	ENG - England		1	0	2	2	2	2	1	X		10

USA - United States		
4 S	THUMS Matthew	M
3	SADOWSKI Shawn	M
2 V	EMT Stephen	M
1	DWYER Laura	F
A	URANCHIMEG Batoyun	F

ENG - England		
4 S	PIMBLETT Stewart	M
3 V	KEAN Jason	M
2	MATTISON Julian	M
1	ASPEY Karen	F
A	GUILD Jean	F

Last Stone Draw		Distance
↻	EMT Stephen	80.9cm
↻	DWYER Laura	199.6cm
Total		280.5cm

Last Stone Draw		Distance
↻	ASPEY Karen	159.8cm
↻	PIMBLETT Stewart	199.6cm
Total		359.4cm

Time remaining: 6 minutes 40 seconds

Time remaining: 8 minutes 11 seconds

Note:
Position and function for each team member:
4 = Fourth, 3 = Third, 2 = Second, 1 = Lead, A = Alternate, S = Skip, V = Vice-Skip

Legend:
↻ Clockwise ↻ Counter-clockwise F Female
LSFE(*) Last Stone First End M Male X Unplayed/unfinished end due to concession

Session Results and Standings

Sheet	Team	LSD/LSFE	1	2	3	4	5	6	7	8	Extra Ends	Total
B	LAT - Latvia	358.3cm	1	0	3	0	2	0	0	2		8
	ITA - Italy	109.4cm *	0	1	0	2	0	3	1	0		7
C	SCO - Scotland	399.2cm	0	1	1	0	2	2	0	1		7
	JPN - Japan	399.2cm *	1	0	0	3	0	0	1	0		5

Current Standings

Rank	Team	Games	Wins	Losses
1	LAT - Latvia	2	2	0
1	SCO - Scotland	2	2	0
3	CAN - Canada	1	1	0
3	KOR - Korea	1	1	0
5	CHN - China	2	1	1
5	ITA - Italy	2	1	1
5	JPN - Japan	2	1	1
5	NOR - Norway	2	1	1
9	SVK - Slovakia	1	0	1
9	USA - United States	1	0	1
11	ENG - England	2	0	2
11	SWE - Sweden	2	0	2

Note:
Under World Curling rules, tie-breaking rules for standings are not applied until after the last game of the round robin.

Legend:
LSD Last Stone Draw LSFE(*) Last Stone First End

Game Results

Sheet	Team	LSFE	1	2	3	4	5	6	7	8	Extra Ends	Total
B	LAT - Latvia		1	0	3	0	2	0	0	2		8
	ITA - Italy	*	0	1	0	2	0	3	1	0		7

LAT - Latvia		
4 V	LASMANS Agris	M
3	DJACENKO Sergejs	M
2 S	BRIEDIS Ojars	M
1	MEIJERE Linda	F
A	ROZKOVA Polina	F

ITA - Italy		
4 S	MARCHESE Egidio	M
3 V	BICH Fabrizio	M
2	RONZANI Matteo	M
1	MENARDI Angela	F
A	SPELORZI Emanuele	M

Last Stone Draw		Distance
↻	MEIJERE Linda	199.6cm
↻	LASMANS Agris	158.7cm
Total		358.3cm

Last Stone Draw		Distance
↻	RONZANI Matteo	80.2cm
↻	BICH Fabrizio	29.2cm
Total		109.4cm

Time remaining: 1 minute 53 seconds

Time-out: End 8

Time remaining: 4 minutes 19 seconds

Time-out: End 7

Note:
Position and function for each team member:
4 = Fourth, 3 = Third, 2 = Second, 1 = Lead, A = Alternate, S = Skip, V = Vice-Skip

Legend:
↻ Clockwise ↻ Counter-clockwise F Female
LSFE(*) Last Stone First End M Male

Game Results

Sheet	Team	LSFE	1	2	3	4	5	6	7	8	Extra Ends	Total
C	SCO - Scotland		0	1	1	0	2	2	0	1		7
	JPN - Japan	*	1	0	0	3	0	0	1	0		5

SCO - Scotland		
4 S	NIBLOE Hugh	M
3	SMITH Gary	M
2 V	McKENZIE Austin	M
1	BUTTERFIELD Jo	F
A	GRAY Keith	M

JPN - Japan		
4 V	TAKAHASHI Hiromi	F
3 S	KASHIWABARA Kazuhiro	M
2	KAGAMI Hiroki	M
1	MATSUDA Kana	F
A	WACHI Hiroshi	M

Last Stone Draw		Distance
↻	McKENZIE Austin	199.6cm
↻	SMITH Gary	199.6cm
Total		399.2cm

Last Stone Draw		Distance
↻	KAGAMI Hiroki	199.6cm
↻	TAKAHASHI Hiromi	199.6cm
Total		(toss) 399.2cm

Time remaining: 5 minutes 41 seconds

Time-out: End 8

Time remaining: 3 minutes 54 seconds

Time-out: End 8

Note:
Position and function for each team member:
4 = Fourth, 3 = Third, 2 = Second, 1 = Lead, A = Alternate, S = Skip, V = Vice-Skip

Legend:
↻ Clockwise ↻ Counter-clockwise F Female
LSFE(*) Last Stone First End M Male

Session Results and Standings

Sheet	Team	LSD/LSFE	1	2	3	4	5	6	7	8	Extra Ends	Total
A	SVK - Slovakia	81.0cm *	0	0	2	1	0	0	X	X		3
	KOR - Korea	154.7cm	1	1	0	0	4	4	X	X		10
B	ENG - England	221.9cm *	2	2	0	0	1	0	0	1	0	6
	NOR - Norway	399.2cm	0	0	1	1	0	1	3	0	2	8
C	USA - United States	399.2cm	0	0	1	0	3	0	2	0		6
	CAN - Canada	204.4cm *	1	2	0	1	0	3	0	1		8
D	CHN - China	399.2cm	0	0	0	3	2	0	2	X		7
	SWE - Sweden	211.7cm *	0	2	1	0	0	1	0	X		4

Current Standings

Rank	Team	Games	Wins	Losses
1	CAN - Canada	1	1	0
1	ITA - Italy	1	1	0
1	JPN - Japan	1	1	0
1	KOR - Korea	1	1	0
1	LAT - Latvia	1	1	0
1	SCO - Scotland	1	1	0
7	CHN - China	2	1	1
7	NOR - Norway	2	1	1
9	SVK - Slovakia	1	0	1
9	USA - United States	1	0	1
11	ENG - England	2	0	2
11	SWE - Sweden	2	0	2

Note:
 Under World Curling rules, tie-breaking rules for standings are not applied until after the last game of the round robin.

Legend:
LSD Last Stone Draw **LSFE(*)** Last Stone First End **X** Unplayed/unfinished end due to concession

Game Results

Sheet	Team	LSFE	1	2	3	4	5	6	7	8	Extra Ends	Total
A	SVK - Slovakia	*	0	0	2	1	0	0	X	X		3
	KOR - Korea		1	1	0	0	4	4	X	X		10

SVK - Slovakia		
4 V	ZATKO Peter	M
3 S	DURIS Radoslav	M
2	DURCEK Adrian	M
1	KUNKELOVA Monika	F
A	VOROSOVA Betty	F

KOR - Korea		
4	YANG Huitae	M
3 V	NAM Bongkwang	M
2 S	LEE Hyeonchul	M
1	YUN Heekyeong	F
A	CHA Jinho	M

Last Stone Draw		Distance
↻	DURIS Radoslav	39.5cm
↻	KUNKELOVA Monika	41.5cm
Total		81.0cm

Last Stone Draw		Distance
↻	LEE Hyeonchul	52.6cm
↻	NAM Bongkwang	102.1cm
Total		154.7cm

Time remaining: 9 minutes 54 seconds

Time remaining: 10 minutes 3 seconds

Note:
Position and function for each team member:
4 = Fourth, 3 = Third, 2 = Second, 1 = Lead, A = Alternate, S = Skip, V = Vice-Skip

Legend:
↻ Clockwise ↻ Counter-clockwise F Female
LSFE(*) Last Stone First End M Male X Unplayed/unfinished end due to concession

Game Results

Sheet	Team	LSFE	1	2	3	4	5	6	7	8	Extra Ends	Total
B	ENG - England	*	2	2	0	0	1	0	0	1	0	6
	NOR - Norway		0	0	1	1	0	1	3	0	2	8

ENG - England		
4 S	PIMBLETT Stewart	M
3 V	KEAN Jason	M
2	MATTISON Julian	M
1	ASPEY Karen	F
A	GUILD Jean	F

NOR - Norway		
4 S	STORDAHL Jostein	M
3 V	SYVERSEN Ole Fredrik	M
2	DJUPSKAAS Ingrid	F
1	SVEBERG Mia Larsen	F
A	SKOGSTAD Geir Arne	M

Last Stone Draw		Distance
↻	MATTISON Julian	199.6cm
↻	KEAN Jason	22.3cm
Total		221.9cm

Last Stone Draw		Distance
↻	STORDAHL Jostein	199.6cm
↻	SVEBERG Mia Larsen	199.6cm
Total		399.2cm

Time remaining: 1 minute 13 seconds
2 minutes 4 seconds (after extra end)

Time-out: End 6

Time remaining: 2 minutes 37 seconds
2 minutes 35 seconds (after extra end)

Time-out: End 7; End 9

Note:
Position and function for each team member:
4 = Fourth, 3 = Third, 2 = Second, 1 = Lead, A = Alternate, S = Skip, V = Vice-Skip

Legend:
↻ Clockwise ↻ Counter-clockwise F Female
LSFE(*) Last Stone First End M Male

Game Results

Sheet	Team	LSFE	1	2	3	4	5	6	7	8	Extra Ends	Total
C	USA - United States		0	0	1	0	3	0	2	0		6
	CAN - Canada	*	1	2	0	1	0	3	0	1		8

USA - United States		
4 S	THUMS Matthew	M
3	SADOWSKI Shawn	M
2 V	EMT Stephen	M
1	URANCHIMEG Batoyun	F
A	DWYER Laura	F

CAN - Canada		
4 V	THURSTON Jon	M
3 S	DASH Gil	M
2	DEAN Douglas	M
1	JOSEPH Collinda	F
A	MOLNAR Chrissy	F

Last Stone Draw		Distance
↻	THUMS Matthew	199.6cm
↻	SADOWSKI Shawn	199.6cm
Total		399.2cm

Last Stone Draw		Distance
↻	THURSTON Jon	4.8cm
↻	DASH Gil	199.6cm
Total		204.4cm

Time remaining: 1 minute 41 seconds

Time-out: End 7

Time remaining: 2 minutes 8 seconds

Time-out: End 6

Note:
Position and function for each team member:
4 = Fourth, 3 = Third, 2 = Second, 1 = Lead, A = Alternate, S = Skip, V = Vice-Skip

Legend:
↻ Clockwise ↻ Counter-clockwise F Female
LSFE(*) Last Stone First End M Male

Game Results

Sheet	Team	LSFE	1	2	3	4	5	6	7	8	Extra Ends	Total
D	CHN - China		0	0	0	3	2	0	2	X		7
	SWE - Sweden	*	0	2	1	0	0	1	0	X		4

CHN - China		
4 S	WANG Haitao	M
3 V	CHEN Jianxin	M
2	ZHANG Mingliang	M
1	LI Nana	F
A	ZHANG Qiang	M

SWE - Sweden		
4 S	PETERSSON-DAHL Viljo	M
3	PERSSON Ronny	M
2	JOHANSSON Sabina	F
1 V	ULANDER Kristina	F
A	ANDERSSON Tommy	M

Last Stone Draw		Distance
↻	CHEN Jianxin	199.6cm
↻	ZHANG Mingliang	199.6cm
Total		399.2cm

Last Stone Draw		Distance
↻	PERSSON Ronny	199.6cm
↻	ULANDER Kristina	12.1cm
Total		211.7cm

Time remaining: 2 minutes 36 seconds

Time remaining: 1 minute 30 seconds

Time-out: End 4

Note:
Position and function for each team member:
4 = Fourth, 3 = Third, 2 = Second, 1 = Lead, A = Alternate, S = Skip, V = Vice-Skip

Legend:
↻ Clockwise ↻ Counter-clockwise F Female
LSFE(*) Last Stone First End M Male X Unplayed/unfinished end due to concession

Session Results and Standings

Sheet	Team	LSD/LSFE	1	2	3	4	5	6	7	8	Extra Ends	Total
A	JPN - Japan	214.8cm *	3	2	0	0	0	0	2	1		8
	SWE - Sweden	320.6cm	0	0	1	2	1	1	0	0		5
B	SCO - Scotland	228.6cm *	1	0	0	0	0	0	1	1		3
	CHN - China	364.2cm	0	0	0	1	0	1	0	0		2
C	LAT - Latvia	257.8cm	0	2	2	1	1	0	0	2		8
	ENG - England	225.0cm *	2	0	0	0	0	1	2	0		5
D	ITA - Italy	348.2cm *	0	2	1	3	0	2	1	0		9
	NOR - Norway	399.2cm	0	0	0	0	5	0	0	1		6

Current Standings

Rank	Team	Games	Wins	Losses
1	ITA - Italy	1	1	0
1	JPN - Japan	1	1	0
1	LAT - Latvia	1	1	0
1	SCO - Scotland	1	1	0
5	CHN - China	1	0	1
5	ENG - England	1	0	1
5	NOR - Norway	1	0	1
5	SWE - Sweden	1	0	1
	CAN - Canada	0		
	KOR - Korea	0		
	SVK - Slovakia	0		
	USA - United States	0		

Note:
Under World Curling rules, tie-breaking rules for standings are not applied until after the last game of the round robin.

Legend:
LSD Last Stone Draw LSFE(*) Last Stone First End

Game Results

Sheet	Team	LSFE	1	2	3	4	5	6	7	8	Extra Ends	Total
A	JPN - Japan	*	3	2	0	0	0	0	2	1		8
	SWE - Sweden		0	0	1	2	1	1	0	0		5

JPN - Japan		
4 V	TAKAHASHI Hiromi	F
3 S	KASHIWABARA Kazuhiro	M
2	KAGAMI Hiroki	M
1	MATSUDA Kana	F
A	WACHI Hiroshi	M

SWE - Sweden		
4 S	PETERSSON-DAHL Viljo	M
3	PERSSON Ronny	M
2	JOHANSSON Sabina	F
1 V	ULANDER Kristina	F
A	ANDERSSON Tommy	M

Last Stone Draw		Distance
↻	MATSUDA Kana	29.7cm
↺	KASHIWABARA Kazuhiro	185.1cm
Total		214.8cm

Last Stone Draw		Distance
↻	PETERSSON-DAHL Viljo	121.0cm
↺	JOHANSSON Sabina	199.6cm
Total		320.6cm

Time remaining: 0 minutes 39 seconds

Time-out: End 7

Time remaining: 0 minutes 39 seconds

Time-out: End 7

Note:
Position and function for each team member:
4 = Fourth, 3 = Third, 2 = Second, 1 = Lead, A = Alternate, S = Skip, V = Vice-Skip

Legend:
↻ Clockwise ↺ Counter-clockwise F Female
LSFE(*) Last Stone First End M Male

Game Results

Sheet	Team	LSFE	1	2	3	4	5	6	7	8	Extra Ends	Total
B	SCO - Scotland	*	1	0	0	0	0	0	1	1		3
	CHN - China		0	0	0	1	0	1	0	0		2

SCO - Scotland		
4 S	NIBLOE Hugh	M
3	SMITH Gary	M
2 V	McKENZIE Austin	M
1	BUTTERFIELD Jo	F
A	GRAY Keith	M

CHN - China		
4 S	WANG Haitao	M
3 V	CHEN Jianxin	M
2	ZHANG Mingliang	M
1	LI Nana	F
A	ZHANG Qiang	M

Last Stone Draw		Distance
↻	BUTTERFIELD Jo	71.0cm
↻	NIBLOE Hugh	157.6cm
Total		228.6cm

Last Stone Draw		Distance
↻	ZHANG Mingliang	164.6cm
↻	CHEN Jianxin	199.6cm
Total		364.2cm

Time remaining: 0 minutes 57 seconds

Time-out: End 6

Time remaining: 4 minutes 11 seconds

Time-out: End 8

Note:
Position and function for each team member:
4 = Fourth, 3 = Third, 2 = Second, 1 = Lead, A = Alternate, S = Skip, V = Vice-Skip

Legend:
↻ Clockwise ↻ Counter-clockwise F Female
LSFE(*) Last Stone First End M Male

Game Results

Sheet	Team	LSFE	1	2	3	4	5	6	7	8	Extra Ends	Total
C	LAT - Latvia		0	2	2	1	1	0	0	2		8
	ENG - England	*	2	0	0	0	0	1	2	0		5

LAT - Latvia		
4 V	LASMANS Agris	M
3	DJACENKO Sergejs	M
2 S	BRIEDIS Ojars	M
1	MEIJERE Linda	F
A	ROZKOVA Polina	F

ENG - England		
4 S	PIMBLETT Stewart	M
3 V	KEAN Jason	M
2	MATTISON Julian	M
1	ASPEY Karen	F
A	GUILD Jean	F

Last Stone Draw		Distance
↻	BRIEDIS Ojars	199.6cm
↻	DJACENKO Sergejs	58.2cm
Total		257.8cm

Last Stone Draw		Distance
↻	PIMBLETT Stewart	25.4cm
↻	ASPEY Karen	199.6cm
Total		225.0cm

Time remaining: 8 minutes 9 seconds

Time-out: End 7

Time remaining: 5 minutes 43 seconds

Time-out: End 8

Note:
Position and function for each team member:
4 = Fourth, 3 = Third, 2 = Second, 1 = Lead, A = Alternate, S = Skip, V = Vice-Skip

Legend:
↻ Clockwise ↻ Counter-clockwise F Female
LSFE(*) Last Stone First End M Male

Game Results

Sheet	Team	LSFE	1	2	3	4	5	6	7	8	Extra Ends	Total
D	ITA - Italy	*	0	2	1	3	0	2	1	0		9
	NOR - Norway		0	0	0	0	5	0	0	1		6

ITA - Italy		
4 S	MARCHESE Egidio	M
3 V	BICH Fabrizio	M
2	RONZANI Matteo	M
1	MENARDI Angela	F
A	SPELORZI Emanuele	M

NOR - Norway		
4 S	SKOGSTAD Geir Arne	M
3 V	STORDAHL Jostein	M
2	DJUPSKAAS Ingrid	F
1	SVEBERG Mia Larsen	F
A	SYVERSEN Ole Fredrik	M

Last Stone Draw		Distance
↻	MENARDI Angela	199.6cm
↻	MARCHESE Egidio	148.6cm
Total		348.2cm

Last Stone Draw		Distance
↻	SVEBERG Mia Larsen	199.6cm
↻	SKOGSTAD Geir Arne	199.6cm
Total		399.2cm

Time remaining: 8 minutes 21 seconds

Time remaining: 6 minutes 47 seconds

Time-out: End 8

Note:
Position and function for each team member:
4 = Fourth, 3 = Third, 2 = Second, 1 = Lead, A = Alternate, S = Skip, V = Vice-Skip

Legend:
↻ Clockwise ↻ Counter-clockwise F Female
LSFE(*) Last Stone First End M Male

Entry List by Event

As of FRI 28 FEB 2025

CAN - Canada			
4 V	THURSTON Jon	M	R
3 S	DASH Gil	M	R
2	DEAN Douglas	M	R
1	JOSEPH Collinda	F	R
A	MOLNAR Chrissy	F	R
C	LIZMORE Mick		
O	PAQUETTE Kyle		
O	PATIENCE Alysia		

CHN - China			
4 S	WANG Haitao	M	L
3 V	CHEN Jianxin	M	L
2	ZHANG Mingliang	M	R
1	LI Nana	F	R
A	ZHANG Qiang	M	R
C	LI Jianrui		
2C	YUE Qingshuang		
T	REN Fang		

ENG - England			
4 S	PIMBLETT Stewart	M	R
3 V	KEAN Jason	M	R
2	MATTISON Julian	M	R
1	ASPEY Karen	F	R
A	GUILD Jean	F	R
C	LENTON Rosemary		
2C	CARSON Luke		
NC	LENTON Tony		

ITA - Italy			
4 S	MARCHESE Egidio	M	R
3 V	BICH Fabrizio	M	R
2	RONZANI Matteo	M	R
1	MENARDI Angela	F	R
A	SPELORZI Emanuele	M	R
C	MAINO Roberto		
O	GIACCHE Barbara		
O	TEPPEX Fabrizio		

JPN - Japan			
4 V	TAKAHASHI Hiromi	F	R
3 S	KASHIWABARA Kazuhiro	M	R
2	KAGAMI Hiroki	M	R
1	MATSUDA Kana	F	R
A	WACHI Hiroshi	M	R
C	MOCHIDA Yasuo		
O	KANEKO Emi		
O	SATO Hiroya		

KOR - Korea			
4 S	LEE Hyeonchul	M	R
3 V	NAM Bongkwang	M	L
2	YANG Huitae	M	R
1	YUN Heekyeong	F	R
A	CHA Jinho	M	R
C	CHO Yanghyun		
T	KANG Nayoung		
O	PARK Kwon-Il		

LAT - Latvia			
4 V	LASMANS Agris	M	R
3	DJACENKO Sergejs	M	R
2 S	BRIEDIS Ojars	M	L
1	MEIJERE Linda	F	R
A	ROZKOVA Polina	F	R
C	JESKE Rihards		
2C	VEIDEMANIS Arnis		
O	LELDE Skela		

NOR - Norway			
4 S	STORDAHL Jostein	M	R
3 V	SKOGSTAD Geir Arne	M	R
2	SYVERSEN Ole Fredrik	M	R
1	SVEBERG Mia Larsen	F	R
A	DJUPSKAAS Ingrid	F	L
C	DAHLMAN Peter (SWE)		
O	-		
O	-		

SCO - Scotland			
4 S	NIBLOE Hugh	M	R
3	SMITH Gary	M	R
2 V	McKENZIE Austin	M	R
1	BUTTERFIELD Jo	F	R
A	GRAY Keith	M	R
C	SWAN Sheila		
2C	RYDER Niall		
O	MORE Craig		

SVK - Slovakia			
4 V	ZATKO Peter	M	R
3 S	DURIS Radoslav	M	R
2	DURCEK Adrian	M	R
1	KUNKELOVA Monika	F	R
A	VOROSOVA Betty	F	R
C	MATULOVA Daniela		
2C	BUBENIK Milan		
O	-		

Entry List by Event

As of FRI 28 FEB 2025

SWE - Sweden			
4 S	PETERSSON-DAHL Viljo	M	R
3	PERSSON Ronny	M	R
2	JOHANSSON Sabina	F	R
1 V	ULANDER Kristina	F	R
A	ANDERSSON Tommy	M	R
C	NARUP Peter		
NC	KREVIAZUK Alison (CAN)		
O	AABERG Anna		

USA - United States			
4 S	THUMS Matthew	M	R
3	SADOWSKI Shawn	M	R
2 V	EMT Stephen	M	R
1	URANCHIMEG Batoyun	F	R
A	DWYER Laura	F	R
C	ANNIS Pete		
2C	MIKESELL Matt		
O	MOORES Clare		

Note:

Position and function for each team member:

4 = Fourth, **3** = Third, **2** = Second, **1** = Lead, **A** = Alternate, **S** = Skip, **V** = Vice-Skip

C = Coach, **2C** = 2nd Team Coach, **NC** = National Coach, **T** = Translator, **O** = Team Official

Legend:

F Female

L Left-handed

M Male

R Right-handed

Competition Officials

As of MON 3 MAR 2025

Function	Name	Organisation
World Curling President:	WELLING Beau	USA - United States
World Curling Head of Competitions:	ROETHLISBERGER Eeva	SUI - Switzerland
World Curling Technical Delegate:	SNITIL Jiri	CZE - Czechia
Chief Umpire:	GOWER Michele	CAN - Canada
Deputy Chief Umpire:	IMLAY David	SCO - Scotland
Game Umpires:	BRODIE Harry	SCO - Scotland
	GENNEMARK Ki	SWE - Sweden
	KIM Se-Mi	KOR - Korea
	MINNS Cheryl	CAN - Canada
	TRAILA Octavia	ROU - Romania
Chief Timer:	KIESCHE Thomas	DEN - Denmark
Deputy Chief Timer:	MATAU Cristian	ROU - Romania
Chief Ice Technician:	ROETHLISBERGER Stefan	SUI - Switzerland
Deputy Chief Ice Technician:	SKAGA Ingvild	NOR - Norway
Chief Classifier:	LEE Young-Hee	KOR - Korea
Classifier Panellist:	CHESI Enrico	ITA - Italy
	PYBUS Helen	SCO - Scotland

Competition Schedule

REVISED
19 FEB 23:43

As of WED 19 FEB 2025

Date	Start Time	Session	Sheet A	Sheet B	Sheet C	Sheet D
SAT 1 MAR	14:30	1	JPN - SWE	SCO - CHN	LAT - ENG	ITA - NOR
	19:30	2	SVK - KOR	ENG - NOR	USA - CAN	CHN - SWE
SUN 2 MAR	9:30	3		LAT - ITA	SCO - JPN	
	14:30	4	NOR - CAN	SWE - KOR	CHN - SVK	USA - ENG
	19:30	5	USA - SCO	JPN - CAN	KOR - ITA	LAT - SVK
MON 3 MAR	9:30	6	ENG - CHN	SVK - USA	SWE - NOR	CAN - KOR
	14:30	7	ITA - USA	KOR - SCO	CAN - LAT	SVK - JPN
	19:30	8	SWE - SCO	NOR - LAT	JPN - CHN	ENG - ITA
TUE 4 MAR	9:30	9	CAN - ENG	SWE - SVK	NOR - USA	KOR - CHN
	14:30	10	LAT - KOR	JPN - USA	SVK - ITA	CAN - SCO
	19:30	11	NOR - JPN	CHN - LAT	SCO - ENG	ITA - SWE
WED 5 MAR	9:30	12	CAN - SVK	ITA - JPN	USA - KOR	SCO - LAT
	14:30	13	JPN - LAT	ENG - SWE	ITA - SCO	NOR - CHN
	19:30	14	KOR - NOR	USA - CHN	ENG - SVK	SWE - CAN
THU 6 MAR	9:30	15	CHN - ITA	SCO - NOR	LAT - SWE	JPN - ENG
	14:30	16	SWE - USA	KOR - ENG	CHN - CAN	NOR - SVK
	19:30	17	SVK - SCO	CAN - ITA	KOR - JPN	LAT - USA
FRI 7 MAR	10:00	Qualification Games				
	18:00	Semi-finals				
SAT 8 MAR	10:00	Bronze Medal Game				
	14:30	Gold Medal Game				

Note:

First named team in each game plays red-handled stones and wears dark coloured upper playing garments. Please check online for more details and the latest updates.

REVISED

Reduced to 4 sheet