



RESULTS BOOK



World Wheelchair

Mixed Doubles

Curling Championship 2025

Stevenston, Scotland

1 - 8 March 2025



Medallists

Medal	Country	Name	Gender
GOLD	JPN - Japan	OGAWA Aki	F
		NAKAJIMA Yoji	M
		IINO Akiko	
SILVER	SCO - Scotland	MCKENNA Charlotte	F
		NIBLOE Hugh	M
		RYDER Niall	
BRONZE	EST - Estonia	RIIDEBACH Katlin	F
		VILLAU Ain	M
		ANDRE Aleksander	

Note:

Team members are identified as follows:

F = Female, **M** = Male

Final Standings

Rank	Team	Players	Position - Function	Gender	Group Rank	DSC
1	JPN - Japan	OGAWA Aki NAKAJIMA Yoji IINO Akiko	F M C			
2	SCO - Scotland	MCKENNA Charlotte NIBLOE Hugh RYDER Niall	F M C			
3	EST - Estonia	RIIDEBACH Katlin VILLAU Ain ANDRE Aleksander	F M C			
4	KOR - Korea	KIM Hyemin JEONG Junho AHN Jaesung	F M C			
5	NOR - Norway	SVEBERG Mia Larsen SKOGSTAD Geir Arne DAHLMAN Peter	F M C			
6	CAN - Canada	FORREST Ina IDESON Mark FERGUSON Dana	F M C			
7	CZE - Czechia	HOMOLOVA Eva MUSILEK Radek NEKOVARIK Vit	F M C			
8	SVK - Slovakia	KUNKELOVA Monika DURIS Radoslav MATULOVA Daniela	F M C			
9	USA - United States	DWYER Laura EMT Stephen ANNIS Pete	F M C		A3	119.21 cm
10	CHN - China	WANG Meng YANG Jinqiao RU Xia	F M C		A4	82.01 cm
11	LAT - Latvia	ROZKOVA Polina LASMANS Agris VEIDEMANIS Arnis	F M C		B4	111.37 cm
12	ENG - England	ASPEY Karen PIMBLETT Stewart LENTON Tony	F M C		C4	132.67 cm
13	HUN - Hungary	SASADI Aniko BARKOCZI Peter ROZGONYI Gergely	F M C		C5	104.94 cm
14	SUI - Switzerland	JAQUEROD Fanny DECORVET Eric MEIENBERG Stefan	F M C		A5	125.49 cm

Final Standings

Rank	Team	Players	Position - Function	Gender	Group Rank	DSC
15	DEN - Denmark	CHRISTIANSEN SCHMIDT Helle OERBAEK Kenneth WIKSTEN Kasper	F M C		B5	126.03 cm
16	ITA - Italy	BERTO Orietta IORIATTI Paolo MAINO Roberto	F M C		B6	120.87 cm
17	FIN - Finland	LAMPINEN Ritva TUOMAALA Harry LILL Erkki	F M C		A6	126.49 cm
18	TUR - Türkiye	BINGOL Zuleyha GULES Mesut TURAN Ahmet Faruk	F M C		C6	132.01 cm
19	POL - Poland	KOZAKIEWICZ Joanna GASIK-DASZKOWSKI Michal FRYNIA Pawel	F M C		B7	98.78 cm
20	BRA - Brazil	MIRANDA Vilma GABRIEL Jeronimo GARCIA Tatiani	F M C		A7	124.57 cm
21	ESP - Spain	NADAL RODRIGUEZ Anna TRAMONT Bertrand FERNANDEZ PICADO Maria	F M C		C7	136.00 cm

Note:

Final standings are based on play-off results and group standings. Losers of the qualification are ranked based on merged group standings. The remaining teams are ranked according to their group rank and the Draw Shot Challenge (DSC).

Team members are identified as follows:

F = Female, **M** = Male, **C** = Coach

Competition Summary

Session	Date	Time	Sheet A	Sheet B	Sheet C	Sheet D
Session 1	TUE 11 MAR	9:00	DEN 5-8 LAT	JPN 6-5 CHN	FIN 6-9 SUI	USA 7-9 NOR
Session 2	TUE 11 MAR	13:00	ESP 9-7 HUN	EST 3-7 CZE	ENG 4-11 SCO	POL 11-10 ITA
Session 3	TUE 11 MAR	16:30	SUI 6-8 JPN	USA 10-2 FIN	NOR 10-3 BRA	KOR 7-6 SVK ^{EE}
Session 4	TUE 11 MAR	20:00	ITA 5-7 CAN	POL 5-11 DEN	LAT 3-8 EST	TUR 2-9 SCO
Session 5	WED 12 MAR	9:30	ENG 4-10 SVK	ESP 2-10 TUR	SUI 3-6 CHN	HUN 2-6 KOR
Session 6	WED 12 MAR	13:00	BRA 3-9 USA	CZE 5-10 CAN	ITA 2-11 LAT	EST 12-7 DEN
Session 7	WED 12 MAR	16:30	FIN 3-7 CHN	HUN 6-8 SVK	TUR 5-9 ENG	NOR 9-8 JPN
Session 8	WED 12 MAR	20:00	SCO 5-10 KOR	DEN 7-5 ITA	EST 3-14 CAN	CZE 9-7 POL ^{EE}
Session 9	THU 13 MAR	9:30	CHN 11-4 NOR	SUI 3-7 USA	BRA 5-6 FIN	SVK 8-6 ESP ^{EE}
Session 10	THU 13 MAR	13:00	LAT 6-8 CZE ^{EE}	TUR 5-9 KOR	SCO 4-8 HUN	ITA 8-6 EST
Session 11	THU 13 MAR	16:30	JPN 11-13 BRA	FIN 3-9 NOR	CAN 11-1 POL	CHN 6-9 USA
Session 12	THU 13 MAR	20:00	HUN 7-4 TUR	SVK 3-6 SCO	DEN 5-6 CZE ^{EE}	ESP 3-10 ENG
Session 13	FRI 14 MAR	9:30	POL 6-8 EST	ENG 8-7 HUN	KOR 9-1 ESP	CAN 9-3 LAT
Session 14	FRI 14 MAR	13:00	NOR 11-4 SUI	CHN 14-1 BRA	CZE 5-9 ITA	JPN 11-3 FIN
Session 15	FRI 14 MAR	16:30	CAN 9-4 DEN	LAT 11-1 POL	SVK 9-5 TUR	
Session 16	FRI 14 MAR	20:00	KOR 11-10 ENG	SCO 9-6 ESP	USA 7-8 JPN	BRA 5-8 SUI
Quarter-finals	SAT 15 MAR	10:00	CAN 6-7 JPN	EST 7-3 NOR	SVK 5-8 KOR	CZE 4-10 SCO
Semi-finals	SAT 15 MAR	17:00		SCO 6-5 KOR		EST 4-9 JPN
Bronze Medal	SUN 16 MAR	10:00			EST 9-5 KOR	
Gold Medal	SUN 16 MAR	14:00			SCO 2-11 JPN	

Standings after Round Robin

Group A

Rank	Team	Games	Wins	Losses	
1	NOR - Norway	6	5	1	Q
2	JPN - Japan	6	4	2	Q w2
3	USA - United States	6	4	2	w1
4	CHN - China	6	4	2	w0
5	SUI - Switzerland	6	2	4	
6	FIN - Finland	6	1	5	w1
7	BRA - Brazil	6	1	5	w0

Group B

Rank	Team	Games	Wins	Losses	
1	CAN - Canada	6	6	0	Q
2	CZE - Czechia	6	4	2	Q
3	EST - Estonia	6	3	3	Q w1
4	LAT - Latvia	6	3	3	w0
5	DEN - Denmark	6	2	4	w1
6	ITA - Italy	6	2	4	w0
7	POL - Poland	6	1	5	

Group C

Rank	Team	Games	Wins	Losses	
1	KOR - Korea	6	6	0	Q
2	SCO - Scotland	6	4	2	Q w1
3	SVK - Slovakia	6	4	2	Q w0
4	ENG - England	6	3	3	
5	HUN - Hungary	6	2	4	
6	TUR - Türkiye	6	1	5	w1
7	ESP - Spain	6	1	5	w0

Session Results and Standings

Sheet	Team	LSD/LSFE	1	2	3	4	5	6	7	8	Extra Ends	Total
C	SCO - Scotland	30.8cm *	0	2	0	0	0	0	X	X		2
	JPN - Japan	181.0cm	1	0	3	1	3	3	X	X		11

Play-offs Bracket

Quarter-finals	Semi-finals	Finals	Final Standings
1 KOR 8 Sheet C 8 SVK 5	KOR 5 Sheet B 4 CZE 4 Sheet D 5 SCO 10	SCO 2 Sheet C 3 CAN 6 Sheet A 6 JPN 7 Sheet D 2 NOR 3 Sheet B 7 EST 7	1 JPN - Japan 2 SCO - Scotland 3 EST - Estonia 4 KOR - Korea 5 NOR - Norway 6 CAN - Canada 7 CZE - Czechia 8 SVK - Slovakia 9 USA - United States 10 CHN - China 11 LAT - Latvia 12 ENG - England 13 HUN - Hungary 14 SUI - Switzerland 15 DEN - Denmark 16 ITA - Italy 17 FIN - Finland 18 TUR - Türkiye 19 POL - Poland 20 BRA - Brazil 21 ESP - Spain
		JPN 9 Sheet D JPN 11 Sheet C KOR 5 Sheet C EST 9	JPN 1st SCO 2nd EST 3rd KOR 4th

Legend:
 Power Play

LSD Last Stone Draw

LSFE(*) Last Stone First End

 Unplayed/unfinished end due to concession

Scoring Analysis

Team	Games	LSFE	Stolen Ends	Last Stone Eff.	Points Scored						Total	Plus / Minus
					0	1	2	3	4	>4		
CAN	For	2	12	59%	0	7	14	1	2	4	66	+38
	Against	5	6		0	17	4	1	0	0	28	
JPN	For	4	20	41%	0	18	12	7	4	0	79	+24
	Against	5	6		0	14	4	6	1	2	55	
CHN	For	6	10	45%	0	11	6	6	2	0	49	+23
	Against	0	7		0	13	5	1	0	0	26	
KOR	For	8	15	35%	0	19	10	6	2	1	70	+21
	Against	1	11		0	17	8	4	1	0	49	
USA	For	3	14	44%	0	16	7	3	0	2	49	+18
	Against	3	2		0	9	5	1	1	1	31	
NOR	For	4	11	40%	0	11	8	5	2	1	55	+12
	Against	3	9		0	11	8	4	1	0	43	
LAT	For	3	11	32%	0	15	5	3	2	0	42	+9
	Against	3	5		0	9	5	3	0	1	33	
SCO	For	4	15	45%	0	16	12	6	1	0	62	+9
	Against	5	11		0	15	7	5	1	1	53	
SVK	For	2	12	37%	0	14	8	2	2	1	49	+7
	Against	5	12		0	19	7	3	0	0	42	
ENG	For	2	8	48%	0	8	7	5	2	0	45	-2
	Against	4	9		0	9	6	6	2	0	47	
EST	For	6	15	27%	0	18	10	6	1	0	60	-2
	Against	3	13		0	16	8	3	4	1	62	
HUN	For	4	7	39%	0	12	6	3	1	0	37	-2
	Against	2	8		0	16	4	1	3	0	39	
CZE	For	3	10	31%	0	16	8	4	0	0	44	-6
	Against	4	11		0	14	8	5	0	1	50	
DEN	For	2	7	29%	0	14	4	3	2	0	39	-6
	Against	4	8		0	11	9	4	1	0	45	
ITA	For	3	7	36%	0	8	7	4	0	1	39	-8
	Against	3	12		0	12	9	3	2	0	47	
SUI	For	3	8	26%	0	13	4	4	0	0	33	-10
	Against	3	10		0	15	5	3	1	1	43	
TUR	For	2	5	22%	0	14	4	3	0	0	31	-14
	Against	4	7		0	10	6	6	0	1	45	
ESP	For	3	5	19%	0	9	4	2	1	0	27	-26
	Against	3	15		0	12	12	3	2	0	53	
BRA	For	2	5	19%	0	13	3	0	0	2	30	-28
	Against	4	14		0	10	8	5	3	1	58	
FIN	For	1	5	12%	0	11	2	1	0	1	23	-28
	Against	5	16		0	14	8	4	1	1	51	

Scoring Analysis

Team	Games	LSFE	Stolen Ends	Last Stone Eff.	Points Scored						Total	Plus / Minus	
					0	1	2	3	4	>4			
POL	6	For	4	3	19%	0	10	2	3	2	0	31	-29
		Against	2	13		0	10	7	6	2	2	60	
Total	71		205			0	273	143	77	26	13	960	

Note:

Stolen ends are the ends won without the last stone advantage.
Last Stone Efficiency: Scoring two or more points with last stone advantage.

Legend:

>4 More than four points scored Eff. Efficiency LSFE Last Stone First End

Summary of Big Ends

Points Scored	By	Against	Session	End	Game Result
6	BRA - Brazil	JPN - Japan	11	5	13 : 11
5	CAN - Canada	LAT - Latvia	13	5	9 : 3
5	CAN - Canada	POL - Poland	11	3	11 : 1
5	CAN - Canada	EST - Estonia	8	7	14 : 3
5	CAN - Canada	CZE - Czechia	6	3	10 : 5
5	USA - United States	BRA - Brazil	6	2	9 : 3
5	USA - United States	FIN - Finland	3	5	10 : 2
5	BRA - Brazil	JPN - Japan	11	7	13 : 11
5	FIN - Finland	SUI - Switzerland	1	5	6 : 9
5	ITA - Italy	POL - Poland	2	4	10 : 11
5	KOR - Korea	SCO - Scotland	8	3	10 : 5
5	NOR - Norway	USA - United States	1	1	9 : 7
5	SVK - Slovakia	TUR - Türkiye	15	5	9 : 5
4	JPN - Japan	EST - Estonia	SF	5	9 : 4
4	JPN - Japan	BRA - Brazil	11	3	11 : 13
4	JPN - Japan	BRA - Brazil	11	2	11 : 13
4	JPN - Japan	NOR - Norway	7	3	8 : 9
4	CAN - Canada	JPN - Japan	QF	3	6 : 7
4	CAN - Canada	EST - Estonia	8	5	14 : 3
4	CHN - China	BRA - Brazil	14	6	14 : 1
4	CHN - China	USA - United States	11	6	6 : 9
4	DEN - Denmark	EST - Estonia	6	5	7 : 12
4	DEN - Denmark	POL - Poland	4	2	11 : 5
4	ENG - England	KOR - Korea	16	8	10 : 11
4	ENG - England	HUN - Hungary	13	8	8 : 7
4	KOR - Korea	ENG - England	16	6	11 : 10
4	KOR - Korea	SCO - Scotland	8	7	10 : 5
4	LAT - Latvia	POL - Poland	15	6	11 : 1
4	LAT - Latvia	ITA - Italy	6	6	11 : 2
4	NOR - Norway	SUI - Switzerland	14	5	11 : 4
4	NOR - Norway	FIN - Finland	11	5	9 : 3
4	POL - Poland	EST - Estonia	13	6	6 : 8
4	POL - Poland	ITA - Italy	2	5	11 : 10
4	SVK - Slovakia	HUN - Hungary	7	3	8 : 6
4	SVK - Slovakia	ENG - England	5	6	10 : 4
4	ESP - Spain	HUN - Hungary	2	2	9 : 7
4	EST - Estonia	DEN - Denmark	6	3	12 : 7
4	HUN - Hungary	ESP - Spain	2	4	7 : 9

Power Play Analysis

Team	Games	Number of Power Plays	Points Scored in Power Play							Total
			<0	0/X	1	2	3	4	>4	
BRA - Brazil	6	6	4	0	1	1	0	0	0	-6
CAN - Canada	7	6	0	0	1	1	0	2	2	21
CHN - China	6	5	0	1	1	0	2	1	0	11
CZE - Czechia	7	6	3	0	1	1	1	0	0	1
DEN - Denmark	6	5	1	0	1	2	0	1	0	8
ENG - England	6	4	3	0	0	0	1	0	0	0
ESP - Spain	6	4	2	1	1	0	0	0	0	-2
EST - Estonia	9	7	2	0	3	1	1	0	0	6
FIN - Finland	6	6	4	0	1	0	1	0	0	-2
HUN - Hungary	6	2	1	0	1	0	0	0	0	-1
ITA - Italy	6	6	1	0	2	2	1	0	0	8
JPN - Japan	9	4	1	1	0	2	0	0	0	3
KOR - Korea	9	6	1	0	3	0	1	1	0	9
LAT - Latvia	6	5	1	0	1	2	0	1	0	8
NOR - Norway	7	3	2	0	0	1	0	0	0	-1
POL - Poland	6	6	3	0	1	2	0	0	0	-2
SCO - Scotland	9	6	2	0	1	2	0	1	0	5
SUI - Switzerland	6	5	4	0	1	0	0	0	0	-5
SVK - Slovakia	7	5	2	0	2	1	0	0	0	0
TUR - Türkiye	6	3	0	0	2	1	0	0	0	4
USA - United States	6	4	0	0	1	1	2	0	0	9
Total	71	104	37	3	25	20	10	7	2	74

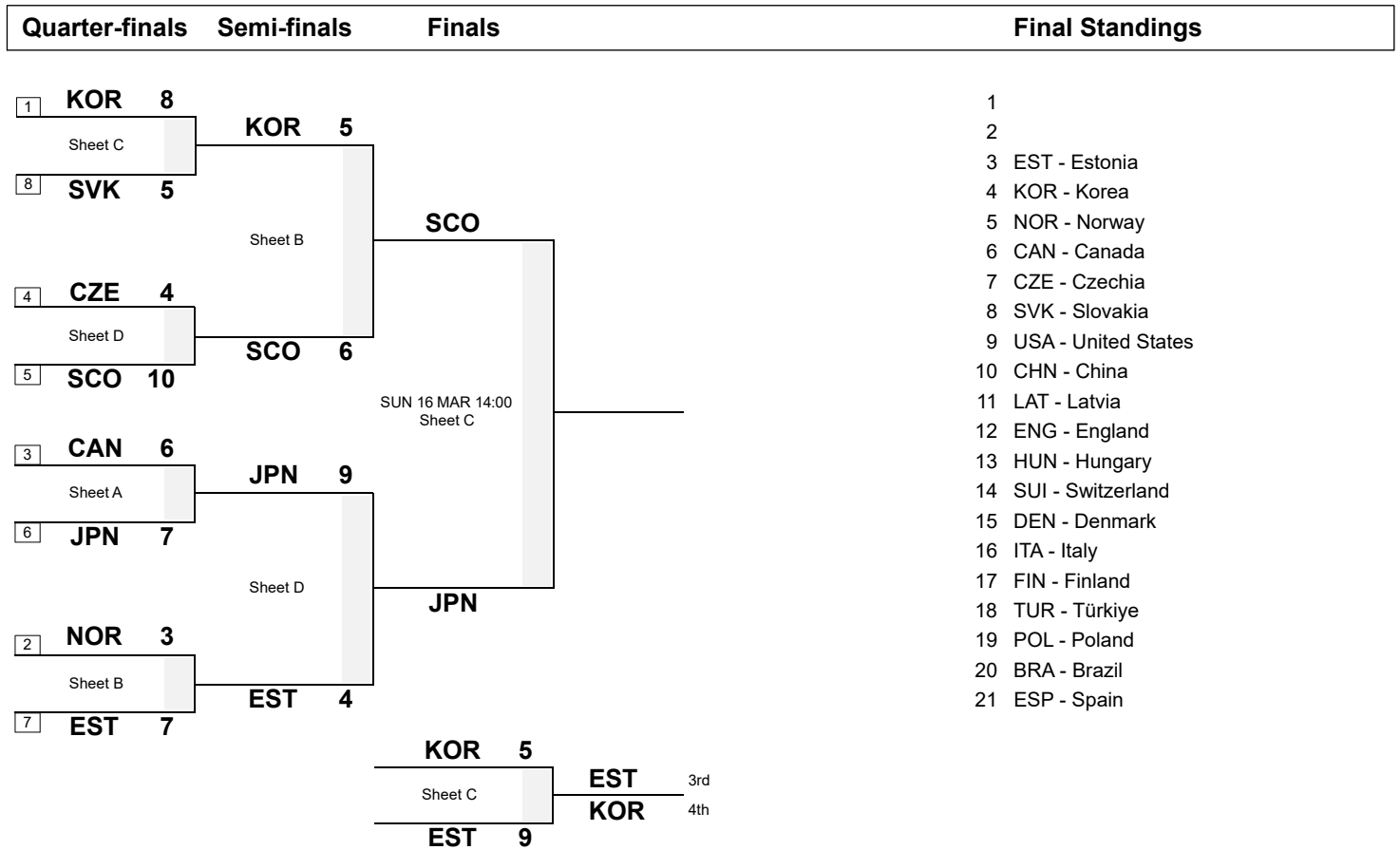
Note:
Power Play can be used once per game by each team and only when the team has the last stone advantage. Power Play cannot be used in extra ends.

Legend:
 <0 Ends scored by the opponent team >4 More than four points scored X Unfinished end due to concession

Session Results and Standings

Sheet	Team	LSD/LSFE	1	2	3	4	5	6	7	8	Extra Ends	Total
C	EST - Estonia	67.7cm *	1	0	2	2	0	3	1	X		9
	KOR - Korea	108.7cm	0	2	0	0	3	0	0	X		5

Play-offs Bracket



Legend:

Power Play

LSD Last Stone Draw

LSFE(*) Last Stone First End

X Unplayed/unfinished end due to concession

Game Results

Sheet	Team	LSFE	1	2	3	4	5	6	7	8	Extra Ends	Total
C	EST - Estonia	*	1	0	2	2	0	3	1	X		9
	KOR - Korea		0	2	0	0	3	0	0	X		5

EST - Estonia	
F	RIIDEBACH Katlin
M	VILLAU Ain

KOR - Korea	
F	KIM Hyemin
M	JEONG Junho

Last Stone Draw	Distance
⌚ VILLAU Ain	37.0cm
⌚ RIIDEBACH Katlin	30.7cm
Total	67.7cm

Last Stone Draw	Distance
⌚ KIM Hyemin	37.3cm
⌚ JEONG Junho	71.4cm
Total	108.7cm

Time remaining: 3 minutes 46 seconds

Time-out: End 6

Power Play: End 6

Time remaining: 1 minute 31 seconds

Time-out: End 8

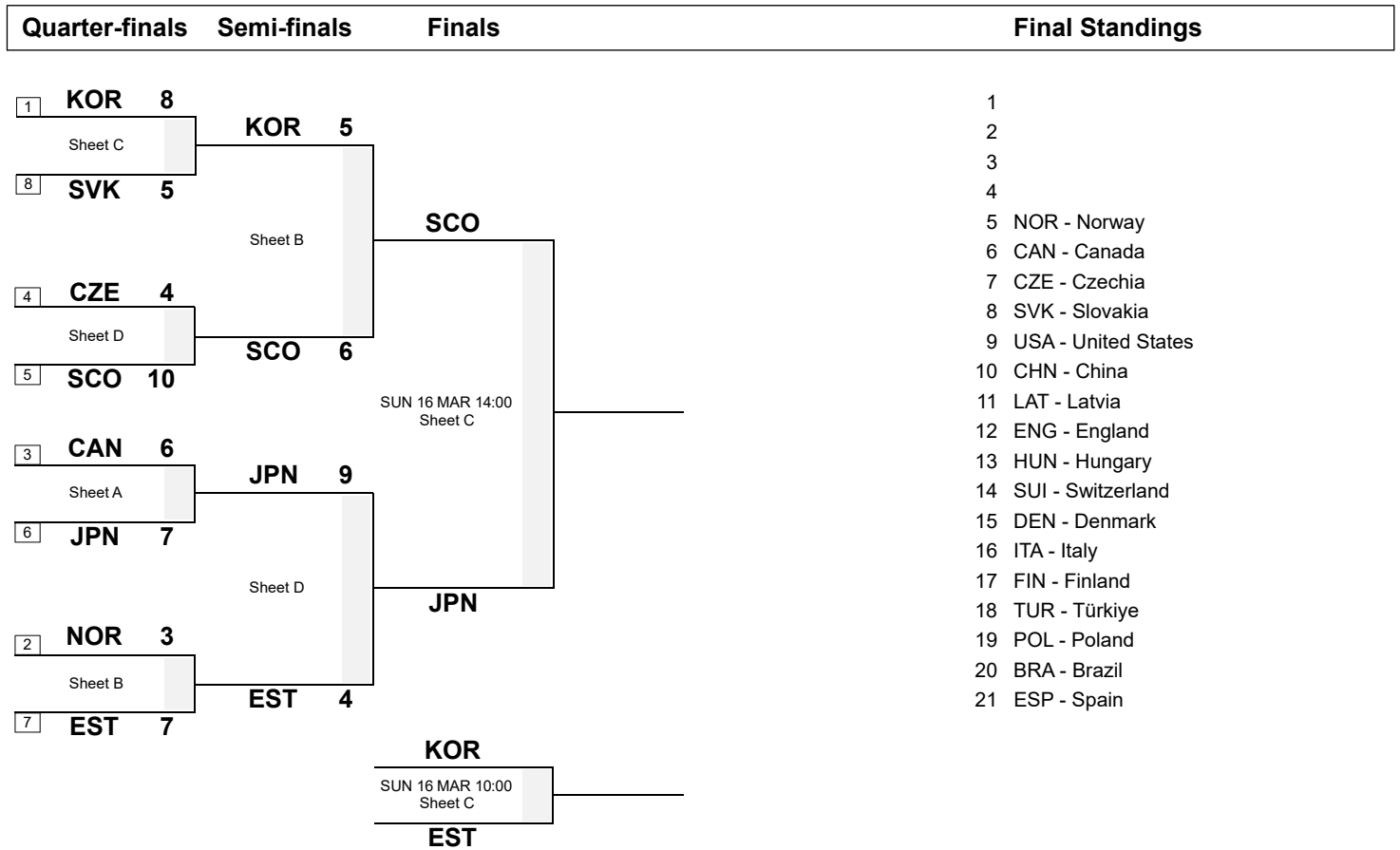
Power Play: End 5

Note:
 Team members are identified as follows:
F = Female, **M** = Male

Legend:
 Power Play ⌚ Clockwise ⌚ Counter-clockwise
LSFE(*) Last Stone First End **X** Unplayed/unfinished end due to concession

Session Results and Standings

Sheet	Team	LSD/LSFE	1	2	3	4	5	6	7	8	Extra Ends	Total
B	SCO - Scotland	312.5cm	0	1	0	0	2	1	0	2		6
	KOR - Korea	233.8cm *	1	0	2	1	0	0	1	0		5
D	EST - Estonia	234.9cm	0	0	3	0	0	0	1	X		4
	JPN - Japan	200.1cm *	1	1	0	2	4	1	0	X		9

Play-offs Bracket

Legend:
 Power Play

LSD Last Stone Draw

LSFE(*) Last Stone First End

 Unplayed/unfinished end due to concession

Game Results

Sheet	Team	LSFE	1	2	3	4	5	6	7	8	Extra Ends	Total
B	SCO - Scotland		0	1	0	0	2	1	0	2		6
	KOR - Korea	*	1	0	2	1	0	0	1	0		5

SCO - Scotland	
F	MCKENNA Charlotte
M	NIBLOE Hugh

KOR - Korea	
F	KIM Hyemin
M	JEONG Junho

Last Stone Draw	Distance
☺ MCKENNA Charlotte	199.6cm
☹ NIBLOE Hugh	112.9cm
Total	312.5cm

Last Stone Draw	Distance
☺ KIM Hyemin	98.5cm
☹ JEONG Junho	135.3cm
Total	233.8cm

Time remaining: 3 minutes 46 seconds

Time-out: End 8

Power Play: End 8

Time remaining: 1 minute 35 seconds

Time-out: End 8

Power Play: End 7

Note:
Team members are identified as follows:
F = Female, M = Male

Legend:
 Power Play ☺ Clockwise ☹ Counter-clockwise
LSFE(*) Last Stone First End

Game Results

Sheet	Team	LSFE	1	2	3	4	5	6	7	8	Extra Ends	Total
D	EST - Estonia		0	0	3	0	0	0	1	X		4
	JPN - Japan	*	1	1	0	2	4	1	0	X		9

EST - Estonia	
F	RIIDEBACH Katlin
M	VILLAU Ain

JPN - Japan	
F	OGAWA Aki
M	NAKAJIMA Yoji

Last Stone Draw	Distance
⌚ VILLAU Ain	35.3cm
⌚ RIIDEBACH Katlin	199.6cm
Total	234.9cm

Last Stone Draw	Distance
⌚ OGAWA Aki	108.3cm
⌚ NAKAJIMA Yoji	91.8cm
Total	200.1cm

Time remaining: 2 minutes 32 seconds

Time-out: End 4

Power Play: End 6

Time remaining: 3 minutes 28 seconds

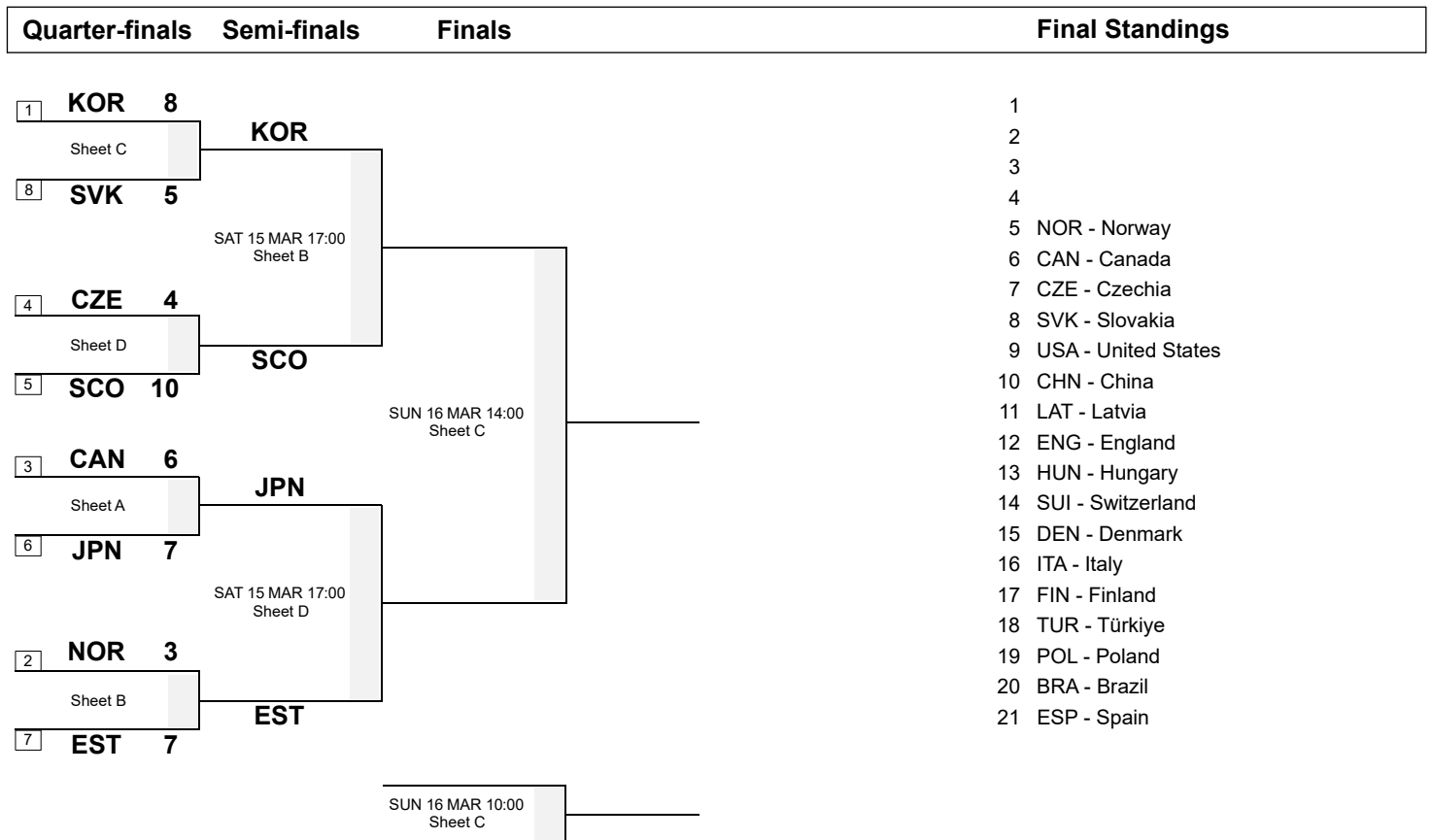
Power Play: End 8

Note:
 Team members are identified as follows:
F = Female, **M** = Male

Legend:
 Power Play ⌚ Clockwise ⌚ Counter-clockwise
LSFE(*) Last Stone First End **X** Unplayed/unfinished end due to concession

Session Results and Standings

Sheet	Team	LSD/LSFE	1	2	3	4	5	6	7	8	Extra Ends	Total
A	CAN - Canada	376.0cm	0	0	4	0	0	1	0	1		6
	JPN - Japan	100.4cm *	1	2	0	1	1	0	2	0		7
B	EST - Estonia	134.0cm *	2	2	0	0	0	1	2	X		7
	NOR - Norway	334.3cm	0	0	1	1	1	0	0	X		3
C	SVK - Slovakia	251.3cm	0	0	2	2	1	0	0	0		5
	KOR - Korea	140.4cm *	1	2	0	0	0	1	3	1		8
D	CZE - Czechia	399.2cm	0	0	2	1	1	0	0	X		4
	SCO - Scotland	275.9cm *	3	2	0	0	0	3	2	X		10

Play-offs Bracket

Legend:
 Power Play

LSD Last Stone Draw

LSFE(*) Last Stone First End

 Unplayed/unfinished end due to concession

Game Results

Sheet	Team	LSFE	1	2	3	4	5	6	7	8	Extra Ends	Total
A	CAN - Canada		0	0	4	0	0	1	0	1		6
	JPN - Japan	*	1	2	0	1	1	0	2	0		7

CAN - Canada	
F	FORREST Ina
M	IDESON Mark

JPN - Japan	
F	OGAWA Aki
M	NAKAJIMA Yoji

Last Stone Draw	Distance
☺ IDESON Mark	176.4cm
☹ FORREST Ina	199.6cm
Total	376.0cm

Last Stone Draw	Distance
☺ OGAWA Aki	65.0cm
☹ NAKAJIMA Yoji	35.4cm
Total	100.4cm

Time remaining: 1 minute 0 seconds

Time-out: End 8

Power Play: End 3

Time remaining: 1 minute 7 seconds

Time-out: End 7

Power Play: End 7

Note:
Team members are identified as follows:
F = Female, M = Male

Legend:
 Power Play ☺ Clockwise ☹ Counter-clockwise
LSFE(*) Last Stone First End

Game Results

Sheet	Team	LSFE	1	2	3	4	5	6	7	8	Extra Ends	Total
B	EST - Estonia	*	2	2	0	0	0	1	2	X		7
	NOR - Norway		0	0	1	1	1	0	0	X		3

EST - Estonia	
F	RIIDEBACH Katlin
M	VILLAU Ain

NOR - Norway	
F	SVEBERG Mia Larsen
M	SKOGSTAD Geir Arne

Last Stone Draw	Distance
⌚ VILLAU Ain	31.1cm
⌚ RIIDEBACH Katlin	102.9cm
Total	134.0cm

Last Stone Draw	Distance
⌚ SVEBERG Mia Larsen	199.6cm
⌚ SKOGSTAD Geir Arne	134.7cm
Total	334.3cm

Time remaining: 1 minute 0 seconds

Power Play: End 6

Time remaining: 2 minutes 17 seconds

Power Play: End 7

Note:
 Team members are identified as follows:
F = Female, **M** = Male

Legend:
 Power Play ⌚ Clockwise ⌚ Counter-clockwise
LSFE(*) Last Stone First End **X** Unplayed/unfinished end due to concession

Game Results

Sheet	Team	LSFE	1	2	3	4	5	6	7	8	Extra Ends	Total
C	SVK - Slovakia		0	0	2	2	1	0	0	0		5
	KOR - Korea	*	1	2	0	0	0	1	3	1		8

SVK - Slovakia	
F	KUNKELOVA Monika
M	DURIS Radoslav

KOR - Korea	
F	KIM Hyemin
M	JEONG Junho

Last Stone Draw	Distance
☺ KUNKELOVA Monika	97.1cm
☹ DURIS Radoslav	154.2cm
Total	251.3cm

Last Stone Draw	Distance
☺ KIM Hyemin	62.5cm
☹ JEONG Junho	77.9cm
Total	140.4cm

Time remaining: 4 minutes 48 seconds

Power Play: End 7

Time remaining: 0 minutes 41 seconds

Time-out: End 8

Power Play: End 6

Note:
 Team members are identified as follows:
F = Female, **M** = Male

Legend:
 Power Play ☺ Clockwise ☹ Counter-clockwise
LSFE(*) Last Stone First End

Game Results

Sheet	Team	LSFE	1	2	3	4	5	6	7	8	Extra Ends	Total
D	CZE - Czechia		0	0	2	1	1	0	0	X		4
	SCO - Scotland	*	3	2	0	0	0	3	2	X		10

CZE - Czechia	
F	HOMOLOVA Eva
M	MUSILEK Radek

SCO - Scotland	
F	MCKENNA Charlotte
M	NIBLOE Hugh

Last Stone Draw	Distance
⌚ MUSILEK Radek	199.6cm
⌚ HOMOLOVA Eva	199.6cm
Total	399.2cm

Time remaining: 5 minutes 43 seconds

Power Play: End 3

Last Stone Draw	Distance
⌚ MCKENNA Charlotte	151.6cm
⌚ NIBLOE Hugh	124.3cm
Total	275.9cm

Time remaining: 5 minutes 50 seconds

Time-out: End 7

Note:
 Team members are identified as follows:
F = Female, **M** = Male

Legend:
 Power Play ⌚ Clockwise ⌚ Counter-clockwise
LSFE(*) Last Stone First End **X** Unplayed/unfinished end due to concession

SPORTS COMMUNICATION

SUMMARY

Team ranking procedure for teams eliminated after Quarterfinal games is determined by the Emergency Rule Approved by the WCF Board in January 2023

DETAILS

The current rule C9 (d) IV states:

In events with Olympic or Paralympic Qualification points where a single loss eliminates a team from the event, teams eliminated during the same session will be ranked as follows:

- If all teams are from the same group, the teams will be ranked in the same individual order as after the round robin.
- If the teams are from different groups, the teams will play one or more ranking games, depending on the number of teams involved, to determine the final ranking.

The Emergency Rule C9 (d) IV was put in place for the 2026 Paralympic Games qualification period determines the final ranking as follows:

If the teams are from different groups, the final ranking will be determined in the same order as the teams were in the merged group ranking after the end of the round robin.

The Emergency Rule document is attached to this Sports Communication.

Issued by: Jiří Snítíl, WWhMDCC Technical Delegate

Date: 14 March 2025

Competition Matrix

Group A

Team	BRA	CHN	FIN	JPN	NOR	SUI	USA
BRA		1 - 14	5 - 6	13 - 11	3 - 10	5 - 8	3 - 9
CHN	14 - 1		7 - 3	5 - 6	11 - 4	6 - 3	6 - 9
FIN	6 - 5	3 - 7		3 - 11	3 - 9	6 - 9	2 - 10
JPN	11 - 13	6 - 5	11 - 3		8 - 9	8 - 6	8 - 7
NOR	10 - 3	4 - 11	9 - 3	9 - 8		11 - 4	9 - 7
SUI	8 - 5	3 - 6	9 - 6	6 - 8	4 - 11		3 - 7
USA	9 - 3	9 - 6	10 - 2	7 - 8	7 - 9	7 - 3	

Standings after Round Robin

Rank	Team	Games	Wins	Losses	
1	NOR - Norway	6	5	1	Q
2	JPN - Japan	6	4	2	Q w2
3	USA - United States	6	4	2	w1
4	CHN - China	6	4	2	w0
5	SUI - Switzerland	6	2	4	
6	FIN - Finland	6	1	5	w1
7	BRA - Brazil	6	1	5	w0

Competition Matrix

Group B

Team	CAN	CZE	DEN	EST	ITA	LAT	POL
CAN		10 - 5	9 - 4	14 - 3	7 - 5	9 - 3	11 - 1
CZE	5 - 10		6 - 5	7 - 3	5 - 9	8 - 6	9 - 7
DEN	4 - 9	5 - 6		7 - 12	7 - 5	5 - 8	11 - 5
EST	3 - 14	3 - 7	12 - 7		6 - 8	8 - 3	8 - 6
ITA	5 - 7	9 - 5	5 - 7	8 - 6		2 - 11	10 - 11
LAT	3 - 9	6 - 8	8 - 5	3 - 8	11 - 2		11 - 1
POL	1 - 11	7 - 9	5 - 11	6 - 8	11 - 10	1 - 11	

Standings after Round Robin

Rank	Team	Games	Wins	Losses		
1	CAN - Canada	6	6	0	Q	
2	CZE - Czechia	6	4	2	Q	
3	EST - Estonia	6	3	3	Q	w1
4	LAT - Latvia	6	3	3		w0
5	DEN - Denmark	6	2	4		w1
6	ITA - Italy	6	2	4		w0
7	POL - Poland	6	1	5		

Competition Matrix

Group C

Team	ENG	ESP	HUN	KOR	SCO	SVK	TUR
ENG		10 - 3	8 - 7	10 - 11	4 - 11	4 - 10	9 - 5
ESP	3 - 10		9 - 7	1 - 9	6 - 9	6 - 8	2 - 10
HUN	7 - 8	7 - 9		2 - 6	8 - 4	6 - 8	7 - 4
KOR	11 - 10	9 - 1	6 - 2		10 - 5	7 - 6	9 - 5
SCO	11 - 4	9 - 6	4 - 8	5 - 10		6 - 3	9 - 2
SVK	10 - 4	8 - 6	8 - 6	6 - 7	3 - 6		9 - 5
TUR	5 - 9	10 - 2	4 - 7	5 - 9	2 - 9	5 - 9	

Standings after Round Robin

Rank	Team	Games	Wins	Losses		
1	KOR - Korea	6	6	0	Q	
2	SCO - Scotland	6	4	2	Q	w1
3	SVK - Slovakia	6	4	2	Q	w0
4	ENG - England	6	3	3		
5	HUN - Hungary	6	2	4		
6	TUR - Türkiye	6	1	5		w1
7	ESP - Spain	6	1	5		w0

Legend:

Q Qualified for the play-offs **wn** Number of wins (n) against tied teams

Draw Shot Challenge by Group

Group A		Stone Rotation	Last Stone Draw in each Round Robin Game						DSC
Rank	Team		1	2	3	4	5	6	
1	CHN - China	↻	92.3	62.0	40.6	185.8	186.2	199.6	82.01cm
		↻	38.1	63.9	109.5	43.0	101.2	83.7	
2	NOR - Norway	↻	92.6	53.8	71.6	199.6	65.8	199.6	89.62cm
		↻	86.8	199.6	43.6	32.7	141.9	107.8	
3	USA - United States	↻	144.6	199.6	160.5	199.6	199.6	23.9	119.21cm
		↻	66.8	199.6	141.1	101.2	124.1	30.7	
4	BRA - Brazil	↻	199.6	64.2	158.9	199.6	199.6	56.1	124.57cm
		↻	199.6	38.6	63.4	119.8	199.6	145.9	
5	SUI - Switzerland	↻	20.8	184.1	199.6	199.6	176.2	76.5	125.49cm
		↻	165.9	199.6	123.6	199.6	77.0	31.6	
6	FIN - Finland	↻	59.4	199.6	107.8	147.1	31.4	53.2	126.49cm
		↻	199.6	199.6	199.6	199.6	199.6	67.6	
7	JPN - Japan	↻	199.6	64.1	199.6	170.8	199.6	180.4	150.75cm
		↻	71.0	199.6	184.3	51.0	187.1	199.6	

Group B		Stone Rotation	Last Stone Draw in each Round Robin Game						DSC
Rank	Team		1	2	3	4	5	6	
1	CAN - Canada	↻	20.2	199.6	199.6	83.9	90.9	199.6	92.42cm
		↻	76.6	7.6	101.3	109.9	34.6	199.6	
2	CZE - Czechia	↻	199.6	155.4	62.8	36.0	132.8	87.7	97.19cm
		↻	126.9	25.5	199.6	45.2	173.1	126.5	
3	POL - Poland	↻	199.6	75.7	70.7	20.0	87.8	199.6	98.78cm
		↻	195.5	54.0	163.5	68.5	52.5	199.6	
4	EST - Estonia	↻	62.0	129.3	83.2	153.0	109.8	199.6	101.50cm
		↻	45.5	199.6	96.6	97.1	122.4	116.1	
5	LAT - Latvia	↻	116.8	62.5	164.6	60.7	199.6	84.9	111.37cm
		↻	36.0	169.3	199.6	63.8	199.6	155.5	
6	ITA - Italy	↻	189.3	199.6	166.4	17.2	125.5	125.9	120.87cm
		↻	199.6	168.5	130.7	48.2	123.9	113.1	
7	DEN - Denmark	↻	55.0	187.5	45.6	108.0	123.9	199.6	126.03cm
		↻	133.8	199.6	199.6	199.6	122.9	84.4	

Draw Shot Challenge by Group

Group C		Stone Rotation	Last Stone Draw in each Round Robin Game						DSC
Rank	Team		1	2	3	4	5	6	
1	KOR - Korea	↻	32.0	42.9	42.7	120.3	24.8	97.7	53.99cm
		↻	83.6	66.4	98.4	32.9	76.1	40.8	
2	HUN - Hungary	↻	102.3	37.1	110.5	149.8	146.0	154.5	104.94cm
		↻	140.3	176.1	75.5	31.2	199.6	102.2	
3	SCO - Scotland	↻	199.6	86.9	194.2	199.6	44.5	199.6	107.99cm
		↻	148.7	71.1	26.9	46.3	74.9	186.8	
4	SVK - Slovakia	↻	199.6	71.8	163.0	156.6	41.0	22.8	116.09cm
		↻	199.6	28.2	168.4	164.7	144.8	199.6	
5	TUR - Türkiye	↻	173.2	88.9	82.6	50.2	184.2	199.6	132.01cm
		↻	199.6	119.7	59.3	192.4	170.0	199.6	
6	ENG - England	↻	96.1	166.5	199.6	199.6	46.8	199.6	132.67cm
		↻	43.9	199.6	199.6	199.6	106.8	68.2	
7	ESP - Spain	↻	199.6	53.1	199.6	182.0	199.6	199.6	136.00cm
		↻	199.6	199.6	45.6	189.1	47.9	43.9	

Note:

The Draw Shot Challenge (DSC) is the average distance of all the individual Last Stone Draws (LSD), which were delivered by a team during the round robin. The two least favourable results will be eliminated before calculating the average distance. The team with the lesser DSC receives the higher ranking. If the DSCs are equal then the team with the best non-equal counting LSD receives the higher ranking. In the case where all counting LSDs are equal, the team ranked higher in the official World Curling World Ranking is ranked higher.

Legend:

↻ Clockwise

↻ Counter-clockwise

DSC Draw Shot Challenge

nnn.n Eliminated Last Stone Draw

Scoring Analysis

Team	Games	LSFE	Stolen Ends	Last Stone Eff.	Points Scored						Total	Plus / Minus
					0	1	2	3	4	>4		
CAN	For	2	12	71%	0	5	14	1	1	4	60	+39
	Against	4	4		0	14	2	1	0	0	21	
CHN	For	6	10	45%	0	11	6	6	2	0	49	+23
	Against	0	7		0	13	5	1	0	0	26	
KOR	For	6	11	41%	0	13	7	4	2	1	52	+23
	Against	0	6		0	12	2	3	1	0	29	
USA	For	3	14	44%	0	16	7	3	0	2	49	+18
	Against	3	2		0	9	5	1	1	1	31	
NOR	For	4	9	45%	0	8	8	5	2	1	52	+16
	Against	2	7		0	10	5	4	1	0	36	
SCO	For	2	12	50%	0	14	7	4	1	0	44	+11
	Against	4	4		0	8	5	2	1	1	33	
SVK	For	2	10	39%	0	13	6	2	2	1	44	+10
	Against	4	9		0	16	6	2	0	0	34	
JPN	For	2	11	38%	0	10	9	4	3	0	52	+9
	Against	4	6		0	11	3	5	0	2	43	
LAT	For	3	11	32%	0	15	5	3	2	0	42	+9
	Against	3	5		0	9	5	3	0	1	33	
CZE	For	3	8	31%	0	14	7	4	0	0	40	0
	Against	3	9		0	14	6	3	0	1	40	
ENG	For	2	8	48%	0	8	7	5	2	0	45	-2
	Against	4	9		0	9	6	6	2	0	47	
HUN	For	4	7	39%	0	12	6	3	1	0	37	-2
	Against	2	8		0	16	4	1	3	0	39	
EST	For	4	11	24%	0	14	5	4	1	0	40	-5
	Against	2	8		0	10	6	2	3	1	45	
DEN	For	2	7	29%	0	14	4	3	2	0	39	-6
	Against	4	8		0	11	9	4	1	0	45	
ITA	For	3	7	36%	0	8	7	4	0	1	39	-8
	Against	3	12		0	12	9	3	2	0	47	
SUI	For	3	8	26%	0	13	4	4	0	0	33	-10
	Against	3	10		0	15	5	3	1	1	43	
TUR	For	2	5	22%	0	14	4	3	0	0	31	-14
	Against	4	7		0	10	6	6	0	1	45	
ESP	For	3	5	19%	0	9	4	2	1	0	27	-26
	Against	3	15		0	12	12	3	2	0	53	
BRA	For	2	5	19%	0	13	3	0	0	2	30	-28
	Against	4	14		0	10	8	5	3	1	58	
FIN	For	1	5	12%	0	11	2	1	0	1	23	-28
	Against	5	16		0	14	8	4	1	1	51	

Scoring Analysis

Team	Games	LSFE	Stolen Ends	Last Stone Eff.	Points Scored						Total	Plus / Minus	
					0	1	2	3	4	>4			
POL	6	For	4	3	19%	0	10	2	3	2	0	31	-29
		Against	2	13		0	10	7	6	2	2	60	
Total	63			179		0	245	124	68	24	13	859	

Note:

Stolen ends are the ends won without the last stone advantage.
Last Stone Efficiency: Scoring two or more points with last stone advantage.

Legend:

>4 More than four points scored **Eff.** Efficiency **LSFE** Last Stone First End

Summary of Big Ends

Points Scored	By	Against	Session	End	Game Result
6	BRA - Brazil	JPN - Japan	11	5	13 : 11
5	CAN - Canada	LAT - Latvia	13	5	9 : 3
5	CAN - Canada	POL - Poland	11	3	11 : 1
5	CAN - Canada	EST - Estonia	8	7	14 : 3
5	CAN - Canada	CZE - Czechia	6	3	10 : 5
5	USA - United States	BRA - Brazil	6	2	9 : 3
5	USA - United States	FIN - Finland	3	5	10 : 2
5	BRA - Brazil	JPN - Japan	11	7	13 : 11
5	FIN - Finland	SUI - Switzerland	1	5	6 : 9
5	ITA - Italy	POL - Poland	2	4	10 : 11
5	KOR - Korea	SCO - Scotland	8	3	10 : 5
5	NOR - Norway	USA - United States	1	1	9 : 7
5	SVK - Slovakia	TUR - Türkiye	15	5	9 : 5
4	JPN - Japan	BRA - Brazil	11	3	11 : 13
4	JPN - Japan	BRA - Brazil	11	2	11 : 13
4	JPN - Japan	NOR - Norway	7	3	8 : 9
4	CHN - China	BRA - Brazil	14	6	14 : 1
4	CHN - China	USA - United States	11	6	6 : 9
4	DEN - Denmark	EST - Estonia	6	5	7 : 12
4	DEN - Denmark	POL - Poland	4	2	11 : 5
4	ENG - England	KOR - Korea	16	8	10 : 11
4	ENG - England	HUN - Hungary	13	8	8 : 7
4	KOR - Korea	ENG - England	16	6	11 : 10
4	KOR - Korea	SCO - Scotland	8	7	10 : 5
4	LAT - Latvia	POL - Poland	15	6	11 : 1
4	LAT - Latvia	ITA - Italy	6	6	11 : 2
4	NOR - Norway	SUI - Switzerland	14	5	11 : 4
4	NOR - Norway	FIN - Finland	11	5	9 : 3
4	POL - Poland	EST - Estonia	13	6	6 : 8
4	POL - Poland	ITA - Italy	2	5	11 : 10
4	SVK - Slovakia	HUN - Hungary	7	3	8 : 6
4	SVK - Slovakia	ENG - England	5	6	10 : 4
4	CAN - Canada	EST - Estonia	8	5	14 : 3
4	ESP - Spain	HUN - Hungary	2	2	9 : 7
4	EST - Estonia	DEN - Denmark	6	3	12 : 7
4	HUN - Hungary	ESP - Spain	2	4	7 : 9
4	SCO - Scotland	ESP - Spain	16	7	9 : 6

Note:

Big ends are defined as ends with a score of four or more points.

Power Play Analysis

Team	Games	Number of Power Plays	Points Scored in Power Play							Total
			<0	0/X	1	2	3	4	>4	
BRA - Brazil	6	6	4	0	1	1	0	0	0	-6
CAN - Canada	6	5	0	0	1	1	0	1	2	17
CHN - China	6	5	0	1	1	0	2	1	0	11
CZE - Czechia	6	5	3	0	1	0	1	0	0	-1
DEN - Denmark	6	5	1	0	1	2	0	1	0	8
ENG - England	6	4	3	0	0	0	1	0	0	0
ESP - Spain	6	4	2	1	1	0	0	0	0	-2
EST - Estonia	6	4	1	0	2	1	0	0	0	3
FIN - Finland	6	6	4	0	1	0	1	0	0	-2
HUN - Hungary	6	2	1	0	1	0	0	0	0	-1
ITA - Italy	6	6	1	0	2	2	1	0	0	8
JPN - Japan	6	2	1	0	0	1	0	0	0	1
KOR - Korea	6	3	1	0	1	0	0	1	0	4
LAT - Latvia	6	5	1	0	1	2	0	1	0	8
NOR - Norway	6	2	1	0	0	1	0	0	0	1
POL - Poland	6	6	3	0	1	2	0	0	0	-2
SCO - Scotland	6	4	1	0	1	1	0	1	0	6
SUI - Switzerland	6	5	4	0	1	0	0	0	0	-5
SVK - Slovakia	6	4	1	0	2	1	0	0	0	3
TUR - Türkiye	6	3	0	0	2	1	0	0	0	4
USA - United States	6	4	0	0	1	1	2	0	0	9
Total	63	90	33	2	22	17	8	6	2	64

Note:
Power Play can be used once per game by each team and only when the team has the last stone advantage. Power Play cannot be used in extra ends.

Legend:
 <0 Ends scored by the opponent team >4 More than four points scored X Unfinished end due to concession

Session Results and Standings

Sheet	Team	LSD/LSFE	1	2	3	4	5	6	7	8	Extra	Ends	Total
A	KOR - Korea	138.5cm *	1	3	0	2	0	4	1	0			11
	ENG - England	267.8cm	0	0	3	0	3	0	0	4			10
B	SCO - Scotland	386.4cm	0	2	0	0	3	0	4	X			9
	ESP - Spain	243.5cm *	2	0	2	1	0	1	0	X			6
C	USA - United States	54.6cm *	0	3	0	1	0	0	3	0			7
	JPN - Japan	380.0cm	2	0	1	0	1	2	0	2			8
D	BRA - Brazil	202.0cm	0	1	1	0	0	2	0	1			5
	SUI - Switzerland	108.1cm *	1	0	0	3	3	0	1	0			8

Standings after Round Robin

Group A					Group B				
Rank	Team	Games	Wins	Losses	Rank	Team	Games	Wins	Losses
1	NOR - Norway	6	5	1 Q	1	CAN - Canada	6	6	0 Q
2	JPN - Japan	6	4	2 Q w2	2	CZE - Czechia	6	4	2 Q
3	USA - United States	6	4	2 w1	3	EST - Estonia	6	3	3 Q w1
4	CHN - China	6	4	2 w0	4	LAT - Latvia	6	3	3 w0
5	SUI - Switzerland	6	2	4	5	DEN - Denmark	6	2	4 w1
6	FIN - Finland	6	1	5 w1	6	ITA - Italy	6	2	4 w0
7	BRA - Brazil	6	1	5 w0	7	POL - Poland	6	1	5

Group C				
Rank	Team	Games	Wins	Losses
1	KOR - Korea	6	6	0 Q
2	SCO - Scotland	6	4	2 Q w1
3	SVK - Slovakia	6	4	2 Q w0
4	ENG - England	6	3	3
5	HUN - Hungary	6	2	4
6	TUR - Türkiye	6	1	5 w1
7	ESP - Spain	6	1	5 w0

Legend:		
<input type="checkbox"/>	Power Play	LSD Last Stone Draw
Q	Qualified for the play-offs	LSFE(*) Last Stone First End
		wn Number of wins (n) against tied teams
		X Unplayed/unfinished end due to concession

Game Results

Sheet	Team	LSFE	1	2	3	4	5	6	7	8	Extra Ends	Total
A	KOR - Korea	*	1	3	0	2	0	4	1	0		11
	ENG - England		0	0	3	0	3	0	0	4		10

KOR - Korea	
F	KIM Hyemin
M	JEONG Junho

ENG - England	
F	ASPEY Karen
M	PIMBLETT Stewart

Last Stone Draw	Distance
☺ JEONG Junho	97.7cm
☹ KIM Hyemin	40.8cm
Total	138.5cm

Time remaining: 0 minutes 57 seconds

Last Stone Draw	Distance
☺ ASPEY Karen	199.6cm
☹ PIMBLETT Stewart	68.2cm
Total	267.8cm

Time remaining: 0 minutes 15 seconds

Time-out: End 6

Power Play: End 7

Note:
Team members are identified as follows:
F = Female, M = Male

Legend:
 Power Play ☺ Clockwise ☹ Counter-clockwise
LSFE(*) Last Stone First End

Game Results

Sheet	Team	LSFE	1	2	3	4	5	6	7	8	Extra Ends	Total
C	USA - United States	*	0	3	0	1	0	0	3	0		7
	JPN - Japan		2	0	1	0	1	2	0	2		8

USA - United States	
F	DWYER Laura
M	EMT Stephen

JPN - Japan	
F	OGAWA Aki
M	NAKAJIMA Yoji

Last Stone Draw	Distance
↻ DWYER Laura	23.9cm
↻ EMT Stephen	30.7cm
Total	54.6cm

Time remaining: 0 minutes 13 seconds
Power Play: End 7

Last Stone Draw	Distance
↻ NAKAJIMA Yoji	180.4cm
↻ OGAWA Aki	199.6cm
Total	380.0cm

Time remaining: 2 minutes 14 seconds
Time-out: End 8
Power Play: End 8

Note:
Team members are identified as follows:
F = Female, M = Male

Legend:
 Power Play ↻ Clockwise ↺ Counter-clockwise
LSFE(*) Last Stone First End

Game Results

Sheet	Team	LSFE	1	2	3	4	5	6	7	8	Extra Ends	Total
D	BRA - Brazil		0	1	1	0	0	2	0	1		5
	SUI - Switzerland	*	1	0	0	3	3	0	1	0		8

BRA - Brazil	
F	MIRANDA Vilma
M	GABRIEL Jeronimo

SUI - Switzerland	
F	JAQUEROD Fanny
M	DECORVET Eric

Last Stone Draw	Distance
 GABRIEL Jeronimo	56.1cm
 MIRANDA Vilma	145.9cm
Total	202.0cm

Last Stone Draw	Distance
 DECORVET Eric	76.5cm
 JAQUEROD Fanny	31.6cm
Total	108.1cm

Time remaining: 1 minute 41 seconds



Time-out: End 5

Power Play: End 6

Time remaining: 0 minutes 13 seconds

Time-out: End 6

Note:
Team members are identified as follows:
F = Female, M = Male

Legend:
 Power Play  Clockwise  Counter-clockwise
LSFE(*) Last Stone First End

Session Results and Standings

Sheet	Team	LSD/LSFE	1	2	3	4	5	6	7	8	Extra Ends	Total
A	CAN - Canada	399.2cm	0	0	2	1	2	0	2	2		9
	DEN - Denmark	284.0cm *	1	2	0	0	0	1	0	0		4
B	LAT - Latvia	240.4cm *	2	3	0	1	1	4	X	X		11
	POL - Poland	399.2cm	0	0	1	0	0	0	X	X		1
C	SVK - Slovakia	222.4cm *	1	0	3	0	5	0	0	X		9
	TUR - Türkiye	399.2cm	0	1	0	1	0	2	1	X		5

Current Standings

Group A					Group B				
Rank	Team	Games	Wins	Losses	Rank	Team	Games	Wins	Losses
1	NOR - Norway	6	5	1	1	CAN - Canada	6	6	0
2	USA - United States	5	4	1	2	CZE - Czechia	6	4	2
3	CHN - China	6	4	2	3	EST - Estonia	6	3	3
4	JPN - Japan	5	3	2	4	LAT - Latvia	6	3	3
5	BRA - Brazil	5	1	4	5	DEN - Denmark	6	2	4
5	SUI - Switzerland	5	1	4	6	ITA - Italy	6	2	4
7	FIN - Finland	6	1	5	7	POL - Poland	6	1	5

Group C				
Rank	Team	Games	Wins	Losses
1	KOR - Korea	5	5	0
2	SVK - Slovakia	6	4	2
3	ENG - England	5	3	2
3	SCO - Scotland	5	3	2
5	HUN - Hungary	6	2	4
6	ESP - Spain	5	1	4
7	TUR - Türkiye	6	1	5

Note:
Under World Curling rules, tie-breaking rules for standings are not applied until after the last game of the round robin.

Legend:
 Power Play **LSD** Last Stone Draw **LSFE(*)** Last Stone First End
Q Qualified for the play-offs **wn** Number of wins (n) against tied teams **X** Unplayed/unfinished end due to concession

Game Results

Sheet	Team	LSFE	1	2	3	4	5	6	7	8	Extra Ends	Total
A	CAN - Canada		0	0	2	1	2	0	2	2		9
	DEN - Denmark	*	1	2	0	0	0	1	0	0		4

CAN - Canada	
F	FORREST Ina
M	IDESON Mark

DEN - Denmark	
F	CHRISTIANSEN SCHMIDT Helle
M	OERBAEK Kenneth

Last Stone Draw	Distance
☺ IDESON Mark	199.6cm
☹ FORREST Ina	199.6cm
Total	399.2cm

Last Stone Draw	Distance
☺ CHRISTIANSEN SCHMIDT Helle	199.6cm
☹ OERBAEK Kenneth	84.4cm
Total	284.0cm

Time remaining: 1 minute 27 seconds

Time-out: End 7

Power Play: End 3

Time remaining: 0 minutes 19 seconds

Time-out: End 8

Power Play: End 6

Note:
Team members are identified as follows:
F = Female, M = Male

Legend:
 Power Play ☺ Clockwise ☹ Counter-clockwise
LSFE(*) Last Stone First End

Game Results

Sheet	Team	LSFE	1	2	3	4	5	6	7	8	Extra Ends	Total
B	LAT - Latvia	*	2	3	0	1	1	4	X	X		11
	POL - Poland		0	0	1	0	0	0	X	X		1

LAT - Latvia	
F	ROZKOVA Polina
M	LASMANS Agris

POL - Poland	
F	KOZAKIEWICZ Joanna
M	GASIK-DASZKOWSKI Michal

Last Stone Draw		Distance
↻	LASMANS Agris	84.9cm
↺	ROZKOVA Polina	155.5cm
Total		240.4cm

Time remaining: 11 minutes 11 seconds

Last Stone Draw		Distance
↻	KOZAKIEWICZ Joanna	199.6cm
↺	GASIK-DASZKOWSKI Michal	199.6cm
Total		399.2cm

Time remaining: 4 minutes 38 seconds

Time-out: End 6

Power Play: End 6

Note:
Team members are identified as follows:
F = Female, M = Male

Legend:
 Power Play ↻ Clockwise ↺ Counter-clockwise
LSFE(*) Last Stone First End **X** Unplayed/unfinished end due to concession

Game Results

Sheet	Team	LSFE	1	2	3	4	5	6	7	8	Extra Ends	Total
C	SVK - Slovakia	*	1	0	3	0	5	0	0	X		9
	TUR - Türkiye		0	1	0	1	0	2	1	X		5

SVK - Slovakia	
F	KUNKELOVA Monika
M	DURIS Radoslav

TUR - Türkiye	
F	BINGOL Zuleyha
M	GULES Mesut

Last Stone Draw	Distance
↻ DURIS Radoslav	22.8cm
↻ KUNKELOVA Monika	199.6cm
Total	222.4cm

Last Stone Draw	Distance
↻ GULES Mesut	199.6cm
↻ BINGOL Zuleyha	199.6cm
Total	399.2cm

Time remaining: 7 minutes 17 seconds

Power Play: End 7

Time remaining: 2 minutes 34 seconds

Time-out: End 6

Power Play: End 6

Note:
 Team members are identified as follows:
F = Female, **M** = Male

Legend:
 Power Play ↻ Clockwise ↺ Counter-clockwise
LSFE(*) Last Stone First End **X** Unplayed/unfinished end due to concession

Session Results and Standings

Sheet	Team	LSD/LSFE	1	2	3	4	5	6	7	8	Extra	Ends	Total
A	NOR - Norway	307.4cm	0	3	1	0	4	2	1	X			11
	SUI - Switzerland	253.2cm *	2	0	0	2	0	0	0	X			4
B	CHN - China	283.3cm *	3	2	2	2	0	4	1	X			14
	BRA - Brazil	399.2cm	0	0	0	0	1	0	0	X			1
C	CZE - Czechia	214.2cm *	3	0	0	2	0	0	0	X			5
	ITA - Italy	239.0cm	0	1	1	0	3	2	2	X			9
D	JPN - Japan	386.7cm	0	0	3	1	2	3	2	X			11
	FIN - Finland	120.8cm *	1	2	0	0	0	0	0	X			3

Current Standings

Group A					Group B				
Rank	Team	Games	Wins	Losses	Rank	Team	Games	Wins	Losses
1	NOR - Norway	6	5	1	1	CAN - Canada	5	5	0
2	USA - United States	5	4	1	2	CZE - Czechia	6	4	2
3	CHN - China	6	4	2	3	EST - Estonia	6	3	3
4	JPN - Japan	5	3	2	4	DEN - Denmark	5	2	3
5	BRA - Brazil	5	1	4	4	LAT - Latvia	5	2	3
5	SUI - Switzerland	5	1	4	6	ITA - Italy	6	2	4
7	FIN - Finland	6	1	5	7	POL - Poland	5	1	4

Group C				
Rank	Team	Games	Wins	Losses
1	KOR - Korea	5	5	0
2	ENG - England	5	3	2
2	SCO - Scotland	5	3	2
2	SVK - Slovakia	5	3	2
5	HUN - Hungary	6	2	4
6	ESP - Spain	5	1	4
6	TUR - Türkiye	5	1	4

Note:
Under World Curling rules, tie-breaking rules for standings are not applied until after the last game of the round robin.

Legend:
 Power Play **LSD** Last Stone Draw **LSFE(*)** Last Stone First End
Q Qualified for the play-offs **X** Unplayed/unfinished end due to concession

Game Results

Sheet	Team	LSFE	1	2	3	4	5	6	7	8	Extra Ends	Total
A	NOR - Norway		0	3	1	0	4	2	1	X		11
	SUI - Switzerland	*	2	0	0	2	0	0	0	X		4

NOR - Norway	
F	SVEBERG Mia Larsen
M	SKOGSTAD Geir Arne

SUI - Switzerland	
F	JAQUEROD Fanny
M	DECORVET Eric

Last Stone Draw	Distance
☺ SKOGSTAD Geir Arne	199.6cm
☹ SVEBERG Mia Larsen	107.8cm
Total	307.4cm

Time remaining: 7 minutes 56 seconds

Last Stone Draw	Distance
☺ JAQUEROD Fanny	176.2cm
☹ DECORVET Eric	77.0cm
Total	253.2cm

Time remaining: 3 minutes 53 seconds

Power Play: End 6

Note:
Team members are identified as follows:
F = Female, M = Male

Legend:
 Power Play ☺ Clockwise ☹ Counter-clockwise
LSFE(*) Last Stone First End **X** Unplayed/unfinished end due to concession

Game Results

Sheet	Team	LSFE	1	2	3	4	5	6	7	8	Extra Ends	Total
C	CZE - Czechia	*	3	0	0	2	0	0	0	X		5
	ITA - Italy		0	1	1	0	3	2	2	X		9

CZE - Czechia	
F	HOMOLOVA Eva
M	MUSILEK Radek

ITA - Italy	
F	BERTO Orietta
M	IORIATTI Paolo

Last Stone Draw	Distance
☺ HOMOLOVA Eva	87.7cm
☹ MUSILEK Radek	126.5cm
Total	214.2cm

Time remaining: 2 minutes 15 seconds
Power Play: End 6

Last Stone Draw	Distance
☺ IORIATTI Paolo	125.9cm
☹ BERTO Orietta	113.1cm
Total	239.0cm

Time remaining: 2 minutes 25 seconds
Time-out: End 5
Power Play: End 5

Note:
Team members are identified as follows:
F = Female, M = Male

Legend:
 Power Play ☺ Clockwise ☹ Counter-clockwise
 LSFE(*) Last Stone First End X Unplayed/unfinished end due to concession

Game Results

Sheet	Team	LSFE	1	2	3	4	5	6	7	8	Extra Ends	Total
D	JPN - Japan		0	0	3	1	2	3	2	X		11
	FIN - Finland	*	1	2	0	0	0	0	0	X		3

JPN - Japan	
F	OGAWA Aki
M	NAKAJIMA Yoji

FIN - Finland	
F	LAMPINEN Ritva
M	TUOMAALA Harry

Last Stone Draw	Distance
☺ OGAWA Aki	199.6cm
☹ NAKAJIMA Yoji	187.1cm
Total	386.7cm

Time remaining: 9 minutes 22 seconds

Last Stone Draw	Distance
☹ TUOMAALA Harry	53.2cm
☺ LAMPINEN Ritva	67.6cm
Total	120.8cm

Time remaining: 3 minutes 44 seconds

Time-out: End 6

Power Play: End 6

Note:
Team members are identified as follows:
F = Female, M = Male

Legend:
 Power Play ☺ Clockwise ☹ Counter-clockwise
 LSFE(*) Last Stone First End X Unplayed/unfinished end due to concession

Game Results

Sheet	Team	LSFE	1	2	3	4	5	6	7	8	Extra Ends	Total
A	POL - Poland	*	0	0	0	0	1	4	0	1		6
	EST - Estonia		1	1	3	2	0	0	1	0		8

POL - Poland	
F	KOZAKIEWICZ Joanna
M	GASIK-DASZKOWSKI Michal

EST - Estonia	
F	RIIDEBACH Katlin
M	VILLAU Ain

Last Stone Draw		Distance
↻	GASIK-DASZKOWSKI Michal	87.8cm
↺	KOZAKIEWICZ Joanna	52.5cm
Total		140.3cm

Last Stone Draw		Distance
↻	RIIDEBACH Katlin	199.6cm
↺	VILLAU Ain	116.1cm
Total		315.7cm

Time remaining: 0 minutes 31 seconds

Time-out: End 4

Power Play: End 4

Time remaining: 1 minute 8 seconds

Time-out: End 4

Note:
Team members are identified as follows:
F = Female, M = Male

Legend:
 Power Play ↻ Clockwise ↺ Counter-clockwise
LSFE(*) Last Stone First End

Game Results

Sheet	Team	LSFE	1	2	3	4	5	6	7	8	Extra Ends	Total
B	ENG - England	*	0	1	0	0	0	3	0	4		8
	HUN - Hungary		1	0	2	1	1	0	2	0		7

ENG - England	
F	ASPEY Karen
M	PIMBLETT Stewart

HUN - Hungary	
F	SASADI Aniko
M	BARKOCZI Peter

Last Stone Draw	Distance
☺ PIMBLETT Stewart	46.8cm
☹ ASPEY Karen	106.8cm
Total	153.6cm

Last Stone Draw	Distance
☺ SASADI Aniko	154.5cm
☹ BARKOCZI Peter	102.2cm
Total	256.7cm

Time remaining: 1 minute 7 seconds

Power Play: End 6

Time remaining: 4 minutes 43 seconds

Time-out: End 6

Note:
Team members are identified as follows:
F = Female, M = Male

Legend:
 Power Play ☺ Clockwise ☹ Counter-clockwise
LSFE(*) Last Stone First End

Game Results

Sheet	Team	LSFE	1	2	3	4	5	6	7	8	Extra Ends	Total
C	KOR - Korea	*	1	0	2	1	1	2	2	X		9
	ESP - Spain		0	1	0	0	0	0	0	X		1

KOR - Korea	
F	KIM Hyemin
M	JEONG Junho

ESP - Spain	
F	NADAL RODRIGUEZ Anna
M	TRAMONT Bertrand

Last Stone Draw	Distance
☺ JEONG Junho	24.8cm
☹ KIM Hyemin	76.1cm
Total	100.9cm

Last Stone Draw	Distance
☺ NADAL RODRIGUEZ Anna	199.6cm
☹ TRAMONT Bertrand	47.9cm
Total	247.5cm

Time remaining: 2 minutes 47 seconds

Time-out: End 7

Time remaining: 1 minute 15 seconds

Power Play: End 6

Note:
Team members are identified as follows:
F = Female, M = Male

Legend:
 Power Play ☺ Clockwise ☹ Counter-clockwise
 LSFE(*) Last Stone First End X Unplayed/unfinished end due to concession

Game Results

Sheet	Team	LSFE	1	2	3	4	5	6	7	8	Extra Ends	Total
A	HUN - Hungary	*	2	0	3	1	0	0	1	0		7
	TUR - Türkiye		0	1	0	0	1	1	0	1		4

HUN - Hungary	
F	SASADI Aniko
M	BARKOCZI Peter

TUR - Türkiye	
F	BINGOL Zuleyha
M	GULES Mesut

Last Stone Draw	Distance
↻ BARKOCZI Peter	146.0cm
↺ SASADI Aniko	199.6cm
Total	345.6cm

Last Stone Draw	Distance
↻ BINGOL Zuleyha	184.2cm
↺ GULES Mesut	170.0cm
Total	354.2cm

Time remaining: 1 minute 37 seconds

Time-out: End 8

Time remaining: 2 minutes 13 seconds

Time-out: End 8

Power Play: End 8

Note:
 Team members are identified as follows:
 F = Female, M = Male

Legend:
 Power Play ↻ Clockwise ↺ Counter-clockwise
 LSFE(*) Last Stone First End

THU 13 MAR 2025
Start Time 20:00

Round Robin Session 12
Group C - Sheet B

Game Results

Sheet	Team	LSFE	1	2	3	4	5	6	7	8	Extra Ends	Total
B	SVK - Slovakia		0	0	0	0	0	2	1	0		3
	SCO - Scotland	*	1	1	1	1	1	0	0	1		6

SVK - Slovakia	
F	KUNKELOVA Monika
M	DURIS Radoslav

SCO - Scotland	
F	MCKENNA Charlotte
M	NIBLOE Hugh

Last Stone Draw	Distance
☺ KUNKELOVA Monika	41.0cm
☹ DURIS Radoslav	144.8cm
Total	185.8cm

Last Stone Draw	Distance
☺ MCKENNA Charlotte	44.5cm
☹ NIBLOE Hugh	74.9cm
Total	119.4cm

Time remaining: 4 minutes 21 seconds

Time-out: End 8

Power Play: End 6

Time remaining: 2 minutes 21 seconds

Time-out: End 8

Power Play: End 7

Note:
Team members are identified as follows:
F = Female, M = Male

Legend:
 Power Play ☺ Clockwise ☹ Counter-clockwise
LSFE(*) Last Stone First End

Game Results

Sheet	Team	LSFE	1	2	3	4	5	6	7	8	Extra Ends	Total
C	DEN - Denmark	*	0	1	0	1	0	0	2	1	0	5
	CZE - Czechia		1	0	1	0	2	1	0	0	1	6

DEN - Denmark	
F	CHRISTIANSEN SCHMIDT Helle
M	OERBAEK Kenneth

CZE - Czechia	
F	HOMOLOVA Eva
M	MUSILEK Radek

Last Stone Draw	Distance
⌚ OERBAEK Kenneth	123.9cm
⌚ CHRISTIANSEN SCHMIDT Helle	122.9cm
Total	246.8cm

Last Stone Draw	Distance
⌚ MUSILEK Radek	132.8cm
⌚ HOMOLOVA Eva	173.1cm
Total	305.9cm

Time remaining: 2 minutes 37 seconds
 1 minute 24 seconds (after extra end)

Time remaining: 6 minutes 37 seconds
 2 minutes 11 seconds (after extra end)

Time-out: End 7; End 9

Power Play: End 8

Power Play: End 7

Note:
 Team members are identified as follows:
 F = Female, M = Male

Legend:
 Power Play ⌚ Clockwise ⌚ Counter-clockwise
 LSF(*E) Last Stone First End

Game Results

Sheet	Team	LSFE	1	2	3	4	5	6	7	8	Extra Ends	Total
A	JPN - Japan	*	0	4	4	2	0	1	0	0		11
	BRA - Brazil		1	0	0	0	6	0	5	1		13

JPN - Japan	
F	OGAWA Aki
M	NAKAJIMA Yoji

BRA - Brazil	
F	MIRANDA Vilma
M	GABRIEL Jeronimo

Last Stone Draw	Distance
☺ NAKAJIMA Yoji	170.8cm
☹ OGAWA Aki	51.0cm
Total	221.8cm

Last Stone Draw	Distance
☺ GABRIEL Jeronimo	199.6cm
☹ MIRANDA Vilma	119.8cm
Total	319.4cm

Time remaining: 3 minutes 8 seconds

Time-out: End 7

Power Play: End 8

Time remaining: 0 minutes 23 seconds

Time-out: End 8

Power Play: End 3

Note:
 Team members are identified as follows:
F = Female, **M** = Male

Legend:
 Power Play ☺ Clockwise ☹ Counter-clockwise
LSFE(*) Last Stone First End

Game Results

Sheet	Team	LSFE	1	2	3	4	5	6	7	8	Extra Ends	Total
B	FIN - Finland		1	0	1	0	0	0	1	X		3
	NOR - Norway	*	0	3	0	1	4	1	0	X		9

FIN - Finland	
F	LAMPINEN Ritva
M	TUOMAALA Harry

NOR - Norway	
F	SVEBERG Mia Larsen
M	SKOGSTAD Geir Arne

Last Stone Draw	Distance
⌚ TUOMAALA Harry	31.4cm
⌚ LAMPINEN Ritva	199.6cm
Total	231.0cm

Last Stone Draw	Distance
⌚ SKOGSTAD Geir Arne	65.8cm
⌚ SVEBERG Mia Larsen	141.9cm
Total	207.7cm

Time remaining: 2 minutes 34 seconds

Time remaining: 7 minutes 28 seconds

Time-out: End 6

Power Play: End 6

Note:
Team members are identified as follows:
F = Female, M = Male

Legend:
 Power Play ⌚ Clockwise ⌚ Counter-clockwise
LSFE(*) Last Stone First End **X** Unplayed/unfinished end due to concession

Game Results

Sheet	Team	LSFE	1	2	3	4	5	6	7	8	Extra Ends	Total
C	CAN - Canada		2	0	5	1	2	1	X	X		11
	POL - Poland	*	0	1	0	0	0	0	X	X		1

CAN - Canada	
F	FORREST Ina
M	IDESON Mark

POL - Poland	
F	KOZAKIEWICZ Joanna
M	GASIK-DASZKOWSKI Michal

Last Stone Draw	Distance
☺ FORREST Ina	83.9cm
☹ IDESON Mark	109.9cm
Total	193.8cm

Last Stone Draw	Distance
☺ KOZAKIEWICZ Joanna	20.0cm
☹ GASIK-DASZKOWSKI Michal	68.5cm
Total	88.5cm

Time remaining: 7 minutes 43 seconds

Time remaining: 2 minutes 14 seconds

Time-out: End 6

Power Play: End 4

Note:
 Team members are identified as follows:
F = Female, **M** = Male

Legend:
 Power Play ☺ Clockwise ☹ Counter-clockwise
LSFE(*) Last Stone First End **X** Unplayed/unfinished end due to concession

Game Results

Sheet	Team	LSFE	1	2	3	4	5	6	7	8	Extra Ends	Total
D	CHN - China	*	2	0	0	0	0	4	0	0		6
	USA - United States		0	1	2	1	1	0	3	1		9

CHN - China	
F	WANG Meng
M	YANG Jinqiao

USA - United States	
F	DWYER Laura
M	EMT Stephen

Last Stone Draw	Distance
↻ WANG Meng	186.2cm
↺ YANG Jinqiao	101.2cm
Total	287.4cm

Last Stone Draw	Distance
↻ EMT Stephen	199.6cm
↺ DWYER Laura	124.1cm
Total	323.7cm

Time remaining: 2 minutes 8 seconds

Time-out: End 8

Power Play: End 6

Time remaining: 1 minute 34 seconds

Time-out: End 8

Power Play: End 7

Note:
Team members are identified as follows:
F = Female, M = Male

Legend:
 Power Play ↻ Clockwise ↺ Counter-clockwise
LSFE(*) Last Stone First End

Game Results

Sheet	Team	LSFE	1	2	3	4	5	6	7	8	Extra Ends	Total
A	LAT - Latvia		1	0	1	0	0	3	0	1	0	6
	CZE - Czechia	*	0	1	0	3	1	0	1	0	2	8

LAT - Latvia	
F	ROZKOVA Polina
M	LASMANS Agris

CZE - Czechia	
F	HOMOLOVA Eva
M	MUSILEK Radek

Last Stone Draw	Distance
☺ LASMANS Agris	60.7cm
☹ ROZKOVA Polina	63.8cm
Total	124.5cm

Last Stone Draw	Distance
☺ HOMOLOVA Eva	36.0cm
☹ MUSILEK Radek	45.2cm
Total	81.2cm

Time remaining: 3 minutes 0 seconds
1 minute 20 seconds (after extra end)

Time remaining: 2 minutes 32 seconds
1 minute 21 seconds (after extra end)

Time-out: End 7; End 9

Time-out: End 9

Power Play: End 5

Power Play: End 7

Note:
Team members are identified as follows:
F = Female, M = Male

Legend:
 Power Play ☺ Clockwise ☹ Counter-clockwise
 LSFE(*) Last Stone First End

Game Results

Sheet	Team	LSFE	1	2	3	4	5	6	7	8	Extra Ends	Total
B	TUR - Türkiye		0	0	3	0	1	0	1	X		5
	KOR - Korea	*	1	3	0	3	0	2	0	X		9

TUR - Türkiye	
F	BINGOL Zuleyha
M	GULES Mesut

KOR - Korea	
F	KIM Hyemin
M	JEONG Junho

Last Stone Draw	Distance
☺ GULES Mesut	50.2cm
☹ BINGOL Zuleyha	192.4cm
Total	242.6cm

Last Stone Draw	Distance
☺ JEONG Junho	120.3cm
☹ KIM Hyemin	32.9cm
Total	153.2cm

Time remaining: 6 minutes 33 seconds

Time-out: End 5

Power Play: End 7

Time remaining: 3 minutes 26 seconds

Time-out: End 7

Note:
 Team members are identified as follows:
F = Female, **M** = Male

Legend:
 Power Play ☺ Clockwise ☹ Counter-clockwise
LSFE(*) Last Stone First End **X** Unplayed/unfinished end due to concession

THU 13 MAR 2025
Start Time 13:00

Round Robin Session 10
Group C - Sheet C

Game Results

Sheet	Team	LSFE	1	2	3	4	5	6	7	8	Extra Ends	Total
C	SCO - Scotland		0	0	2	0	1	0	1	X		4
	HUN - Hungary	*	3	1	0	3	0	1	0	X		8

SCO - Scotland	
F	MCKENNA Charlotte
M	NIBLOE Hugh

HUN - Hungary	
F	SASADI Aniko
M	BARKOCZI Peter

Last Stone Draw	Distance
⌚ NIBLOE Hugh	199.6cm
⌚ MCKENNA Charlotte	46.3cm
Total	245.9cm

Last Stone Draw	Distance
⌚ SASADI Aniko	149.8cm
⌚ BARKOCZI Peter	31.2cm
Total	181.0cm

Time remaining: 1 minute 3 seconds

Time-out: End 8

Power Play: End 7

Time remaining: 4 minutes 15 seconds

Time-out: End 8

Note:
Team members are identified as follows:
F = Female, M = Male

Legend:
 Power Play ⌚ Clockwise ⌚ Counter-clockwise
LSFE(*) Last Stone First End **X** Unplayed/unfinished end due to concession

Game Results

Sheet	Team	LSFE	1	2	3	4	5	6	7	8	Extra Ends	Total
D	ITA - Italy		0	3	1	2	0	1	0	1		8
	EST - Estonia	*	1	0	0	0	2	0	3	0		6

ITA - Italy	
F	BERTO Orietta
M	IORIATTI Paolo

EST - Estonia	
F	RIIDEBACH Katlin
M	VILLAU Ain

Last Stone Draw	Distance
↻ BERTO Orietta	125.5cm
↻ IORIATTI Paolo	123.9cm
Total	249.4cm

Last Stone Draw	Distance
↻ VILLAU Ain	109.8cm
↻ RIIDEBACH Katlin	122.4cm
Total	232.2cm

Time remaining: 3 minutes 36 seconds

Time-out: End 8

Power Play: End 6

Time remaining: 0 minutes 31 seconds

Time-out: End 8

Power Play: End 5

Note:
Team members are identified as follows:
F = Female, M = Male

Legend:
 Power Play ↻ Clockwise ↺ Counter-clockwise
LSFE(*) Last Stone First End

THU 13 MAR 2025
Start Time 9:30

Round Robin Session 9
Group A - Sheet A

Game Results

Sheet	Team	LSFE	1	2	3	4	5	6	7	8	Extra Ends	Total
A	CHN - China	*	3	1	0	3	1	0	3	X		11
	NOR - Norway		0	0	2	0	0	2	0	X		4

CHN - China	
F	WANG Meng
M	YANG Jinqiao

NOR - Norway	
F	SVEBERG Mia Larsen
M	SKOGSTAD Geir Arne

Last Stone Draw	Distance
⌚ YANG Jinqiao	185.8cm
⌚ WANG Meng	43.0cm
Total	228.8cm

Last Stone Draw	Distance
⌚ SVEBERG Mia Larsen	199.6cm
⌚ SKOGSTAD Geir Arne	32.7cm
Total	232.3cm

Time remaining: 10 minutes 43 seconds

Power Play: End 7

Time remaining: 8 minutes 40 seconds

Power Play: End 5

Note:
Team members are identified as follows:
F = Female, M = Male

Legend:
 Power Play ⌚ Clockwise ⌚ Counter-clockwise
LSFE(*) Last Stone First End **X** Unplayed/unfinished end due to concession

THU 13 MAR 2025
Start Time 9:30

Round Robin Session 9
Group A - Sheet B

Game Results

Sheet	Team	LSFE	1	2	3	4	5	6	7	8	Extra Ends	Total
B	SUI - Switzerland		0	2	0	1	0	0	0	0		3
	USA - United States	*	2	0	1	0	1	1	1	1		7

SUI - Switzerland	
F	JAQUEROD Fanny
M	DECORVET Eric

USA - United States	
F	DWYER Laura
M	EMT Stephen

Last Stone Draw	Distance
⌚ DECORVET Eric	199.6cm
⌚ JAQUEROD Fanny	199.6cm
Total	399.2cm

Last Stone Draw	Distance
⌚ DWYER Laura	199.6cm
⌚ EMT Stephen	101.2cm
Total	300.8cm

Time remaining: 0 minutes 35 seconds

Time-out: End 3

Power Play: End 7

Time remaining: 1 minute 6 seconds

Time-out: End 8

Note:
Team members are identified as follows:
F = Female, M = Male

Legend:
 Power Play ⌚ Clockwise ⌚ Counter-clockwise
LSFE(*) Last Stone First End

Game Results

Sheet	Team	LSFE	1	2	3	4	5	6	7	8	Extra Ends	Total
C	BRA - Brazil	*	0	2	0	1	1	0	0	1		5
	FIN - Finland		1	0	1	0	0	3	1	0		6

BRA - Brazil	
F	MIRANDA Vilma
M	GABRIEL Jeronimo

FIN - Finland	
F	LAMPINEN Ritva
M	TUOMAALA Harry

Last Stone Draw	Distance
⌚ MIRANDA Vilma	158.9cm
⌚ GABRIEL Jeronimo	63.4cm
Total	222.3cm

Last Stone Draw	Distance
⌚ LAMPINEN Ritva	147.1cm
⌚ TUOMAALA Harry	199.6cm
Total	346.7cm

Time remaining: 5 minutes 33 seconds

Time-out: End 7

Power Play: End 8

Time remaining: 3 minutes 5 seconds

Time-out: End 6

Power Play: End 6

Note:
Team members are identified as follows:
F = Female, M = Male

Legend:
 Power Play ⌚ Clockwise ⌚ Counter-clockwise
LSFE(*) Last Stone First End

Game Results

Sheet	Team	LSFE	1	2	3	4	5	6	7	8	Extra Ends	Total
A	SCO - Scotland		1	1	0	1	0	2	0	X		5
	KOR - Korea	*	0	0	5	0	1	0	4	X		10

SCO - Scotland	
F	MCKENNA Charlotte
M	NIBLOE Hugh

KOR - Korea	
F	KIM Hyemin
M	JEONG Junho

Last Stone Draw	Distance
⌚ MCKENNA Charlotte	194.2cm
⌚ NIBLOE Hugh	26.9cm
Total	221.1cm

Last Stone Draw	Distance
⌚ KIM Hyemin	42.7cm
⌚ JEONG Junho	98.4cm
Total	141.1cm

Time remaining: 4 minutes 11 seconds

Time-out: End 7

Power Play: End 6

Time remaining: 4 minutes 10 seconds

Power Play: End 7

Note:
Team members are identified as follows:
F = Female, M = Male

Legend:
 Power Play ⌚ Clockwise ⌚ Counter-clockwise
 LSFE(*) Last Stone First End X Unplayed/unfinished end due to concession

Game Results

Sheet	Team	LSFE	1	2	3	4	5	6	7	8	Extra Ends	Total
B	DEN - Denmark		1	1	0	1	1	1	0	2		7
	ITA - Italy	*	0	0	2	0	0	0	3	0		5

DEN - Denmark	
F	CHRISTIANSEN SCHMIDT Helle
M	OERBAEK Kenneth

ITA - Italy	
F	BERTO Orietta
M	IORIATTI Paolo

Last Stone Draw	Distance
⌚ CHRISTIANSEN SCHMIDT Helle	108.0cm
⌚ OERBAEK Kenneth	199.6cm
Total	307.6cm

Time remaining: 1 minute 36 seconds

Time-out: End 7

Power Play: End 8

Last Stone Draw	Distance
⌚ IORIATTI Paolo	17.2cm
⌚ BERTO Orietta	48.2cm
Total	65.4cm

Time remaining: 1 minute 14 seconds

Time-out: End 8

Power Play: End 6

Note:
 Team members are identified as follows:
F = Female, **M** = Male

Legend:
 Power Play ⌚ Clockwise ⌚ Counter-clockwise
LSFE(*) Last Stone First End

Game Results

Sheet	Team	LSFE	1	2	3	4	5	6	7	8	Extra Ends	Total
C	EST - Estonia	*	1	0	0	1	0	1	0	X		3
	CAN - Canada		0	3	2	0	4	0	5	X		14

EST - Estonia	
F	RIIDEBACH Katlin
M	VILLAU Ain

CAN - Canada	
F	FORREST Ina
M	IDESON Mark

Last Stone Draw	Distance
⌚ RIIDEBACH Katlin	153.0cm
⌚ VILLAU Ain	97.1cm
Total	250.1cm

Last Stone Draw	Distance
⌚ FORREST Ina	199.6cm
⌚ IDESON Mark	101.3cm
Total	300.9cm

Time remaining: 3 minutes 50 seconds

Time-out: End 7

Power Play: End 6

Time remaining: 3 minutes 49 seconds

Power Play: End 5

Note:
Team members are identified as follows:
F = Female, M = Male

Legend:
 Power Play ⌚ Clockwise ⌚ Counter-clockwise
LSFE(*) Last Stone First End **X** Unplayed/unfinished end due to concession

Game Results

Sheet	Team	LSFE	1	2	3	4	5	6	7	8	Extra Ends	Total
D	CZE - Czechia		0	1	0	1	2	0	3	0	2	9
	POL - Poland	*	3	0	1	0	0	2	0	1	0	7

CZE - Czechia	
F	HOMOLOVA Eva
M	MUSILEK Radek

POL - Poland	
F	KOZAKIEWICZ Joanna
M	GASIK-DASZKOWSKI Michal

Last Stone Draw	Distance
⌚ MUSILEK Radek	62.8cm
⌚ HOMOLOVA Eva	199.6cm
Total	262.4cm

Time remaining: 4 minutes 0 seconds
 1 minute 21 seconds (after extra end)

Time-out: End 8

Power Play: End 7

Last Stone Draw	Distance
⌚ GASIK-DASZKOWSKI Michal	70.7cm
⌚ KOZAKIEWICZ Joanna	163.5cm
Total	234.2cm

Time remaining: 4 minutes 0 seconds
 1 minute 6 seconds (after extra end)

Time-out: End 6; End 9

Power Play: End 6

Note:
 Team members are identified as follows:
F = Female, **M** = Male

Legend:
 Power Play ⌚ Clockwise ⌚ Counter-clockwise
LSFE(*) Last Stone First End

Game Results

Sheet	Team	LSFE	1	2	3	4	5	6	7	8	Extra Ends	Total
A	FIN - Finland		0	0	1	0	0	0	2	X		3
	CHN - China	*	2	1	0	1	1	2	0	X		7

FIN - Finland	
F	LAMPINEN Ritva
M	TUOMAALA Harry

CHN - China	
F	WANG Meng
M	YANG Jinqiao

Last Stone Draw	Distance
⌚ TUOMAALA Harry	107.8cm
⌚ LAMPINEN Ritva	199.6cm
Total	307.4cm

Last Stone Draw	Distance
⌚ WANG Meng	40.6cm
⌚ YANG Jinqiao	109.5cm
Total	150.1cm

Time remaining: 1 minute 34 seconds

Time-out: End 8

Power Play: End 5

Time remaining: 7 minutes 13 seconds

Power Play: End 8

Note:
 Team members are identified as follows:
 F = Female, M = Male

Legend:
 Power Play ⌚ Clockwise ⌚ Counter-clockwise
 LSFE(*) Last Stone First End X Unplayed/unfinished end due to concession

Game Results

Sheet	Team	LSFE	1	2	3	4	5	6	7	8	Extra Ends	Total
B	HUN - Hungary	*	2	2	0	0	1	0	1	0		6
	SVK - Slovakia		0	0	4	1	0	2	0	1		8

HUN - Hungary	
F	SASADI Aniko
M	BARKOCZI Peter

SVK - Slovakia	
F	KUNKELOVA Monika
M	DURIS Radoslav

Last Stone Draw	Distance
↻ BARKOCZI Peter	110.5cm
↺ SASADI Aniko	75.5cm
Total	186.0cm

Last Stone Draw	Distance
↻ KUNKELOVA Monika	163.0cm
↺ DURIS Radoslav	168.4cm
Total	331.4cm

Time remaining: 3 minutes 15 seconds
Time-out: End 7

Time remaining: 6 minutes 13 seconds
Time-out: End 7
Power Play: End 8

Note:
Team members are identified as follows:
F = Female, M = Male

Legend:
 Power Play ↻ Clockwise ↺ Counter-clockwise
LSFE(*) Last Stone First End

Game Results

Sheet	Team	LSFE	1	2	3	4	5	6	7	8	Extra Ends	Total
C	TUR - Türkiye	*	0	1	0	3	0	0	1	0		5
	ENG - England		2	0	3	0	2	1	0	1		9

TUR - Türkiye	
F	BINGOL Zuleyha
M	GULES Mesut

ENG - England	
F	ASPEY Karen
M	PIMBLETT Stewart

Last Stone Draw	Distance
⌚ BINGOL Zuleyha	82.6cm
⌚ GULES Mesut	59.3cm
Total	141.9cm

Last Stone Draw	Distance
⌚ PIMBLETT Stewart	199.6cm
⌚ ASPEY Karen	199.6cm
Total	399.2cm

Time remaining: 0 minutes 27 seconds

Time-out: End 6

Time remaining: 1 minute 37 seconds

Note:
Team members are identified as follows:
F = Female, M = Male

Legend:
⌚ Clockwise ⌚ Counter-clockwise **LSFE(*)** Last Stone First End

Game Results

Sheet	Team	LSFE	1	2	3	4	5	6	7	8	Extra Ends	Total
D	NOR - Norway	*	1	3	0	1	0	2	0	2		9
	JPN - Japan		0	0	4	0	1	0	3	0		8

NOR - Norway	
F	SVEBERG Mia Larsen
M	SKOGSTAD Geir Arne

JPN - Japan	
F	OGAWA Aki
M	NAKAJIMA Yoji

Last Stone Draw		Distance
☺	SVEBERG Mia Larsen	71.6cm
☹	SKOGSTAD Geir Arne	43.6cm
Total		115.2cm

Last Stone Draw		Distance
☺	OGAWA Aki	199.6cm
☹	NAKAJIMA Yoji	184.3cm
Total		383.9cm

Time remaining: 1 minute 28 seconds

Time-out: End 7

Power Play: End 8

Time remaining: 0 minutes 54 seconds

Time-out: End 8

Note:
Team members are identified as follows:
F = Female, M = Male

Legend:
 Power Play ☺ Clockwise ☹ Counter-clockwise
LSFE(*) Last Stone First End

Game Results

Sheet	Team	LSFE	1	2	3	4	5	6	7	8	Extra Ends	Total
A	BRA - Brazil	*	1	0	0	0	1	0	1	X		3
	USA - United States		0	5	1	1	0	2	0	X		9

BRA - Brazil	
F	MIRANDA Vilma
M	GABRIEL Jeronimo

USA - United States	
F	DWYER Laura
M	EMT Stephen

Last Stone Draw	Distance
⌚ MIRANDA Vilma	64.2cm
⌚ GABRIEL Jeronimo	38.6cm
Total	102.8cm

Last Stone Draw	Distance
⌚ DWYER Laura	160.5cm
⌚ EMT Stephen	141.1cm
Total	301.6cm

Time remaining: 1 minute 19 seconds

Power Play: End 3

Time remaining: 2 minutes 16 seconds

Power Play: End 6

Note:
Team members are identified as follows:
F = Female, M = Male

Legend:
 Power Play ⌚ Clockwise ⌚ Counter-clockwise
LSFE(*) Last Stone First End **X** Unplayed/unfinished end due to concession

Game Results

Sheet	Team	LSFE	1	2	3	4	5	6	7	8	Extra Ends	Total
B	CZE - Czechia	*	1	3	0	0	0	0	1	X		5
	CAN - Canada		0	0	5	2	1	2	0	X		10

CZE - Czechia	
F	HOMOLOVA Eva
M	MUSILEK Radek

CAN - Canada	
F	FORREST Ina
M	IDESON Mark

Last Stone Draw	Distance
⌚ HOMOLOVA Eva	155.4cm
⌚ MUSILEK Radek	25.5cm
Total	180.9cm

Last Stone Draw	Distance
⌚ FORREST Ina	199.6cm
⌚ IDESON Mark	7.6cm
Total	207.2cm

Time remaining: 1 minute 53 seconds

Power Play: End 6

Time remaining: 2 minutes 22 seconds

Power Play: End 3

Note:
 Team members are identified as follows:
F = Female, **M** = Male

Legend:
 Power Play ⌚ Clockwise ⌚ Counter-clockwise
LSFE(*) Last Stone First End **X** Unplayed/unfinished end due to concession

Game Results

Sheet	Team	LSFE	1	2	3	4	5	6	7	8	Extra Ends	Total
C	ITA - Italy	*	0	0	0	0	2	0	0	X		2
	LAT - Latvia		1	1	2	1	0	4	2	X		11

ITA - Italy	
F	BERTO Orietta
M	IORIATTI Paolo

LAT - Latvia	
F	ROZKOVA Polina
M	LASMANS Agris

Last Stone Draw		Distance
↻	BERTO Orietta	166.4cm
↺	IORIATTI Paolo	130.7cm
Total		297.1cm

Last Stone Draw		Distance
↻	ROZKOVA Polina	164.6cm
↺	LASMANS Agris	199.6cm
Total		364.2cm

Time remaining: 4 minutes 5 seconds

Time-out: End 7

Power Play: End 5

Time remaining: 8 minutes 7 seconds

Power Play: End 6

Note:
 Team members are identified as follows:
F = Female, **M** = Male

Legend:
 Power Play ↻ Clockwise ↺ Counter-clockwise
LSFE(*) Last Stone First End **X** Unplayed/unfinished end due to concession

Game Results

Sheet	Team	LSFE	1	2	3	4	5	6	7	8	Extra Ends	Total
D	EST - Estonia	*	3	0	4	2	0	1	2	0		12
	DEN - Denmark		0	2	0	0	4	0	0	1		7

EST - Estonia	
F	RIIDEBACH Katlin
M	VILLAU Ain

DEN - Denmark	
F	CHRISTIANSEN SCHMIDT Helle
M	OERBAEK Kenneth

Last Stone Draw	Distance
⌚ VILLAU Ain	83.2cm
⌚ RIIDEBACH Katlin	96.6cm
Total	179.8cm

Last Stone Draw	Distance
⌚ OERBAEK Kenneth	45.6cm
⌚ CHRISTIANSEN SCHMIDT Helle	199.6cm
Total	245.2cm

Time remaining: 1 minute 58 seconds

Time-out: End 5

Power Play: End 6

Time remaining: 1 minute 58 seconds

Time-out: End 6

Power Play: End 5

Note:
Team members are identified as follows:
F = Female, M = Male

Legend:
 Power Play ⌚ Clockwise ⌚ Counter-clockwise
LSFE(*) Last Stone First End

Game Results

Sheet	Team	LSFE	1	2	3	4	5	6	7	8	Extra Ends	Total
A	ENG - England		0	1	0	2	1	0	0	X		4
	SVK - Slovakia	*	2	0	3	0	0	4	1	X		10

ENG - England	
F	ASPEY Karen
M	PIMBLETT Stewart

SVK - Slovakia	
F	KUNKELOVA Monika
M	DURIS Radoslav

Last Stone Draw	Distance
☺ ASPEY Karen	166.5cm
☹ PIMBLETT Stewart	199.6cm
Total	366.1cm

Last Stone Draw	Distance
☹ DURIS Radoslav	71.8cm
☺ KUNKELOVA Monika	28.2cm
Total	100.0cm

Time remaining: 7 minutes 43 seconds

Time remaining: 10 minutes 0 seconds

Time-out: End 6

Power Play: End 7

Note:
Team members are identified as follows:
F = Female, M = Male

Legend:
 Power Play ☺ Clockwise ☹ Counter-clockwise
 LSFE(*) Last Stone First End X Unplayed/unfinished end due to concession

Game Results

Sheet	Team	LSFE	1	2	3	4	5	6	7	8	Extra Ends	Total
B	ESP - Spain		0	1	0	0	1	0	0	X		2
	TUR - Türkiye	*	2	0	3	2	0	1	2	X		10

ESP - Spain	
F	NADAL RODRIGUEZ Anna
M	TRAMONT Bertrand

TUR - Türkiye	
F	BINGOL Zuleyha
M	GULES Mesut

Last Stone Draw	Distance
⌚ TRAMONT Bertrand	53.1cm
⌚ NADAL RODRIGUEZ Anna	199.6cm
Total	252.7cm

Last Stone Draw	Distance
⌚ GULES Mesut	88.9cm
⌚ BINGOL Zuleyha	119.7cm
Total	208.6cm

Time remaining: 4 minutes 39 seconds

Power Play: End 5

Time remaining: 8 minutes 38 seconds

Time-out: End 6

Note:
Team members are identified as follows:
F = Female, M = Male

Legend:
 Power Play ⌚ Clockwise ⌚ Counter-clockwise
LSFE(*) Last Stone First End **X** Unplayed/unfinished end due to concession

Game Results

Sheet	Team	LSFE	1	2	3	4	5	6	7	8	Extra Ends	Total
D	HUN - Hungary		1	0	0	0	0	1	0	X		2
	KOR - Korea	*	0	1	2	1	1	0	1	X		6

HUN - Hungary	
F	SASADI Aniko
M	BARKOCZI Peter

KOR - Korea	
F	KIM Hyemin
M	JEONG Junho

Last Stone Draw	Distance
☺ SASADI Aniko	37.1cm
☹ BARKOCZI Peter	176.1cm
Total	213.2cm

Last Stone Draw	Distance
☺ KIM Hyemin	42.9cm
☹ JEONG Junho	66.4cm
Total	109.3cm

Time remaining: 1 minute 38 seconds

Time-out: End 6

Power Play: End 6

Time remaining: 1 minute 48 seconds

Time-out: End 7

Power Play: End 7

Note:
Team members are identified as follows:
F = Female, M = Male

Legend:
 Power Play ☺ Clockwise ☹ Counter-clockwise
LSFE(*) Last Stone First End **X** Unplayed/unfinished end due to concession

Game Results

Sheet	Team	LSFE	1	2	3	4	5	6	7	8	Extra Ends	Total
A	ITA - Italy		0	0	2	1	1	0	1	0		5
	CAN - Canada	*	2	2	0	0	0	1	0	2		7

ITA - Italy	
F	BERTO Orietta
M	IORIATTI Paolo

CAN - Canada	
F	FORREST Ina
M	IDESON Mark

Last Stone Draw	Distance
↻ IORIATTI Paolo	199.6cm
↻ BERTO Orietta	168.5cm
Total	368.1cm

Last Stone Draw	Distance
↻ IDESON Mark	20.2cm
↻ FORREST Ina	76.6cm
Total	96.8cm

Time remaining: 3 minutes 0 seconds

Time-out: End 7

Power Play: End 7

Time remaining: 4 minutes 2 seconds

Time-out: End 8

Power Play: End 6

Note:
Team members are identified as follows:
F = Female, M = Male

Legend:
 Power Play ↻ Clockwise ↺ Counter-clockwise
LSFE(*) Last Stone First End

Game Results

Sheet	Team	LSFE	1	2	3	4	5	6	7	8	Extra Ends	Total
B	POL - Poland	*	3	0	0	1	0	1	0	X		5
	DEN - Denmark		0	4	3	0	3	0	1	X		11

POL - Poland	
F	KOZAKIEWICZ Joanna
M	GASIK-DASZKOWSKI Michal

DEN - Denmark	
F	CHRISTIANSEN SCHMIDT Helle
M	OERBAEK Kenneth

Last Stone Draw	Distance
⌚ KOZAKIEWICZ Joanna	75.7cm
⌚ GASIK-DASZKOWSKI Michal	54.0cm
Total	129.7cm

Last Stone Draw	Distance
⌚ CHRISTIANSEN SCHMIDT Helle	187.5cm
⌚ OERBAEK Kenneth	199.6cm
Total	387.1cm

Time remaining: 3 minutes 7 seconds

Time-out: End 7

Power Play: End 6

Time remaining: 7 minutes 2 seconds

Time-out: End 7

Note:
Team members are identified as follows:
F = Female, M = Male

Legend:
 Power Play ⌚ Clockwise ⌚ Counter-clockwise
 LSFE(*) Last Stone First End X Unplayed/unfinished end due to concession

Game Results

Sheet	Team	LSFE	1	2	3	4	5	6	7	8	Extra Ends	Total
A	SUI - Switzerland		0	1	0	1	1	3	0	0		6
	JPN - Japan	*	3	0	2	0	0	0	1	2		8

SUI - Switzerland	
F	JAQUEROD Fanny
M	DECORVET Eric

JPN - Japan	
F	OGAWA Aki
M	NAKAJIMA Yoji

Last Stone Draw	Distance
☺ DECORVET Eric	184.1cm
☹ JAQUEROD Fanny	199.6cm
Total	383.7cm

Last Stone Draw	Distance
☺ NAKAJIMA Yoji	64.1cm
☹ OGAWA Aki	199.6cm
Total	263.7cm

Time remaining: 1 minute 14 seconds

Time-out: End 7

Power Play: End 8

Time remaining: 0 minutes 27 seconds

Time-out: End 8

Note:
 Team members are identified as follows:
F = Female, **M** = Male

Legend:
 Power Play ☺ Clockwise ☹ Counter-clockwise
LSFE(*) Last Stone First End

Game Results

Sheet	Team	LSFE	1	2	3	4	5	6	7	8	Extra Ends	Total
B	USA - United States	*	1	2	2	0	5	0	X	X		10
	FIN - Finland		0	0	0	1	0	1	X	X		2

USA - United States	
F	DWYER Laura
M	EMT Stephen

FIN - Finland	
F	LAMPINEN Ritva
M	TUOMAALA Harry

Last Stone Draw		Distance
↻	EMT Stephen	199.6cm
↺	DWYER Laura	199.6cm
Total	(toss)	399.2cm

Last Stone Draw		Distance
↻	LAMPINEN Ritva	199.6cm
↺	TUOMAALA Harry	199.6cm
Total		399.2cm

Time remaining: 7 minutes 12 seconds

Time remaining: 5 minutes 20 seconds

Power Play: End 4

Note:
 Team members are identified as follows:
F = Female, **M** = Male

Legend:
 Power Play ↻ Clockwise ↺ Counter-clockwise
LSFE(*) Last Stone First End **X** Unplayed/unfinished end due to concession

Game Results

Sheet	Team	LSFE	1	2	3	4	5	6	7	8	Extra Ends	Total
C	NOR - Norway	*	2	3	2	0	0	1	2	X		10
	BRA - Brazil		0	0	0	2	1	0	0	X		3

NOR - Norway	
F	SVEBERG Mia Larsen
M	SKOGSTAD Geir Arne

BRA - Brazil	
F	MIRANDA Vilma
M	GABRIEL Jeronimo

Last Stone Draw		Distance
↻	SKOGSTAD Geir Arne	53.8cm
↺	SVEBERG Mia Larsen	199.6cm
Total		253.4cm

Last Stone Draw		Distance
↻	MIRANDA Vilma	199.6cm
↺	GABRIEL Jeronimo	199.6cm
Total		399.2cm

Time remaining: 10 minutes 27 seconds

Time remaining: 9 minutes 16 seconds

Power Play: End 3

Note:
Team members are identified as follows:
F = Female, M = Male

Legend:
 Power Play ↻ Clockwise ↺ Counter-clockwise
 LSFE(*) Last Stone First End X Unplayed/unfinished end due to concession

TUE 11 MAR 2025
Start Time 16:30

Round Robin Session 3
Group C - Sheet D

Game Results

Sheet	Team	LSFE	1	2	3	4	5	6	7	8	Extra Ends	Total
D	KOR - Korea	*	3	0	0	1	0	0	0	2	1	7
	SVK - Slovakia		0	1	1	0	2	1	1	0	0	6

KOR - Korea	
F	KIM Hyemin
M	JEONG Junho

SVK - Slovakia	
F	KUNKELOVA Monika
M	DURIS Radoslav

Last Stone Draw	Distance
☺ KIM Hyemin	32.0cm
☹ JEONG Junho	83.6cm
Total	115.6cm

Last Stone Draw	Distance
☺ KUNKELOVA Monika	199.6cm
☹ DURIS Radoslav	199.6cm
Total	399.2cm

Time remaining: 0 minutes 58 seconds
1 minute 6 seconds (after extra end)

Time remaining: 5 minutes 58 seconds
0 minutes 34 seconds (after extra end)

Time-out: End 8; End 9

Time-out: End 8

Power Play: End 7

Note:
Team members are identified as follows:
F = Female, M = Male

Legend:
 Power Play ☺ Clockwise ☹ Counter-clockwise
LSFE(*) Last Stone First End

Game Results

Sheet	Team	LSFE	1	2	3	4	5	6	7	8	Extra Ends	Total
A	ESP - Spain		0	4	1	0	1	1	2	0		9
	HUN - Hungary	*	1	0	0	4	0	0	0	2		7

ESP - Spain	
F	NADAL RODRIGUEZ Anna
M	TRAMONT Bertrand

HUN - Hungary	
F	SASADI Aniko
M	BARKOCZI Peter

Last Stone Draw	Distance
⌚ NADAL RODRIGUEZ Anna	199.6cm
⌚ TRAMONT Bertrand	199.6cm
Total	399.2cm

Last Stone Draw	Distance
⌚ BARKOCZI Peter	102.3cm
⌚ SASADI Aniko	140.3cm
Total	242.6cm

Time remaining: 5 minutes 3 seconds

Time-out: End 8

Time remaining: 1 minute 14 seconds

Time-out: End 8

Power Play: End 7

Note:
Team members are identified as follows:
F = Female, M = Male

Legend:
 Power Play ⌚ Clockwise ⌚ Counter-clockwise
LSFE(*) Last Stone First End

Game Results

Sheet	Team	LSFE	1	2	3	4	5	6	7	8	Extra Ends	Total
B	EST - Estonia	*	1	1	0	1	0	0	0	0		3
	CZE - Czechia		0	0	2	0	1	2	1	1		7

EST - Estonia	
F	RIIDEBACH Katlin
M	VILLAU Ain

CZE - Czechia	
F	HOMOLOVA Eva
M	MUSILEK Radek

Last Stone Draw

- ⌚ VILLAU Ain
- ⌚ RIIDEBACH Katlin

Distance

- 62.0cm
- 45.5cm

Total
107.5cm

Time remaining: 1 minute 26 seconds

Time-out: End 6

Power Play: End 7

Last Stone Draw

- ⌚ MUSILEK Radek
- ⌚ HOMOLOVA Eva

Distance

- 199.6cm
- 126.9cm

Total
326.5cm

Time remaining: 5 minutes 34 seconds

Note:

 Team members are identified as follows:
F = Female, **M** = Male

Legend:
 Power Play

⌚ Clockwise

⌚ Counter-clockwise

LSFE(*) Last Stone First End

TUE 11 MAR 2025
Start Time 13:00

Round Robin Session 2
Group B - Sheet D

Game Results

Sheet	Team	LSFE	1	2	3	4	5	6	7	8	Extra Ends	Total
D	POL - Poland		1	0	1	0	4	3	0	2		11
	ITA - Italy	*	0	3	0	5	0	0	2	0		10

POL - Poland	
F	KOZAKIEWICZ Joanna
M	GASIK-DASZKOWSKI Michal

ITA - Italy	
F	BERTO Orietta
M	IORIATTI Paolo

Last Stone Draw	Distance
↻ GASIK-DASZKOWSKI Michal	199.6cm
↻ KOZAKIEWICZ Joanna	195.5cm
Total	395.1cm

Last Stone Draw	Distance
↻ BERTO Orietta	189.3cm
↻ IORIATTI Paolo	199.6cm
Total	388.9cm

Time remaining: 1 minute 49 seconds

Time-out: End 4

Power Play: End 8

Time remaining: 0 minutes 57 seconds

Time-out: End 8

Power Play: End 7

Note:
Team members are identified as follows:
F = Female, M = Male

Legend:
 Power Play ↻ Clockwise ↺ Counter-clockwise
LSFE(*) Last Stone First End

Session Results and Standings

Sheet	Team	LSD/LSFE	1	2	3	4	5	6	7	8	Extra	Ends	Total
A	DEN - Denmark	188.8cm	0	1	0	1	0	3	0	0			5
	LAT - Latvia	152.8cm *	1	0	1	0	3	0	2	1			8
B	JPN - Japan	270.6cm	0	1	1	0	2	0	1	1			6
	CHN - China	130.4cm *	1	0	0	1	0	3	0	0			5
C	FIN - Finland	259.0cm	0	0	0	0	5	1	0	0			6
	SUI - Switzerland	186.7cm *	3	1	1	1	0	0	2	1			9
D	USA - United States	211.4cm	0	1	1	2	2	0	1	0			7
	NOR - Norway	179.4cm *	5	0	0	0	0	3	0	1			9

Current Standings

Group A					Group B				
Rank	Team	Games	Wins	Losses	Rank	Team	Games	Wins	Losses
1	JPN - Japan	1	1	0	1	LAT - Latvia	1	1	0
1	NOR - Norway	1	1	0	2	DEN - Denmark	1	0	1
1	SUI - Switzerland	1	1	0		CAN - Canada	0		
4	CHN - China	1	0	1		CZE - Czechia	0		
4	FIN - Finland	1	0	1		EST - Estonia	0		
4	USA - United States	1	0	1		ITA - Italy	0		
	BRA - Brazil	0				POL - Poland	0		

Group C				
Rank	Team	Games	Wins	Losses
	ENG - England			
	ESP - Spain			
	HUN - Hungary			
	KOR - Korea			
	SCO - Scotland			
	SVK - Slovakia			
	TUR - Türkiye			

Note:
Under World Curling rules, tie-breaking rules for standings are not applied until after the last game of the round robin.

Legend:
 Power Play **LSD** Last Stone Draw **LSFE(*)** Last Stone First End

Game Results

Sheet	Team	LSFE	1	2	3	4	5	6	7	8	Extra Ends	Total
A	DEN - Denmark		0	1	0	1	0	3	0	0		5
	LAT - Latvia	*	1	0	1	0	3	0	2	1		8

DEN - Denmark	
F	CHRISTIANSEN SCHMIDT Helle
M	OERBAEK Kenneth

LAT - Latvia	
F	ROZKOVA Polina
M	LASMANS Agris

Last Stone Draw	Distance
↻ OERBAEK Kenneth	55.0cm
↻ CHRISTIANSEN SCHMIDT Helle	133.8cm
Total	188.8cm

Last Stone Draw	Distance
↻ ROZKOVA Polina	116.8cm
↻ LASMANS Agris	36.0cm
Total	152.8cm

Time remaining: 4 minutes 32 seconds

Time-out: End 7

Power Play: End 8

Time remaining: 7 minutes 20 seconds

Time-out: End 7

Power Play: End 7

Note:
Team members are identified as follows:
F = Female, M = Male

Legend:
 Power Play ↻ Clockwise ↺ Counter-clockwise
LSFE(*) Last Stone First End

Game Results

Sheet	Team	LSFE	1	2	3	4	5	6	7	8	Extra Ends	Total
C	FIN - Finland		0	0	0	0	5	1	0	0		6
	SUI - Switzerland	*	3	1	1	1	0	0	2	1		9

FIN - Finland	
F	LAMPINEN Ritva
M	TUOMAALA Harry

SUI - Switzerland	
F	JAQUEROD Fanny
M	DECORVET Eric

Last Stone Draw	Distance
↻ LAMPINEN Ritva	59.4cm
↺ TUOMAALA Harry	199.6cm
Total	259.0cm

Time remaining: 0 minutes 3 seconds

Time-out: End 6

Power Play: End 3

Last Stone Draw	Distance
↻ JAQUEROD Fanny	20.8cm
↺ DECORVET Eric	165.9cm
Total	186.7cm

Time remaining: 0 minutes 38 seconds

Time-out: End 6

Power Play: End 6

Note:
Team members are identified as follows:
F = Female, M = Male

Legend:
 Power Play ↻ Clockwise ↺ Counter-clockwise
LSFE(*) Last Stone First End

Game Results

Sheet	Team	LSFE	1	2	3	4	5	6	7	8	Extra Ends	Total
D	USA - United States		0	1	1	2	2	0	1	0		7
	NOR - Norway	*	5	0	0	0	0	3	0	1		9

USA - United States	
F	DWYER Laura
M	EMT Stephen

NOR - Norway	
F	SVEBERG Mia Larsen
M	SKOGSTAD Geir Arne

Last Stone Draw	Distance
↻ EMT Stephen	144.6cm
↻ DWYER Laura	66.8cm
Total	211.4cm

Last Stone Draw	Distance
↻ SVEBERG Mia Larsen	92.6cm
↻ SKOGSTAD Geir Arne	86.8cm
Total	179.4cm

Time remaining: 1 minute 33 seconds

Time-out: End 7

Power Play: End 7

Time remaining: 1 minute 40 seconds

Time-out: End 8

Note:
Team members are identified as follows:
F = Female, M = Male

Legend:
 Power Play ↻ Clockwise ↺ Counter-clockwise
LSFE(*) Last Stone First End

Entry List by Event

As of MON 10 MAR 2025

BRA - Brazil		Group A
F	MIRANDA Vilma	R
M	GABRIEL Jeronimo	L
C	GARCIA Tatiani	
O	-	

CAN - Canada		Group B
F	FORREST Ina	L
M	IDESON Mark	R
C	FERGUSON Dana	
O	TURCOTTE Kyle	

CHN - China		Group A
F	WANG Meng	R
M	YANG Jinqiao	R
C	RU Xia	
O	REN Fang	

CZE - Czechia		Group B
F	HOMOLOVA Eva	R
M	MUSILEK Radek	R
C	NEKOVARIK Vit	
O	-	

DEN - Denmark		Group B
F	CHRISTIANSEN SCHMIDT Helle	R
M	OERBAEK Kenneth	R
C	WIKSTEN Kasper	
O	CHRISTENSEN Per	

ENG - England		Group C
F	ASPEY Karen	R
M	PIMBLETT Stewart	R
C	LENTON Tony	
2C	LENTON Rosemary	

ESP - Spain		Group C
F	NADAL RODRIGUEZ Anna	L
M	TRAMONT Bertrand	R
C	FERNANDEZ PICADO Maria	
O	BORRAS BANOS Arnau	

EST - Estonia		Group B
F	RIIDEBACH Katlin	R
M	VILLAU Ain	R
C	ANDRE Aleksander	
O	KIROTAR Sander	

FIN - Finland		Group A
F	LAMPINEN Ritva	R
M	TUOMAALA Harry	R
C	LILL Erkki (EST)	
O	IKAVALKO Lauri	

HUN - Hungary		Group C
F	SASADI Aniko	L
M	BARKOCZI Peter	L
C	ROZGONYI Gergely	
O	-	

ITA - Italy		Group B
F	BERTO Orietta	R
M	IORIATTI Paolo	R
C	MAINO Roberto	
O	LORENZI Adriano	

JPN - Japan		Group A
F	OGAWA Aki	R
M	NAKAJIMA Yoji	R
C	IINO Akiko	
2C	OGIHARA Eri	

KOR - Korea		Group C
F	KIM Hyemin	R
M	JEONG Junho	R
C	AHN Jaesung	
O	BEAK Jongchul	

LAT - Latvia		Group B
F	ROZKOVA Polina	R
M	LASMANS Agris	R
C	VEIDEMANIS Arnis	
O	ANDERSONE Laura	

NOR - Norway		Group A
F	SVEBERG Mia Larsen	R
M	SKOGSTAD Geir Arne	R
C	DAHLMAN Peter (SWE)	
O	DJUPSKAAS Ingrid	

POL - Poland		Group B
F	KOZAKIEWICZ Joanna	R
M	GASIK-DASZKOWSKI Michal	R
C	FRYNIA Pawel	
O	-	

Entry List by Event

As of MON 10 MAR 2025

SCO - Scotland		Group C
F	MCKENNA Charlotte	R
M	NIBLOE Hugh	R
C	RYDER Niall	
NC	SWAN Sheila	

SUI - Switzerland		Group A
F	JAQUEROD Fanny	R
M	DECORVET Eric	L
C	MEIENBERG Stefan	
NC	SCHWEIZER Katja (GER)	

SVK - Slovakia		Group C
F	KUNKELOVA Monika	R
M	DURIS Radoslav	R
C	MATULOVA Daniela	
O	-	

TUR - Türkiye		Group C
F	BINGOL Zuleyha	R
M	GULES Mesut	R
C	TURAN Ahmet Faruk	
2C	SENOL Melik	

USA - United States		Group A
F	DWYER Laura	R
M	EMT Stephen	R
C	ANNIS Pete	
2C	MOORES Clare	

Note:

Team members are identified as follows:

F = Female, **M** = Male, **C** = Coach, **2C** = 2nd Team Coach, **NC** = National Coach, **T** = Translator, **O** = Team Official

Legend:

L Left-handed

R Right-handed

Competition Officials

As of SUN 9 MAR 2025

Function	Name	Organisation
World Curling President:	WELLING Beau	USA - United States
World Curling Head of Competitions:	ROETHLISBERGER Eeva	SUI - Switzerland
World Curling Technical Delegate:	SNITIL Jiri	CZE - Czechia
Chief Umpire:	GOWER Michele	CAN - Canada
Deputy Chief Umpire:	IMLAY David	SCO - Scotland
Game Umpires:	BRODIE Harry	SCO - Scotland
	CHRIST BUETTLER Franziska	SUI - Switzerland
	DE LOTTO Giorgia	ITA - Italy
	KIM Se-Mi	KOR - Korea
	PLUTA Marta	POL - Poland
	TRAILA Octavia	ROU - Romania
Chief Timer:	KIESCHE Thomas	DEN - Denmark
Deputy Chief Timer:	MATAU Cristian	ROU - Romania
Chief Ice Technician:	ROETHLISBERGER Stefan	SUI - Switzerland
Deputy Chief Ice Technician:	SKAGA Ingvild	NOR - Norway
Chief Classifier:	NEWELL Emilie	CAN - Canada
Classifier Panellist:	CHESI Enrico	ITA - Italy
	PYBUS Helen	SCO - Scotland

Competition Schedule
REVISED

19 FEB 23:34

As of WED 19 FEB 2025

Date	Start Time	Session	Sheet A	Sheet B	Sheet C	Sheet D
TUE 11 MAR	9:00	1	DEN - LAT	JPN - CHN	FIN - SUI	USA - NOR
	13:00	2	ESP - HUN	EST - CZE	ENG - SCO	POL - ITA
	16:30	3	SUI - JPN	USA - FIN	NOR - BRA	KOR - SVK
	20:00	4	ITA - CAN	POL - DEN	LAT - EST	TUR - SCO
WED 12 MAR	9:30	5	ENG - SVK	ESP - TUR	SUI - CHN	HUN - KOR
	13:00	6	BRA - USA	CZE - CAN	ITA - LAT	EST - DEN
	16:30	7	FIN - CHN	HUN - SVK	TUR - ENG	NOR - JPN
	20:00	8	SCO - KOR	DEN - ITA	EST - CAN	CZE - POL
THU 13 MAR	9:30	9	CHN - NOR	SUI - USA	BRA - FIN	SVK - ESP
	13:00	10	LAT - CZE	TUR - KOR	SCO - HUN	ITA - EST
	16:30	11	JPN - BRA	FIN - NOR	CAN - POL	CHN - USA
	20:00	12	HUN - TUR	SVK - SCO	DEN - CZE	ESP - ENG
FRI 14 MAR	9:30	13	POL - EST	ENG - HUN	KOR - ESP	CAN - LAT
	13:00	14	NOR - SUI	CHN - BRA	CZE - ITA	JPN - FIN
	16:30	15	CAN - DEN	LAT - POL	SVK - TUR	
	20:00	16	KOR - ENG	SCO - ESP	USA - JPN	BRA - SUI
SAT 15 MAR	10:00	Quarter-finals				
	17:00	Semi-finals				
SUN 16 MAR	10:00	Bronze Medal Game				
	14:00	Gold Medal Game				

Note:

First named team in each game plays red-handled stones and wears dark coloured upper playing garments. Please check online for more details and the latest updates.

REVISED
Revised after withdrawal of two teams