



RESULTS SUMMARY



World Wheelchair

Mixed Doubles

Curling Championship 2025

Stevenston, Scotland

1 - 8 March 2025



Medallists

Medal	Country	Name	Gender
GOLD	JPN - Japan	OGAWA Aki	F
		NAKAJIMA Yoji	M
		IINO Akiko	
SILVER	SCO - Scotland	MCKENNA Charlotte	F
		NIBLOE Hugh	M
		RYDER Niall	
BRONZE	EST - Estonia	RIIDEBACH Katlin	F
		VILLAU Ain	M
		ANDRE Aleksander	

Note:

Team members are identified as follows:

F = Female, **M** = Male

Final Standings

Rank	Team	Players	Position - Function	Gender	Group Rank	DSC
1	JPN - Japan	OGAWA Aki NAKAJIMA Yoji IINO Akiko	F M C			
2	SCO - Scotland	MCKENNA Charlotte NIBLOE Hugh RYDER Niall	F M C			
3	EST - Estonia	RIIDEBACH Katlin VILLAU Ain ANDRE Aleksander	F M C			
4	KOR - Korea	KIM Hyemin JEONG Junho AHN Jaesung	F M C			
5	NOR - Norway	SVEBERG Mia Larsen SKOGSTAD Geir Arne DAHLMAN Peter	F M C			
6	CAN - Canada	FORREST Ina IDESON Mark FERGUSON Dana	F M C			
7	CZE - Czechia	HOMOLOVA Eva MUSILEK Radek NEKOVARIK Vit	F M C			
8	SVK - Slovakia	KUNKELOVA Monika DURIS Radoslav MATULOVA Daniela	F M C			
9	USA - United States	DWYER Laura EMT Stephen ANNIS Pete	F M C		A3	119.21 cm
10	CHN - China	WANG Meng YANG Jinqiao RU Xia	F M C		A4	82.01 cm
11	LAT - Latvia	ROZKOVA Polina LASMANS Agris VEIDEMANIS Arnis	F M C		B4	111.37 cm
12	ENG - England	ASPEY Karen PIMBLETT Stewart LENTON Tony	F M C		C4	132.67 cm
13	HUN - Hungary	SASADI Aniko BARKOCZI Peter ROZGONYI Gergely	F M C		C5	104.94 cm
14	SUI - Switzerland	JAQUEROD Fanny DECORVET Eric MEIENBERG Stefan	F M C		A5	125.49 cm

Final Standings

Rank	Team	Players	Position - Function	Gender	Group Rank	DSC
15	DEN - Denmark	CHRISTIANSEN SCHMIDT Helle OERBAEK Kenneth WIKSTEN Kasper	F M C		B5	126.03 cm
16	ITA - Italy	BERTO Orietta IORIATTI Paolo MAINO Roberto	F M C		B6	120.87 cm
17	FIN - Finland	LAMPINEN Ritva TUOMAALA Harry LILL Erkki	F M C		A6	126.49 cm
18	TUR - Türkiye	BINGOL Zuleyha GULES Mesut TURAN Ahmet Faruk	F M C		C6	132.01 cm
19	POL - Poland	KOZAKIEWICZ Joanna GASIK-DASZKOWSKI Michal FRYNIA Pawel	F M C		B7	98.78 cm
20	BRA - Brazil	MIRANDA Vilma GABRIEL Jeronimo GARCIA Tatiani	F M C		A7	124.57 cm
21	ESP - Spain	NADAL RODRIGUEZ Anna TRAMONT Bertrand FERNANDEZ PICADO Maria	F M C		C7	136.00 cm

Note:

Final standings are based on play-off results and group standings. Losers of the qualification are ranked based on merged group standings. The remaining teams are ranked according to their group rank and the Draw Shot Challenge (DSC).

Team members are identified as follows:

F = Female, **M** = Male, **C** = Coach

Competition Summary

Session	Date	Time	Sheet A	Sheet B	Sheet C	Sheet D
Session 1	TUE 11 MAR	9:00	DEN 5-8 LAT	JPN 6-5 CHN	FIN 6-9 SUI	USA 7-9 NOR
Session 2	TUE 11 MAR	13:00	ESP 9-7 HUN	EST 3-7 CZE	ENG 4-11 SCO	POL 11-10 ITA
Session 3	TUE 11 MAR	16:30	SUI 6-8 JPN	USA 10-2 FIN	NOR 10-3 BRA	KOR 7-6 SVK ^{EE}
Session 4	TUE 11 MAR	20:00	ITA 5-7 CAN	POL 5-11 DEN	LAT 3-8 EST	TUR 2-9 SCO
Session 5	WED 12 MAR	9:30	ENG 4-10 SVK	ESP 2-10 TUR	SUI 3-6 CHN	HUN 2-6 KOR
Session 6	WED 12 MAR	13:00	BRA 3-9 USA	CZE 5-10 CAN	ITA 2-11 LAT	EST 12-7 DEN
Session 7	WED 12 MAR	16:30	FIN 3-7 CHN	HUN 6-8 SVK	TUR 5-9 ENG	NOR 9-8 JPN
Session 8	WED 12 MAR	20:00	SCO 5-10 KOR	DEN 7-5 ITA	EST 3-14 CAN	CZE 9-7 POL ^{EE}
Session 9	THU 13 MAR	9:30	CHN 11-4 NOR	SUI 3-7 USA	BRA 5-6 FIN	SVK 8-6 ESP ^{EE}
Session 10	THU 13 MAR	13:00	LAT 6-8 CZE ^{EE}	TUR 5-9 KOR	SCO 4-8 HUN	ITA 8-6 EST
Session 11	THU 13 MAR	16:30	JPN 11-13 BRA	FIN 3-9 NOR	CAN 11-1 POL	CHN 6-9 USA
Session 12	THU 13 MAR	20:00	HUN 7-4 TUR	SVK 3-6 SCO	DEN 5-6 CZE ^{EE}	ESP 3-10 ENG
Session 13	FRI 14 MAR	9:30	POL 6-8 EST	ENG 8-7 HUN	KOR 9-1 ESP	CAN 9-3 LAT
Session 14	FRI 14 MAR	13:00	NOR 11-4 SUI	CHN 14-1 BRA	CZE 5-9 ITA	JPN 11-3 FIN
Session 15	FRI 14 MAR	16:30	CAN 9-4 DEN	LAT 11-1 POL	SVK 9-5 TUR	
Session 16	FRI 14 MAR	20:00	KOR 11-10 ENG	SCO 9-6 ESP	USA 7-8 JPN	BRA 5-8 SUI
Quarter-finals	SAT 15 MAR	10:00	CAN 6-7 JPN	EST 7-3 NOR	SVK 5-8 KOR	CZE 4-10 SCO
Semi-finals	SAT 15 MAR	17:00		SCO 6-5 KOR		EST 4-9 JPN
Bronze Medal	SUN 16 MAR	10:00			EST 9-5 KOR	
Gold Medal	SUN 16 MAR	14:00			SCO 2-11 JPN	

Standings after Round Robin

Group A

Rank	Team	Games	Wins	Losses	
1	NOR - Norway	6	5	1	Q
2	JPN - Japan	6	4	2	Q w2
3	USA - United States	6	4	2	w1
4	CHN - China	6	4	2	w0
5	SUI - Switzerland	6	2	4	
6	FIN - Finland	6	1	5	w1
7	BRA - Brazil	6	1	5	w0

Group B

Rank	Team	Games	Wins	Losses	
1	CAN - Canada	6	6	0	Q
2	CZE - Czechia	6	4	2	Q
3	EST - Estonia	6	3	3	Q w1
4	LAT - Latvia	6	3	3	w0
5	DEN - Denmark	6	2	4	w1
6	ITA - Italy	6	2	4	w0
7	POL - Poland	6	1	5	

Group C

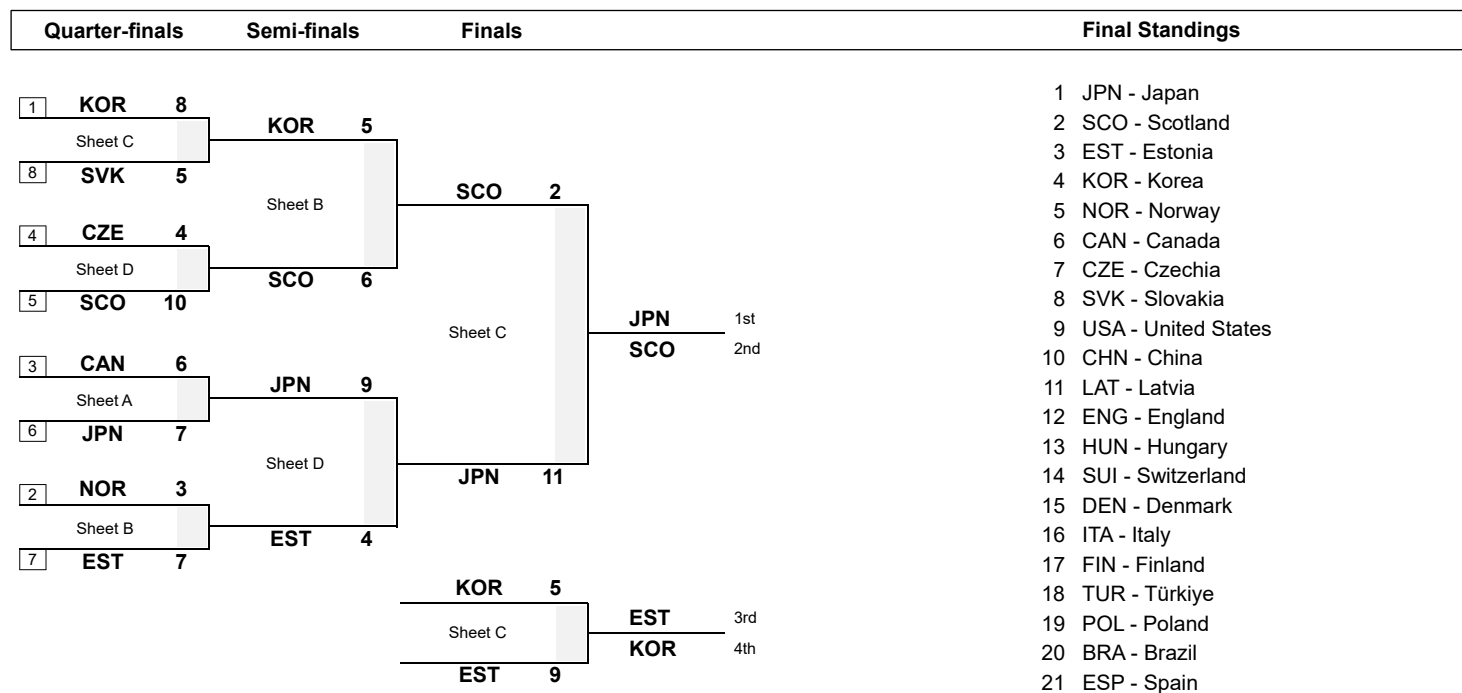
Rank	Team	Games	Wins	Losses	
1	KOR - Korea	6	6	0	Q
2	SCO - Scotland	6	4	2	Q w1
3	SVK - Slovakia	6	4	2	Q w0
4	ENG - England	6	3	3	
5	HUN - Hungary	6	2	4	
6	TUR - Türkiye	6	1	5	w1
7	ESP - Spain	6	1	5	w0

Competition Summary

Merged Group Standings

Rank	Team	Round Robin Results			Rank	Team	Round Robin Results		
		Group	Rank	DSC			Group	Rank	DSC
1	KOR - Korea	C	1	53.99cm	12	ENG - England	C	4	132.67cm
2	NOR - Norway	A	1	89.62cm	13	HUN - Hungary	C	5	104.94cm
3	CAN - Canada	B	1	92.42cm	14	SUI - Switzerland	A	5	125.49cm
4	CZE - Czechia	B	2	97.19cm	15	DEN - Denmark	B	5	126.03cm
5	SCO - Scotland	C	2	107.99cm	16	ITA - Italy	B	6	120.87cm
6	JPN - Japan	A	2	150.75cm	17	FIN - Finland	A	6	126.49cm
7	EST - Estonia	B	3	101.50cm	18	TUR - Türkiye	C	6	132.01cm
8	SVK - Slovakia	C	3	116.09cm	19	POL - Poland	B	7	98.78cm
9	USA - United States	A	3	119.21cm	20	BRA - Brazil	A	7	124.57cm
10	CHN - China	A	4	82.01cm	21	ESP - Spain	C	7	136.00cm
11	LAT - Latvia	B	4	111.37cm					

Play-offs Bracket


Legend:
EE Extra End

Q Qualified for the play-offs

wn Number of wins (n) against tied teams

Session Results and Standings

Sheet	Team	LSD/LSFE	1	2	3	4	5	6	7	8	Extra Ends	Total
C	SCO - Scotland	30.8cm *	0	2	0	0	0	0	X	X		2
	JPN - Japan	181.0cm	1	0	3	1	3	3	X	X		11

Play-offs Bracket

Quarter-finals	Semi-finals	Finals	Final Standings
1 KOR 8 Sheet C 8 SVK 5	KOR 5 Sheet B 4 CZE 4 Sheet D 5 SCO 10	SCO 2 Sheet C 3 CAN 6 Sheet A 6 JPN 7 Sheet D 2 NOR 3 Sheet B 7 EST 7	1 JPN - Japan 2 SCO - Scotland 3 EST - Estonia 4 KOR - Korea 5 NOR - Norway 6 CAN - Canada 7 CZE - Czechia 8 SVK - Slovakia 9 USA - United States 10 CHN - China 11 LAT - Latvia 12 ENG - England 13 HUN - Hungary 14 SUI - Switzerland 15 DEN - Denmark 16 ITA - Italy 17 FIN - Finland 18 TUR - Türkiye 19 POL - Poland 20 BRA - Brazil 21 ESP - Spain
		JPN 9 Sheet D JPN 11 Sheet C KOR 5 Sheet C EST 9	JPN 1st SCO 2nd EST 3rd KOR 4th

Legend:
 Power Play

LSD Last Stone Draw

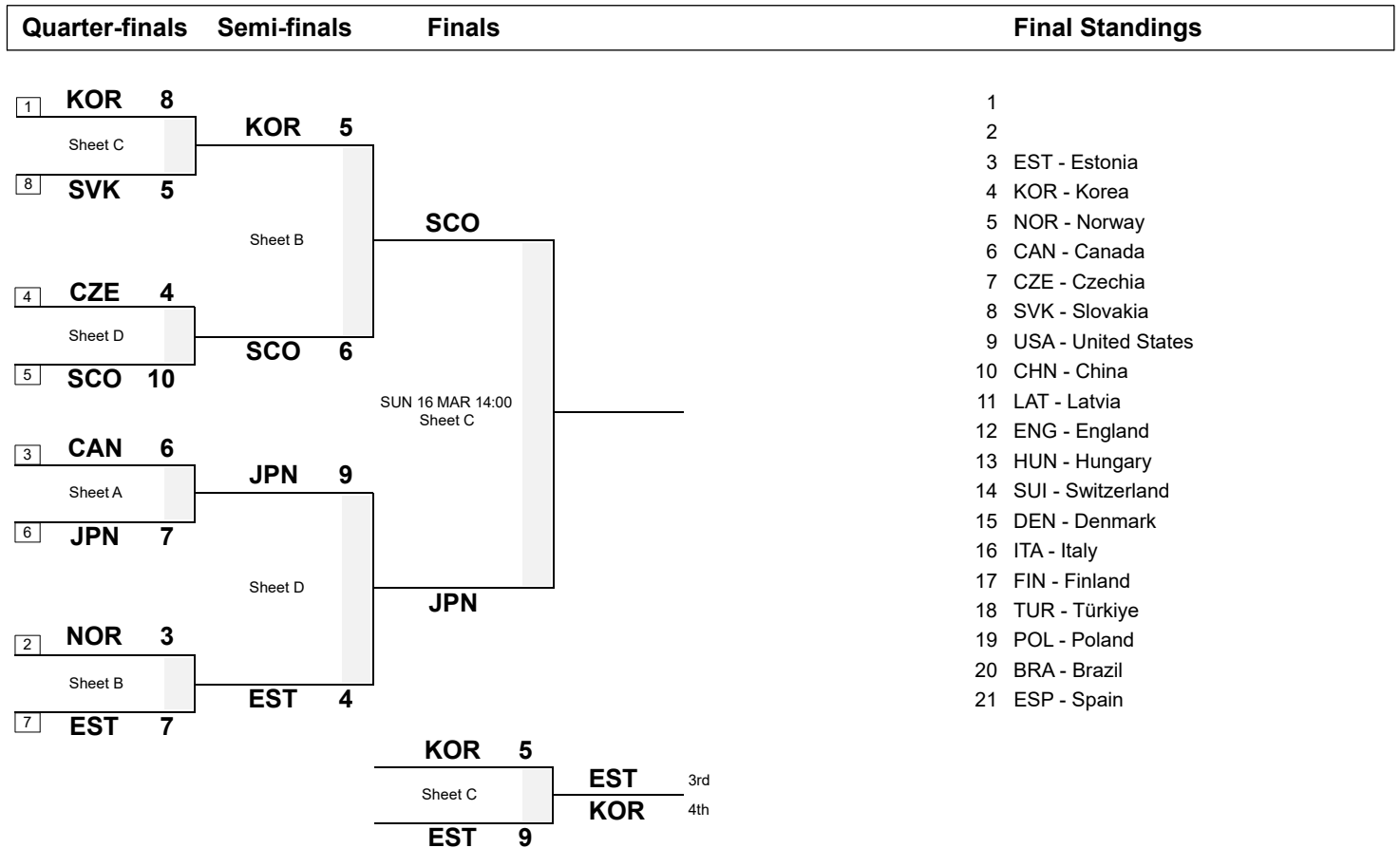
LSFE(*) Last Stone First End

 Unplayed/unfinished end due to concession

Session Results and Standings

Sheet	Team	LSD/LSFE	1	2	3	4	5	6	7	8	Extra Ends	Total
C	EST - Estonia	67.7cm *	1	0	2	2	0	3	1	X		9
	KOR - Korea	108.7cm	0	2	0	0	3	0	0	X		5

Play-offs Bracket


Legend:
 Power Play

LSD Last Stone Draw

LSFE(*) Last Stone First End

 Unplayed/unfinished end due to concession

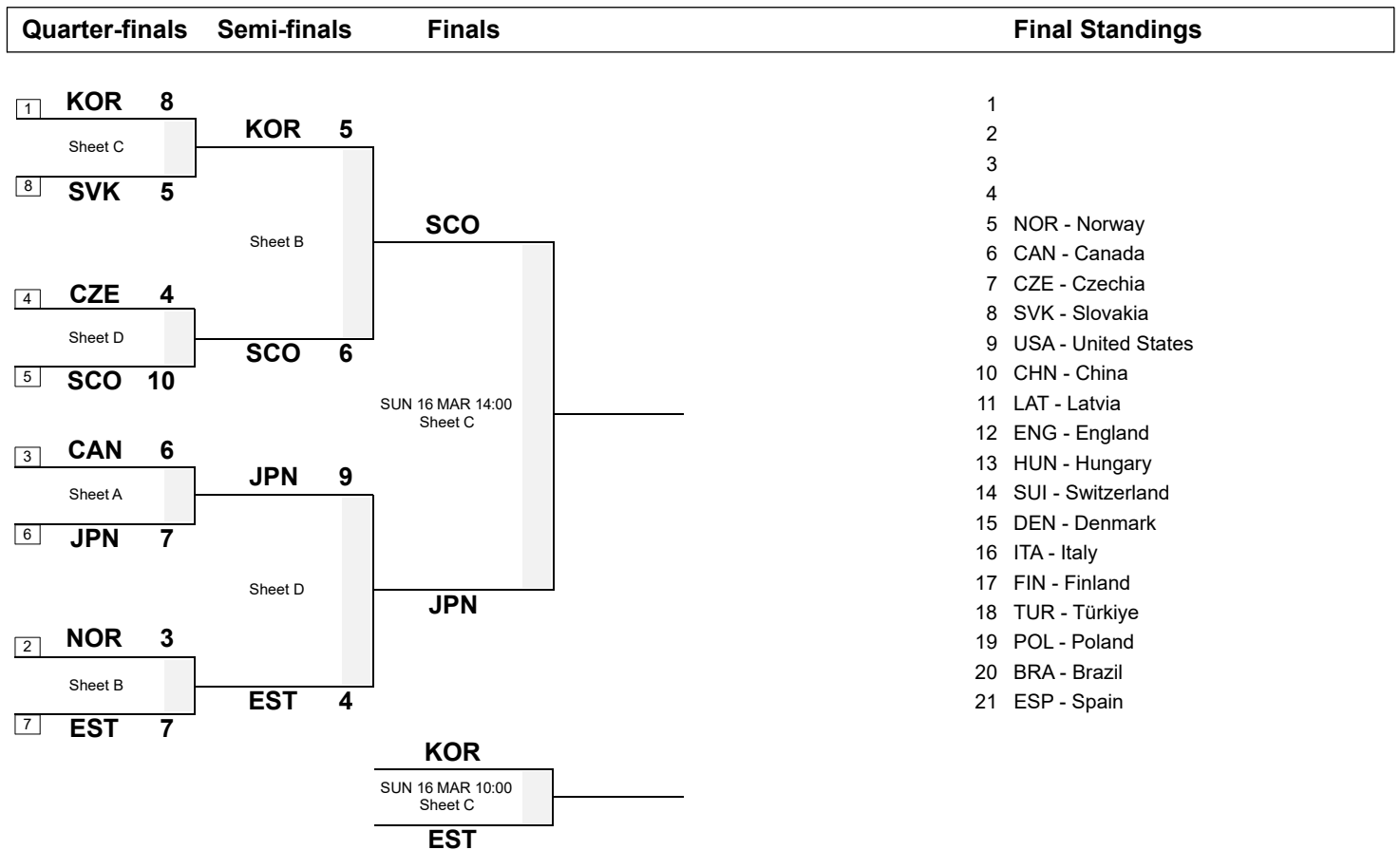
SAT 15 MAR 2025
Start Time 17:00

Semi-finals

Session Results and Standings

Sheet	Team	LSD/LSFE	1	2	3	4	5	6	7	8	Extra Ends	Total
B	SCO - Scotland	312.5cm	0	1	0	0	2	1	0	2		6
	KOR - Korea	233.8cm *	1	0	2	1	0	0	1	0		5
D	EST - Estonia	234.9cm	0	0	3	0	0	0	1	X		4
	JPN - Japan	200.1cm *	1	1	0	2	4	1	0	X		9

Play-offs Bracket

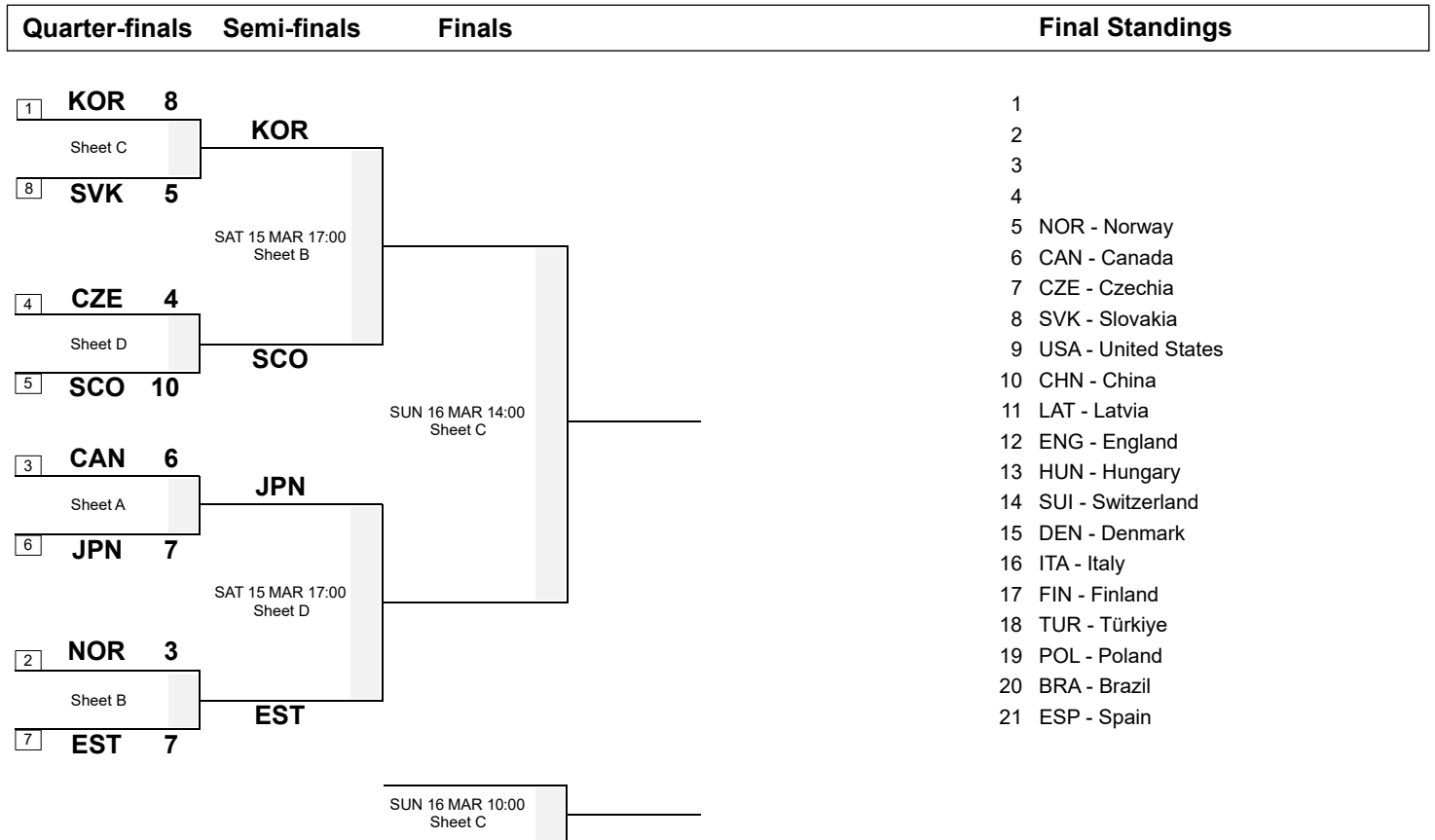


Legend:

- Power Play
- Unplayed/unfinished end due to concession
- LSD** Last Stone Draw
- LSFE(*)** Last Stone First End

Session Results and Standings

Sheet	Team	LSD/LSFE	1	2	3	4	5	6	7	8	Extra Ends	Total
A	CAN - Canada	376.0cm	0	0	4	0	0	1	0	1		6
	JPN - Japan	100.4cm *	1	2	0	1	1	0	2	0		7
B	EST - Estonia	134.0cm *	2	2	0	0	0	1	2	X		7
	NOR - Norway	334.3cm	0	0	1	1	1	0	0	X		3
C	SVK - Slovakia	251.3cm	0	0	2	2	1	0	0	0		5
	KOR - Korea	140.4cm *	1	2	0	0	0	1	3	1		8
D	CZE - Czechia	399.2cm	0	0	2	1	1	0	0	X		4
	SCO - Scotland	275.9cm *	3	2	0	0	0	3	2	X		10

Play-offs Bracket

Legend:
 Power Play

LSD Last Stone Draw

LSFE(*) Last Stone First End

 Unplayed/unfinished end due to concession

SPORTS COMMUNICATION

SUMMARY

Team ranking procedure for teams eliminated after Quarterfinal games is determined by the Emergency Rule Approved by the WCF Board in January 2023

DETAILS

The current rule C9 (d) IV states:

In events with Olympic or Paralympic Qualification points where a single loss eliminates a team from the event, teams eliminated during the same session will be ranked as follows:

- If all teams are from the same group, the teams will be ranked in the same individual order as after the round robin.
- If the teams are from different groups, the teams will play one or more ranking games, depending on the number of teams involved, to determine the final ranking.

The Emergency Rule C9 (d) IV was put in place for the 2026 Paralympic Games qualification period determines the final ranking as follows:

If the teams are from different groups, the final ranking will be determined in the same order as the teams were in the merged group ranking after the end of the round robin.

The Emergency Rule document is attached to this Sports Communication.

Issued by: Jiří Snítíl, WWhMDCC Technical Delegate

Date: 14 March 2025

Competition Matrix

Group A

Team	BRA	CHN	FIN	JPN	NOR	SUI	USA
BRA		1 - 14	5 - 6	13 - 11	3 - 10	5 - 8	3 - 9
CHN	14 - 1		7 - 3	5 - 6	11 - 4	6 - 3	6 - 9
FIN	6 - 5	3 - 7		3 - 11	3 - 9	6 - 9	2 - 10
JPN	11 - 13	6 - 5	11 - 3		8 - 9	8 - 6	8 - 7
NOR	10 - 3	4 - 11	9 - 3	9 - 8		11 - 4	9 - 7
SUI	8 - 5	3 - 6	9 - 6	6 - 8	4 - 11		3 - 7
USA	9 - 3	9 - 6	10 - 2	7 - 8	7 - 9	7 - 3	

Standings after Round Robin

Rank	Team	Games	Wins	Losses	
1	NOR - Norway	6	5	1	Q
2	JPN - Japan	6	4	2	Q w2
3	USA - United States	6	4	2	w1
4	CHN - China	6	4	2	w0
5	SUI - Switzerland	6	2	4	
6	FIN - Finland	6	1	5	w1
7	BRA - Brazil	6	1	5	w0

Competition Matrix

Group B

Team	CAN	CZE	DEN	EST	ITA	LAT	POL
CAN		10 - 5	9 - 4	14 - 3	7 - 5	9 - 3	11 - 1
CZE	5 - 10		6 - 5	7 - 3	5 - 9	8 - 6	9 - 7
DEN	4 - 9	5 - 6		7 - 12	7 - 5	5 - 8	11 - 5
EST	3 - 14	3 - 7	12 - 7		6 - 8	8 - 3	8 - 6
ITA	5 - 7	9 - 5	5 - 7	8 - 6		2 - 11	10 - 11
LAT	3 - 9	6 - 8	8 - 5	3 - 8	11 - 2		11 - 1
POL	1 - 11	7 - 9	5 - 11	6 - 8	11 - 10	1 - 11	

Standings after Round Robin

Rank	Team	Games	Wins	Losses	
1	CAN - Canada	6	6	0	Q
2	CZE - Czechia	6	4	2	Q
3	EST - Estonia	6	3	3	Q w1
4	LAT - Latvia	6	3	3	w0
5	DEN - Denmark	6	2	4	w1
6	ITA - Italy	6	2	4	w0
7	POL - Poland	6	1	5	

Competition Matrix

Group C

Team	ENG	ESP	HUN	KOR	SCO	SVK	TUR
ENG		10 - 3	8 - 7	10 - 11	4 - 11	4 - 10	9 - 5
ESP	3 - 10		9 - 7	1 - 9	6 - 9	6 - 8	2 - 10
HUN	7 - 8	7 - 9		2 - 6	8 - 4	6 - 8	7 - 4
KOR	11 - 10	9 - 1	6 - 2		10 - 5	7 - 6	9 - 5
SCO	11 - 4	9 - 6	4 - 8	5 - 10		6 - 3	9 - 2
SVK	10 - 4	8 - 6	8 - 6	6 - 7	3 - 6		9 - 5
TUR	5 - 9	10 - 2	4 - 7	5 - 9	2 - 9	5 - 9	

Standings after Round Robin

Rank	Team	Games	Wins	Losses		
1	KOR - Korea	6	6	0	Q	
2	SCO - Scotland	6	4	2	Q	w1
3	SVK - Slovakia	6	4	2	Q	w0
4	ENG - England	6	3	3		
5	HUN - Hungary	6	2	4		
6	TUR - Türkiye	6	1	5		w1
7	ESP - Spain	6	1	5		w0

Legend:

Q Qualified for the play-offs

wn Number of wins (n) against tied teams

Draw Shot Challenge by Group

Group A		Stone Rotation	Last Stone Draw in each Round Robin Game						DSC
Rank	Team		1	2	3	4	5	6	
1	CHN - China	↻	92.3	62.0	40.6	185.8	186.2	199.6	82.01cm
		↻	38.1	63.9	109.5	43.0	101.2	83.7	
2	NOR - Norway	↻	92.6	53.8	71.6	199.6	65.8	199.6	89.62cm
		↻	86.8	199.6	43.6	32.7	141.9	107.8	
3	USA - United States	↻	144.6	199.6	160.5	199.6	199.6	23.9	119.21cm
		↻	66.8	199.6	141.1	101.2	124.1	30.7	
4	BRA - Brazil	↻	199.6	64.2	158.9	199.6	199.6	56.1	124.57cm
		↻	199.6	38.6	63.4	119.8	199.6	145.9	
5	SUI - Switzerland	↻	20.8	184.1	199.6	199.6	176.2	76.5	125.49cm
		↻	165.9	199.6	123.6	199.6	77.0	31.6	
6	FIN - Finland	↻	59.4	199.6	107.8	147.1	31.4	53.2	126.49cm
		↻	199.6	199.6	199.6	199.6	199.6	67.6	
7	JPN - Japan	↻	199.6	64.1	199.6	170.8	199.6	180.4	150.75cm
		↻	71.0	199.6	184.3	51.0	187.1	199.6	

Group B		Stone Rotation	Last Stone Draw in each Round Robin Game						DSC
Rank	Team		1	2	3	4	5	6	
1	CAN - Canada	↻	20.2	199.6	199.6	83.9	90.9	199.6	92.42cm
		↻	76.6	7.6	101.3	109.9	34.6	199.6	
2	CZE - Czechia	↻	199.6	155.4	62.8	36.0	132.8	87.7	97.19cm
		↻	126.9	25.5	199.6	45.2	173.1	126.5	
3	POL - Poland	↻	199.6	75.7	70.7	20.0	87.8	199.6	98.78cm
		↻	195.5	54.0	163.5	68.5	52.5	199.6	
4	EST - Estonia	↻	62.0	129.3	83.2	153.0	109.8	199.6	101.50cm
		↻	45.5	199.6	96.6	97.1	122.4	116.1	
5	LAT - Latvia	↻	116.8	62.5	164.6	60.7	199.6	84.9	111.37cm
		↻	36.0	169.3	199.6	63.8	199.6	155.5	
6	ITA - Italy	↻	189.3	199.6	166.4	17.2	125.5	125.9	120.87cm
		↻	199.6	168.5	130.7	48.2	123.9	113.1	
7	DEN - Denmark	↻	55.0	187.5	45.6	108.0	123.9	199.6	126.03cm
		↻	133.8	199.6	199.6	199.6	122.9	84.4	

Draw Shot Challenge by Group

Group C		Stone Rotation	Last Stone Draw in each Round Robin Game						DSC
Rank	Team		1	2	3	4	5	6	
1	KOR - Korea	↻	32.0	42.9	42.7	120.3	24.8	97.7	53.99cm
		↻	83.6	66.4	98.4	32.9	76.1	40.8	
2	HUN - Hungary	↻	102.3	37.1	110.5	149.8	146.0	154.5	104.94cm
		↻	140.3	176.1	75.5	31.2	199.6	102.2	
3	SCO - Scotland	↻	199.6	86.9	194.2	199.6	44.5	199.6	107.99cm
		↻	148.7	71.1	26.9	46.3	74.9	186.8	
4	SVK - Slovakia	↻	199.6	71.8	163.0	156.6	41.0	22.8	116.09cm
		↻	199.6	28.2	168.4	164.7	144.8	199.6	
5	TUR - Türkiye	↻	173.2	88.9	82.6	50.2	184.2	199.6	132.01cm
		↻	199.6	119.7	59.3	192.4	170.0	199.6	
6	ENG - England	↻	96.1	166.5	199.6	199.6	46.8	199.6	132.67cm
		↻	43.9	199.6	199.6	199.6	106.8	68.2	
7	ESP - Spain	↻	199.6	53.1	199.6	182.0	199.6	199.6	136.00cm
		↻	199.6	199.6	45.6	189.1	47.9	43.9	

Note:

The Draw Shot Challenge (DSC) is the average distance of all the individual Last Stone Draws (LSD), which were delivered by a team during the round robin. The two least favourable results will be eliminated before calculating the average distance. The team with the lesser DSC receives the higher ranking. If the DSCs are equal then the team with the best non-equal counting LSD receives the higher ranking. In the case where all counting LSDs are equal, the team ranked higher in the official World Curling World Ranking is ranked higher.

Legend:

↻ Clockwise

↻ Counter-clockwise

DSC Draw Shot Challenge

nnn.n Eliminated Last Stone Draw

Scoring Analysis

Team	Games	LSFE	Stolen Ends	Last Stone Eff.	Points Scored						Total	Plus / Minus
					0	1	2	3	4	>4		
CAN	For	2	12	71%	0	5	14	1	1	4	60	+39
	Against	4	4		0	14	2	1	0	0	21	
CHN	For	6	10	45%	0	11	6	6	2	0	49	+23
	Against	0	7		0	13	5	1	0	0	26	
KOR	For	6	11	41%	0	13	7	4	2	1	52	+23
	Against	0	6		0	12	2	3	1	0	29	
USA	For	3	14	44%	0	16	7	3	0	2	49	+18
	Against	3	2		0	9	5	1	1	1	31	
NOR	For	4	9	45%	0	8	8	5	2	1	52	+16
	Against	2	7		0	10	5	4	1	0	36	
SCO	For	2	12	50%	0	14	7	4	1	0	44	+11
	Against	4	4		0	8	5	2	1	1	33	
SVK	For	2	10	39%	0	13	6	2	2	1	44	+10
	Against	4	9		0	16	6	2	0	0	34	
JPN	For	2	11	38%	0	10	9	4	3	0	52	+9
	Against	4	6		0	11	3	5	0	2	43	
LAT	For	3	11	32%	0	15	5	3	2	0	42	+9
	Against	3	5		0	9	5	3	0	1	33	
CZE	For	3	8	31%	0	14	7	4	0	0	40	0
	Against	3	9		0	14	6	3	0	1	40	
ENG	For	2	8	48%	0	8	7	5	2	0	45	-2
	Against	4	9		0	9	6	6	2	0	47	
HUN	For	4	7	39%	0	12	6	3	1	0	37	-2
	Against	2	8		0	16	4	1	3	0	39	
EST	For	4	11	24%	0	14	5	4	1	0	40	-5
	Against	2	8		0	10	6	2	3	1	45	
DEN	For	2	7	29%	0	14	4	3	2	0	39	-6
	Against	4	8		0	11	9	4	1	0	45	
ITA	For	3	7	36%	0	8	7	4	0	1	39	-8
	Against	3	12		0	12	9	3	2	0	47	
SUI	For	3	8	26%	0	13	4	4	0	0	33	-10
	Against	3	10		0	15	5	3	1	1	43	
TUR	For	2	5	22%	0	14	4	3	0	0	31	-14
	Against	4	7		0	10	6	6	0	1	45	
ESP	For	3	5	19%	0	9	4	2	1	0	27	-26
	Against	3	15		0	12	12	3	2	0	53	
BRA	For	2	5	19%	0	13	3	0	0	2	30	-28
	Against	4	14		0	10	8	5	3	1	58	
FIN	For	1	5	12%	0	11	2	1	0	1	23	-28
	Against	5	16		0	14	8	4	1	1	51	

Scoring Analysis

Team	Games	LSFE	Stolen Ends	Last Stone Eff.	Points Scored						Total	Plus / Minus	
					0	1	2	3	4	>4			
POL	6	For	4	3	19%	0	10	2	3	2	0	31	-29
		Against	2	13		0	10	7	6	2	2	60	
Total	63			179		0	245	124	68	24	13	859	

Note:

Stolen ends are the ends won without the last stone advantage.
Last Stone Efficiency: Scoring two or more points with last stone advantage.

Legend:

>4 More than four points scored **Eff.** Efficiency **LSFE** Last Stone First End

Summary of Big Ends

Points Scored	By	Against	Session	End	Game Result
6	BRA - Brazil	JPN - Japan	11	5	13 : 11
5	CAN - Canada	LAT - Latvia	13	5	9 : 3
5	CAN - Canada	POL - Poland	11	3	11 : 1
5	CAN - Canada	EST - Estonia	8	7	14 : 3
5	CAN - Canada	CZE - Czechia	6	3	10 : 5
5	USA - United States	BRA - Brazil	6	2	9 : 3
5	USA - United States	FIN - Finland	3	5	10 : 2
5	BRA - Brazil	JPN - Japan	11	7	13 : 11
5	FIN - Finland	SUI - Switzerland	1	5	6 : 9
5	ITA - Italy	POL - Poland	2	4	10 : 11
5	KOR - Korea	SCO - Scotland	8	3	10 : 5
5	NOR - Norway	USA - United States	1	1	9 : 7
5	SVK - Slovakia	TUR - Türkiye	15	5	9 : 5
4	JPN - Japan	BRA - Brazil	11	3	11 : 13
4	JPN - Japan	BRA - Brazil	11	2	11 : 13
4	JPN - Japan	NOR - Norway	7	3	8 : 9
4	CHN - China	BRA - Brazil	14	6	14 : 1
4	CHN - China	USA - United States	11	6	6 : 9
4	DEN - Denmark	EST - Estonia	6	5	7 : 12
4	DEN - Denmark	POL - Poland	4	2	11 : 5
4	ENG - England	KOR - Korea	16	8	10 : 11
4	ENG - England	HUN - Hungary	13	8	8 : 7
4	KOR - Korea	ENG - England	16	6	11 : 10
4	KOR - Korea	SCO - Scotland	8	7	10 : 5
4	LAT - Latvia	POL - Poland	15	6	11 : 1
4	LAT - Latvia	ITA - Italy	6	6	11 : 2
4	NOR - Norway	SUI - Switzerland	14	5	11 : 4
4	NOR - Norway	FIN - Finland	11	5	9 : 3
4	POL - Poland	EST - Estonia	13	6	6 : 8
4	POL - Poland	ITA - Italy	2	5	11 : 10
4	SVK - Slovakia	HUN - Hungary	7	3	8 : 6
4	SVK - Slovakia	ENG - England	5	6	10 : 4
4	CAN - Canada	EST - Estonia	8	5	14 : 3
4	ESP - Spain	HUN - Hungary	2	2	9 : 7
4	EST - Estonia	DEN - Denmark	6	3	12 : 7
4	HUN - Hungary	ESP - Spain	2	4	7 : 9
4	SCO - Scotland	ESP - Spain	16	7	9 : 6

Note:

Big ends are defined as ends with a score of four or more points.

Power Play Analysis

Team	Games	Number of Power Plays	Points Scored in Power Play							Total
			<0	0/X	1	2	3	4	>4	
BRA - Brazil	6	6	4	0	1	1	0	0	0	-6
CAN - Canada	6	5	0	0	1	1	0	1	2	17
CHN - China	6	5	0	1	1	0	2	1	0	11
CZE - Czechia	6	5	3	0	1	0	1	0	0	-1
DEN - Denmark	6	5	1	0	1	2	0	1	0	8
ENG - England	6	4	3	0	0	0	1	0	0	0
ESP - Spain	6	4	2	1	1	0	0	0	0	-2
EST - Estonia	6	4	1	0	2	1	0	0	0	3
FIN - Finland	6	6	4	0	1	0	1	0	0	-2
HUN - Hungary	6	2	1	0	1	0	0	0	0	-1
ITA - Italy	6	6	1	0	2	2	1	0	0	8
JPN - Japan	6	2	1	0	0	1	0	0	0	1
KOR - Korea	6	3	1	0	1	0	0	1	0	4
LAT - Latvia	6	5	1	0	1	2	0	1	0	8
NOR - Norway	6	2	1	0	0	1	0	0	0	1
POL - Poland	6	6	3	0	1	2	0	0	0	-2
SCO - Scotland	6	4	1	0	1	1	0	1	0	6
SUI - Switzerland	6	5	4	0	1	0	0	0	0	-5
SVK - Slovakia	6	4	1	0	2	1	0	0	0	3
TUR - Türkiye	6	3	0	0	2	1	0	0	0	4
USA - United States	6	4	0	0	1	1	2	0	0	9
Total	63	90	33	2	22	17	8	6	2	64

Note:
Power Play can be used once per game by each team and only when the team has the last stone advantage. Power Play cannot be used in extra ends.

Legend:
 <0 Ends scored by the opponent team >4 More than four points scored X Unfinished end due to concession

Session Results and Standings

Sheet	Team	LSD/LSFE	1	2	3	4	5	6	7	8	Extra	Ends	Total
A	KOR - Korea	138.5cm *	1	3	0	2	0	4	1	0			11
	ENG - England	267.8cm	0	0	3	0	3	0	0	4			10
B	SCO - Scotland	386.4cm	0	2	0	0	3	0	4	X			9
	ESP - Spain	243.5cm *	2	0	2	1	0	1	0	X			6
C	USA - United States	54.6cm *	0	3	0	1	0	0	3	0			7
	JPN - Japan	380.0cm	2	0	1	0	1	2	0	2			8
D	BRA - Brazil	202.0cm	0	1	1	0	0	2	0	1			5
	SUI - Switzerland	108.1cm *	1	0	0	3	3	0	1	0			8

Standings after Round Robin

Group A					Group B				
Rank	Team	Games	Wins	Losses	Rank	Team	Games	Wins	Losses
1	NOR - Norway	6	5	1 Q	1	CAN - Canada	6	6	0 Q
2	JPN - Japan	6	4	2 Q w2	2	CZE - Czechia	6	4	2 Q
3	USA - United States	6	4	2 w1	3	EST - Estonia	6	3	3 Q w1
4	CHN - China	6	4	2 w0	4	LAT - Latvia	6	3	3 w0
5	SUI - Switzerland	6	2	4	5	DEN - Denmark	6	2	4 w1
6	FIN - Finland	6	1	5 w1	6	ITA - Italy	6	2	4 w0
7	BRA - Brazil	6	1	5 w0	7	POL - Poland	6	1	5

Group C				
Rank	Team	Games	Wins	Losses
1	KOR - Korea	6	6	0 Q
2	SCO - Scotland	6	4	2 Q w1
3	SVK - Slovakia	6	4	2 Q w0
4	ENG - England	6	3	3
5	HUN - Hungary	6	2	4
6	TUR - Türkiye	6	1	5 w1
7	ESP - Spain	6	1	5 w0

Legend:		
<input type="checkbox"/>	Power Play	LSD Last Stone Draw
Q	Qualified for the play-offs	LSFE(*) Last Stone First End
		wn Number of wins (n) against tied teams
		X Unplayed/unfinished end due to concession

Session Results and Standings

Sheet	Team	LSD/LSFE	1	2	3	4	5	6	7	8	Extra Ends	Total
A	CAN - Canada	399.2cm	0	0	2	1	2	0	2	2		9
	DEN - Denmark	284.0cm *	1	2	0	0	0	1	0	0		4
B	LAT - Latvia	240.4cm *	2	3	0	1	1	4	X	X		11
	POL - Poland	399.2cm	0	0	1	0	0	0	X	X		1
C	SVK - Slovakia	222.4cm *	1	0	3	0	5	0	0	X		9
	TUR - Türkiye	399.2cm	0	1	0	1	0	2	1	X		5

Current Standings

Group A					Group B				
Rank	Team	Games	Wins	Losses	Rank	Team	Games	Wins	Losses
1	NOR - Norway	6	5	1	1	CAN - Canada	6	6	0
2	USA - United States	5	4	1	2	CZE - Czechia	6	4	2
3	CHN - China	6	4	2	3	EST - Estonia	6	3	3
4	JPN - Japan	5	3	2	4	LAT - Latvia	6	3	3
5	BRA - Brazil	5	1	4	5	DEN - Denmark	6	2	4
5	SUI - Switzerland	5	1	4	6	ITA - Italy	6	2	4
7	FIN - Finland	6	1	5	7	POL - Poland	6	1	5

Group C				
Rank	Team	Games	Wins	Losses
1	KOR - Korea	5	5	0
2	SVK - Slovakia	6	4	2
3	ENG - England	5	3	2
3	SCO - Scotland	5	3	2
5	HUN - Hungary	6	2	4
6	ESP - Spain	5	1	4
7	TUR - Türkiye	6	1	5

Note:
Under World Curling rules, tie-breaking rules for standings are not applied until after the last game of the round robin.

Legend:
 Power Play **LSD** Last Stone Draw **LSFE(*)** Last Stone First End
Q Qualified for the play-offs **wn** Number of wins (n) against tied teams **X** Unplayed/unfinished end due to concession

Session Results and Standings

Sheet	Team	LSD/LSFE	1	2	3	4	5	6	7	8	Extra	Ends	Total
A	NOR - Norway	307.4cm	0	3	1	0	4	2	1	X			11
	SUI - Switzerland	253.2cm *	2	0	0	2	0	0	0	X			4
B	CHN - China	283.3cm *	3	2	2	2	0	4	1	X			14
	BRA - Brazil	399.2cm	0	0	0	0	1	0	0	X			1
C	CZE - Czechia	214.2cm *	3	0	0	2	0	0	0	X			5
	ITA - Italy	239.0cm	0	1	1	0	3	2	2	X			9
D	JPN - Japan	386.7cm	0	0	3	1	2	3	2	X			11
	FIN - Finland	120.8cm *	1	2	0	0	0	0	0	X			3

Current Standings

Group A					Group B				
Rank	Team	Games	Wins	Losses	Rank	Team	Games	Wins	Losses
1	NOR - Norway	6	5	1	1	CAN - Canada	5	5	0
2	USA - United States	5	4	1	2	CZE - Czechia	6	4	2
3	CHN - China	6	4	2	3	EST - Estonia	6	3	3
4	JPN - Japan	5	3	2	4	DEN - Denmark	5	2	3
5	BRA - Brazil	5	1	4	4	LAT - Latvia	5	2	3
5	SUI - Switzerland	5	1	4	6	ITA - Italy	6	2	4
7	FIN - Finland	6	1	5	7	POL - Poland	5	1	4

Group C				
Rank	Team	Games	Wins	Losses
1	KOR - Korea	5	5	0
2	ENG - England	5	3	2
2	SCO - Scotland	5	3	2
2	SVK - Slovakia	5	3	2
5	HUN - Hungary	6	2	4
6	ESP - Spain	5	1	4
6	TUR - Türkiye	5	1	4

Note:
Under World Curling rules, tie-breaking rules for standings are not applied until after the last game of the round robin.

Legend:
 Power Play **LSD** Last Stone Draw **LSFE(*)** Last Stone First End
Q Qualified for the play-offs **X** Unplayed/unfinished end due to concession

Session Results and Standings

Sheet	Team	LSD/LSFE	1	2	3	4	5	6	7	8	Extra Ends	Total
A	POL - Poland	140.3cm *	0	0	0	0	1	4	0	1		6
	EST - Estonia	315.7cm	1	1	3	2	0	0	1	0		8
B	ENG - England	153.6cm *	0	1	0	0	0	3	0	4		8
	HUN - Hungary	256.7cm	1	0	2	1	1	0	2	0		7
C	KOR - Korea	100.9cm *	1	0	2	1	1	2	2	X		9
	ESP - Spain	247.5cm	0	1	0	0	0	0	0	X		1
D	CAN - Canada	125.5cm *	2	0	2	0	5	0	X	X		9
	LAT - Latvia	399.2cm	0	1	0	1	0	1	X	X		3

Current Standings

Group A					Group B				
Rank	Team	Games	Wins	Losses	Rank	Team	Games	Wins	Losses
1	NOR - Norway	5	4	1	1	CAN - Canada	5	5	0 Q
1	USA - United States	5	4	1	2	CZE - Czechia	5	4	1 Q
3	CHN - China	5	3	2	3	EST - Estonia	6	3	3
4	JPN - Japan	4	2	2	4	DEN - Denmark	5	2	3
5	BRA - Brazil	4	1	3	4	LAT - Latvia	5	2	3
5	SUI - Switzerland	4	1	3	6	ITA - Italy	5	1	4
7	FIN - Finland	5	1	4	6	POL - Poland	5	1	4
Group C									
Rank	Team	Games	Wins	Losses					
1	KOR - Korea	5	5	0 Q					
2	ENG - England	5	3	2					
2	SCO - Scotland	5	3	2					
2	SVK - Slovakia	5	3	2					
5	HUN - Hungary	6	2	4					
6	ESP - Spain	5	1	4					
6	TUR - Türkiye	5	1	4					

Note:
Under World Curling rules, tie-breaking rules for standings are not applied until after the last game of the round robin.

Legend:
 Power Play **LSD** Last Stone Draw **LSFE(*)** Last Stone First End
Q Qualified for the play-offs **X** Unplayed/unfinished end due to concession

Session Results and Standings

Sheet	Team	LSD/LSFE	1	2	3	4	5	6	7	8	Extra Ends	Total
A	DEN - Denmark	188.8cm	0	1	0	1	0	3	0	0		5
	LAT - Latvia	152.8cm *	1	0	1	0	3	0	2	1		8
B	JPN - Japan	270.6cm	0	1	1	0	2	0	1	1		6
	CHN - China	130.4cm *	1	0	0	1	0	3	0	0		5
C	FIN - Finland	259.0cm	0	0	0	0	5	1	0	0		6
	SUI - Switzerland	186.7cm *	3	1	1	1	0	0	2	1		9
D	USA - United States	211.4cm	0	1	1	2	2	0	1	0		7
	NOR - Norway	179.4cm *	5	0	0	0	0	3	0	1		9

Current Standings

Group A					Group B				
Rank	Team	Games	Wins	Losses	Rank	Team	Games	Wins	Losses
1	JPN - Japan	1	1	0	1	LAT - Latvia	1	1	0
1	NOR - Norway	1	1	0	2	DEN - Denmark	1	0	1
1	SUI - Switzerland	1	1	0		CAN - Canada	0		
4	CHN - China	1	0	1		CZE - Czechia	0		
4	FIN - Finland	1	0	1		EST - Estonia	0		
4	USA - United States	1	0	1		ITA - Italy	0		
	BRA - Brazil	0				POL - Poland	0		

Group C				
Rank	Team	Games	Wins	Losses
	ENG - England			
	ESP - Spain			
	HUN - Hungary			
	KOR - Korea			
	SCO - Scotland			
	SVK - Slovakia			
	TUR - Türkiye			

Note:
Under World Curling rules, tie-breaking rules for standings are not applied until after the last game of the round robin.

Legend:
 Power Play **LSD** Last Stone Draw **LSFE(*)** Last Stone First End

Entry List by Event

As of MON 10 MAR 2025

BRA - Brazil		Group A
F	MIRANDA Vilma	R
M	GABRIEL Jeronimo	L
C	GARCIA Tatiani	
O	-	

CAN - Canada		Group B
F	FORREST Ina	L
M	IDESON Mark	R
C	FERGUSON Dana	
O	TURCOTTE Kyle	

CHN - China		Group A
F	WANG Meng	R
M	YANG Jinqiao	R
C	RU Xia	
O	REN Fang	

CZE - Czechia		Group B
F	HOMOLOVA Eva	R
M	MUSILEK Radek	R
C	NEKOVARIK Vit	
O	-	

DEN - Denmark		Group B
F	CHRISTIANSEN SCHMIDT Helle	R
M	OERBAEK Kenneth	R
C	WIKSTEN Kasper	
O	CHRISTENSEN Per	

ENG - England		Group C
F	ASPEY Karen	R
M	PIMBLETT Stewart	R
C	LENTON Tony	
2C	LENTON Rosemary	

ESP - Spain		Group C
F	NADAL RODRIGUEZ Anna	L
M	TRAMONT Bertrand	R
C	FERNANDEZ PICADO Maria	
O	BORRAS BANOS Arnau	

EST - Estonia		Group B
F	RIIDEBACH Katlin	R
M	VILLAU Ain	R
C	ANDRE Aleksander	
O	KIROTAR Sander	

FIN - Finland		Group A
F	LAMPINEN Ritva	R
M	TUOMAALA Harry	R
C	LILL Erkki (EST)	
O	IKAVALKO Lauri	

HUN - Hungary		Group C
F	SASADI Aniko	L
M	BARKOCZI Peter	L
C	ROZGONYI Gergely	
O	-	

ITA - Italy		Group B
F	BERTO Orietta	R
M	IORIATTI Paolo	R
C	MAINO Roberto	
O	LORENZI Adriano	

JPN - Japan		Group A
F	OGAWA Aki	R
M	NAKAJIMA Yoji	R
C	IINO Akiko	
2C	OGIHARA Eri	

KOR - Korea		Group C
F	KIM Hyemin	R
M	JEONG Junho	R
C	AHN Jaesung	
O	BEAK Jongchul	

LAT - Latvia		Group B
F	ROZKOVA Polina	R
M	LASMANS Agris	R
C	VEIDEMANIS Arnis	
O	ANDERSONE Laura	

NOR - Norway		Group A
F	SVEBERG Mia Larsen	R
M	SKOGSTAD Geir Arne	R
C	DAHLMAN Peter (SWE)	
O	DJUPSKAAS Ingrid	

POL - Poland		Group B
F	KOZAKIEWICZ Joanna	R
M	GASIK-DASZKOWSKI Michal	R
C	FRYNIA Pawel	
O	-	

Entry List by Event

As of MON 10 MAR 2025

SCO - Scotland		Group C
F	MCKENNA Charlotte	R
M	NIBLOE Hugh	R
C	RYDER Niall	
NC	SWAN Sheila	

SUI - Switzerland		Group A
F	JAQUEROD Fanny	R
M	DECORVET Eric	L
C	MEIENBERG Stefan	
NC	SCHWEIZER Katja (GER)	

SVK - Slovakia		Group C
F	KUNKELOVA Monika	R
M	DURIS Radoslav	R
C	MATULOVA Daniela	
O	-	

TUR - Türkiye		Group C
F	BINGOL Zuleyha	R
M	GULES Mesut	R
C	TURAN Ahmet Faruk	
2C	SENOL Melik	

USA - United States		Group A
F	DWYER Laura	R
M	EMT Stephen	R
C	ANNIS Pete	
2C	MOORES Clare	

Note:

Team members are identified as follows:

F = Female, **M** = Male, **C** = Coach, **2C** = 2nd Team Coach, **NC** = National Coach, **T** = Translator, **O** = Team Official

Legend:

L Left-handed

R Right-handed

Competition Officials

As of SUN 9 MAR 2025

Function	Name	Organisation
World Curling President:	WELLING Beau	USA - United States
World Curling Head of Competitions:	ROETHLISBERGER Eeva	SUI - Switzerland
World Curling Technical Delegate:	SNITIL Jiri	CZE - Czechia
Chief Umpire:	GOWER Michele	CAN - Canada
Deputy Chief Umpire:	IMLAY David	SCO - Scotland
Game Umpires:	BRODIE Harry	SCO - Scotland
	CHRIST BUETTLER Franziska	SUI - Switzerland
	DE LOTTO Giorgia	ITA - Italy
	KIM Se-Mi	KOR - Korea
	PLUTA Marta	POL - Poland
	TRAILA Octavia	ROU - Romania
Chief Timer:	KIESCHE Thomas	DEN - Denmark
Deputy Chief Timer:	MATAU Cristian	ROU - Romania
Chief Ice Technician:	ROETHLISBERGER Stefan	SUI - Switzerland
Deputy Chief Ice Technician:	SKAGA Ingvild	NOR - Norway
Chief Classifier:	NEWELL Emilie	CAN - Canada
Classifier Panellist:	CHESI Enrico	ITA - Italy
	PYBUS Helen	SCO - Scotland

Competition Schedule
REVISED

19 FEB 23:34

As of WED 19 FEB 2025

Date	Start Time	Session	Sheet A	Sheet B	Sheet C	Sheet D
TUE 11 MAR	9:00	1	DEN - LAT	JPN - CHN	FIN - SUI	USA - NOR
	13:00	2	ESP - HUN	EST - CZE	ENG - SCO	POL - ITA
	16:30	3	SUI - JPN	USA - FIN	NOR - BRA	KOR - SVK
	20:00	4	ITA - CAN	POL - DEN	LAT - EST	TUR - SCO
WED 12 MAR	9:30	5	ENG - SVK	ESP - TUR	SUI - CHN	HUN - KOR
	13:00	6	BRA - USA	CZE - CAN	ITA - LAT	EST - DEN
	16:30	7	FIN - CHN	HUN - SVK	TUR - ENG	NOR - JPN
	20:00	8	SCO - KOR	DEN - ITA	EST - CAN	CZE - POL
THU 13 MAR	9:30	9	CHN - NOR	SUI - USA	BRA - FIN	SVK - ESP
	13:00	10	LAT - CZE	TUR - KOR	SCO - HUN	ITA - EST
	16:30	11	JPN - BRA	FIN - NOR	CAN - POL	CHN - USA
	20:00	12	HUN - TUR	SVK - SCO	DEN - CZE	ESP - ENG
FRI 14 MAR	9:30	13	POL - EST	ENG - HUN	KOR - ESP	CAN - LAT
	13:00	14	NOR - SUI	CHN - BRA	CZE - ITA	JPN - FIN
	16:30	15	CAN - DEN	LAT - POL	SVK - TUR	
	20:00	16	KOR - ENG	SCO - ESP	USA - JPN	BRA - SUI
SAT 15 MAR	10:00	Quarter-finals				
	17:00	Semi-finals				
SUN 16 MAR	10:00	Bronze Medal Game				
	14:00	Gold Medal Game				

Note:

First named team in each game plays red-handled stones and wears dark coloured upper playing garments. Please check online for more details and the latest updates.

REVISED
Revised after withdrawal of two teams