



**World Mixed Doubles Qualification Event 2019  
Greenacres, Scotland**

**2 – 7 December 2019**

**RESULTS SUMMARY**

## Final Standings

Rank	Team	Players		Group Rank	DSC
1	GER - Germany	SCHOELL Pia-Lisa HARSCH Klaudius KAPP Uli	F M C		
1	ITA - Italy	ZAPPONE Veronica GONIN Simone -	F M C		
3	CHN - China	YANG Ying LING Zhi RANTAMAEMI Tomi	F M C		
3	KOR - Korea	JANG Hyeji SEONG Yujin AHN Jaesung	F M C		
5	AUT - Austria	AUGUSTIN Hannah REICHEL Martin SCHROEDER Bjoern	F M C		
5	TUR - Turkey	YILDIZ Dilsat KARAGOZ Ugurcan ZUMMACK Tony	F M C		
7	FRA - France	MORAND Sandrine BORINI Romain -	F M C		
7	LAT - Latvia	RUDZITE Ieva ZENTELIS Artis -	F M C		
9	DEN - Denmark	GROENBECH Christine GROENBECH Martin SVENSEN Per	F M C	A3	58.99 cm
10	TPE - Chinese Taipei	CHOU Amanda LIU Brendon LIN Ting-Li	F M C	C3	62.55 cm
11	BLR - Belarus	TARSUNOVA Tatsiana SHALAMITSKI Ilya TELEZHKIN Vasili	F M C	D3	75.15 cm
12	IRL - Ireland	FYFE Alison WILSON John FYFE Neil	F M C	B3	76.49 cm
13	HKG - Hong Kong	HUNG Ling-Yue CHANG Jason COLLINS Rick	F M C	C4	52.29 cm
14	BEL - Belgium	GEERINCKX Veerle HEYLEN Dirk -	F M C	B4	63.94 cm
15	GUY - Guyana	HUSSAIN Farzana HUSAIN Rayad -	F M C	A4	66.27 cm
16	NED - Netherlands	BOMAS Lisenka BOMAS Bob GRANDY Clancy	F M C	D4	75.87 cm

## Final Standings

Rank	Team	Players		Group Rank	DSC
17	KOS - Kosovo	DAKAJ Eldena ANDERSEN Peter RUSSELL Judy	F M C	A5	56.57 cm
18	SVK - Slovakia	MATULOVA Daniela MORAVCIK Milan -	F M C	D5	65.94 cm
19	ROU - Romania	TRAILA Iulia COLIBAN Allen MITCHELL Alan	F M C	B5	80.52 cm
20	POL - Poland	SZELIGA-FRYNIA Marta FRYNIA Pawel -	F M C	C5	88.74 cm
21	KAZ - Kazakhstan	ALLIYAROVA Sitora ZHUZBAY Abylaikhan KIM Viktor	F M C	C6	44.27 cm
22	BRA - Brazil	BARRELLA Luciana CERQUINHO Marcio SCOFFIN Wade	F M C	B6	84.48 cm
23	UKR - Ukraine	KOTOVA Anastasiia VELYCHKO Mykyta -	F M C	A6	125.48 cm
24	LTU - Lithuania	RYKOVE Akvile RYKOV Konstantin -	F M C	D6	138.68 cm
25	SLO - Slovenia	MANCEK Irena ZELINKA Gaber Bor ZELINKA Urban	F M C	C7	87.68 cm
26	KSA - Saudi Arabia	ALAQEL Karrie ALAQEL Suleiman FYFE Alastair	F M C	B7	138.66 cm
27	WAL - Wales	RUSSELL Heather THACKRAY Michael POUGHER Richard	F M C	A7	148.49 cm
28	NGR - Nigeria	COLE Susana COLE Tijani -	F M C	D7	175.83 cm

**Note:**  
Team members are identified as follows:  
**F** = Female, **M** = Male, **C** = Coach

**CHN, GER, ITA, and KOR are qualified for the World Mixed Doubles Curling Championship 2020 in Kelowna, Canada**



After Play-off Games 9 - 10

Competition Summary

Session	Date Time	Sheet A	Sheet B	Sheet C	Sheet D	Sheet E	Sheet F
Session 1	2 DEC 17:15	AUT 6 - 5 KOR	HKG 7 - 2 POL	LAT 8 - 3 TPE	KAZ 4 - 10 ITA	NED 12 - 0 NGR	SVK 5 - 6 BLR
Session 2	2 DEC 20:30	CHN 8 - 10 GER	BEL 4 - 11 FRA	KOS 6 - 8 UKR	KSA 0 - 12 TUR	DEN 9 - 3 WAL	ROU 6 - 9 IRL
Session 3	3 DEC 9:00	ITA 9 - 5 LAT	SVK 8 - 10 <sup>EE</sup> NED	POL 8 - 4 SLO	BLR 9 - 2 AUT	TPE 9 - 6 HKG	KOR 8 - 2 LTU
Session 4	3 DEC 12:30	BRA 7 - 9 BEL	GER 11 - 5 GUY	KSA 4 - 13 ROU	DEN 9 - 1 KOS	TUR 10 - 4 IRL	WAL 13 - 6 UKR
Session 5	3 DEC 16:00	NGR 3 - 11 SVK	LAT 7 - 5 KAZ	BLR 3 - 7 KOR	TPE 8 - 4 POL	AUT 8 - 5 LTU	HKG 10 - 3 SLO
Session 6	3 DEC 19:30	FRA 10 - 1 KSA	UKR 2 - 11 CHN	IRL 10 - 7 BRA	WAL 1 - 9 GER	BEL 3 - 7 ROU	GUY 5 - 7 <sup>EE</sup> DEN
Session 7	4 DEC 9:00	GER 8 - 2 KOS	KSA 1 - 13 IRL	UKR 2 - 8 GUY	ROU 4 - 6 FRA	CHN 9 - 5 DEN	BRA 1 - 9 TUR
Session 8	4 DEC 12:30	NED 2 - 9 BLR	SLO 1 - 10 ITA	LTU 13 - 4 NGR	HKG 5 - 6 LAT	SVK 3 - 12 KOR	KAZ 12 - 3 TPE
Session 9	4 DEC 16:00	DEN 11 - 1 UKR	TUR 9 - 0 BEL	CHN 12 - 0 WAL	BRA 8 - 5 <sup>EE</sup> KSA	KOS 2 - 9 GUY	IRL 4 - 6 <sup>EE</sup> FRA
Session 10	4 DEC 19:30	LAT 4 - 7 POL	BLR 8 - 4 LTU	SLO 3 - 13 KAZ	KOR 11 - 1 NED	ITA 8 - 2 TPE	NGR 2 - 7 AUT
Session 11	5 DEC 9:00	GUY 9 - 4 WAL	ROU 6 - 7 BRA	FRA 0 - 12 TUR	IRL 8 - 7 <sup>EE</sup> BEL	UKR 1 - 11 GER	KOS 3 - 10 CHN
Session 12	5 DEC 12:30	TPE 7 - 6 SLO	AUT 10 - 4 SVK	ITA 9 - 8 HKG	NGR 1 - 13 BLR	POL 6 - 3 KAZ	LTU 5 - 10 NED
Session 13	5 DEC 16:00	TUR 10 - 1 ROU	WAL 3 - 11 KOS	GER 7 - 6 DEN	GUY 2 - 13 CHN	FRA 8 - 1 BRA	BEL 7 - 6 KSA
Session 14	5 DEC 19:30	KAZ 5 - 8 HKG	KOR 13 - 0 NGR	NED 5 - 7 AUT	LTU 8 - 9 <sup>EE</sup> SVK	SLO 6 - 5 LAT	POL 2 - 9 ITA
Play-off 1-4	6 DEC 10:00	GER 13 - 6 LAT	FRA 4 - 11 ITA	AUT 6 - 8 TUR	KOR 6 - 4 CHN		
Play-off 5-8	6 DEC 15:00	CHN 11 - 3 FRA	TUR 5 - 7 GER	ITA 6 - 4 KOR	AUT 6 - 3 LAT		
Play-off 9-10	7 DEC 10:00		KOR 7 - 2 AUT	CHN 8 - 7 <sup>EE</sup> TUR			

Standings after Round Robin

Group A						Group B					
Rank	Team	Games	Wins	Losses		Rank	Team	Games	Wins	Losses	
1	GER - Germany	6	6	0	Q	1	TUR - Turkey	6	6	0	Q
2	CHN - China	6	5	1	Q	2	FRA - France	6	5	1	Q
3	DEN - Denmark	6	4	2		3	IRL - Ireland	6	4	2	
4	GUY - Guyana	6	3	3		4	BEL - Belgium	6	2	4	w1 DSC 63.94cm
5	KOS - Kosovo	6	1	5	w1 DSC 56.57cm	5	ROU - Romania	6	2	4	w1 DSC 80.52cm
6	UKR - Ukraine	6	1	5	w1 DSC 125.48cm	6	BRA - Brazil	6	2	4	w1 DSC 84.48cm
7	WAL - Wales	6	1	5	w1 DSC 148.49cm	7	KSA - Saudi Arabia	6	0	6	
Group C						Group D					
Rank	Team	Games	Wins	Losses		Rank	Team	Games	Wins	Losses	
1	ITA - Italy	6	6	0	Q	1	KOR - Korea	6	5	1	Q w1 DSC 39.65cm
2	LAT - Latvia	6	3	3	Q w2,1	2	AUT - Austria	6	5	1	Q w1 DSC 66.83cm
3	TPE - Chinese Taipei	6	3	3	w2,0	3	BLR - Belarus	6	5	1	w1 DSC 75.15cm
4	HKG - Hong Kong	6	3	3	w1,1	4	NED - Netherlands	6	3	3	
5	POL - Poland	6	3	3	w1,0	5	SVK - Slovakia	6	2	4	
6	KAZ - Kazakhstan	6	2	4		6	LTU - Lithuania	6	1	5	
7	SLO - Slovenia	6	1	5		7	NGR - Nigeria	6	0	6	



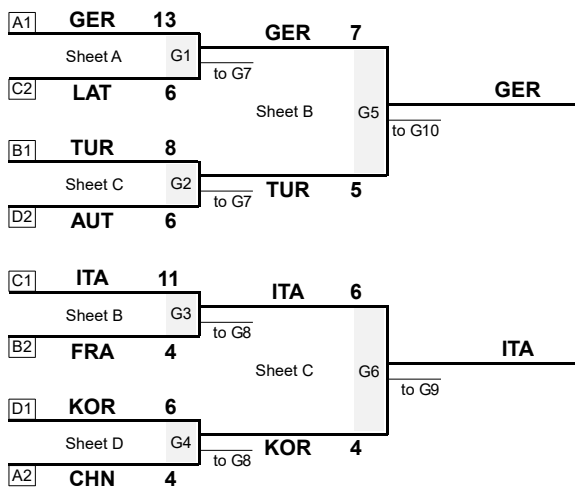
## Competition Summary

### Merged Group Standings

Rank Team	Round Robin Results		Rank Team	Round Robin Results		Rank Team	Round Robin Results				
	Group Rank	DSC		Group Rank	DSC		Group Rank	DSC			
1 GER - Germany	A	1	35.08cm	11 BLR - Belarus	D	3	75.15cm	21 KAZ - Kazakhstan	C	6	44.27cm
2 KOR - Korea	D	1	39.65cm	12 IRL - Ireland	B	3	76.49cm	22 BRA - Brazil	B	6	84.48cm
3 ITA - Italy	C	1	40.83cm	13 HKG - Hong Kong	C	4	52.29cm	23 UKR - Ukraine	A	6	125.48cm
4 TUR - Turkey	B	1	62.87cm	14 BEL - Belgium	B	4	63.94cm	24 LTU - Lithuania	D	6	138.68cm
5 CHN - China	A	2	22.94cm	15 GUY - Guyana	A	4	66.27cm	25 SLO - Slovenia	C	7	87.68cm
6 FRA - France	B	2	28.01cm	16 NED - Netherlands	D	4	75.87cm	26 KSA - Saudi Arabia	B	7	138.66cm
7 LAT - Latvia	C	2	37.24cm	17 KOS - Kosovo	A	5	56.57cm	27 WAL - Wales	A	7	148.49cm
8 AUT - Austria	D	2	66.83cm	18 SVK - Slovakia	D	5	65.94cm	28 NGR - Nigeria	D	7	175.83cm
9 DEN - Denmark	A	3	58.99cm	19 ROU - Romania	B	5	80.52cm				
10 TPE - Chinese Taipei	C	3	62.55cm	20 POL - Poland	C	5	88.74cm				

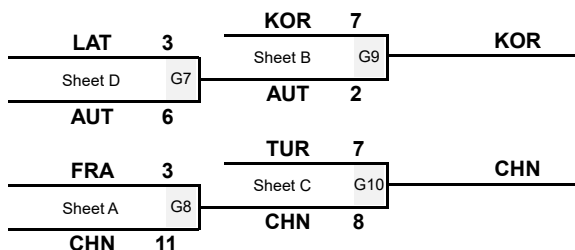
### Play-offs Bracket

#### A-Road



Qualified for the  
World Mixed Doubles Curling Championship 2020  
in Kelowna, Canada

#### B-Road



Qualified for the  
World Mixed Doubles Curling Championship 2020  
in Kelowna, Canada

#### Legend:

**DSC** Draw Shot Challenge

**EE** Extra End

**Q** Qualified for the play-offs

**wn** Number of wins (n) against tied teams

SAT 7 DEC 2019  
Start Time 10:00

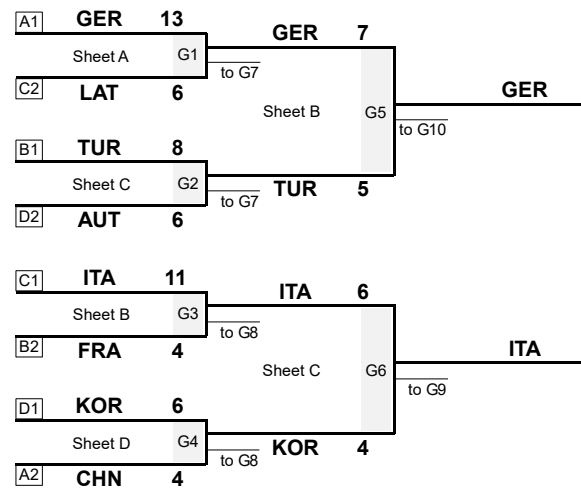
Play-off Games 9 - 10

### Session Results and Standings

Sheet	Game	Team	LSFE	1	2	3	4	5	6	7	8	Extra Ends	Total
B	9	KOR - Korea		1	1	0	2	1	0	2	X		7
	9	AUT - Austria	*	0	0	1	0	0	1	0	X		2
C	9	CHN - China	*	2	1	0	1	0	3	0	0	1	8
	9	TUR - Turkey		0	0	1	0	1	0	3	2	0	7

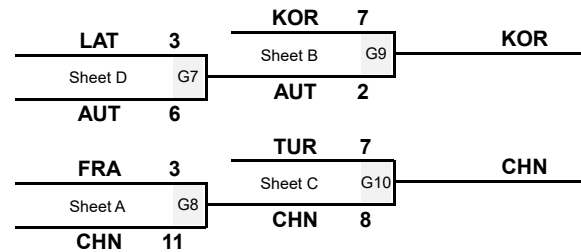
### Play-offs Bracket

#### A-Road



Qualified for the  
World Mixed Doubles Curling Championship 2020  
in Kelowna, Canada

#### B-Road



Qualified for the  
World Mixed Doubles Curling Championship 2020  
in Kelowna, Canada

<b>Legend:</b>	<input type="checkbox"/> Power Play	<b>LSFE(*)</b> Last Stone First End	<b>X</b> Unplayed/unfinished end due to concession
----------------	-------------------------------------	-------------------------------------	--

### Scoring Analysis

Team	Games		LSFE	Stolen Ends	Last Stone Eff.	PP Eff.	Points Scored						Total	Plus / Minus
							0	1	2	3	4	>4		
TUR	9	For	4	28	43%	67%	0	23	10	5	6	0	82	+55
		Against	5	5			0	12	6	1	0	0	27	
CHN	9	For	7	15	57%	80%	0	15	10	6	3	4	86	+48
		Against	2	5			0	16	7	1	0	1	38	
KOR	9	For	5	22	27%	50%	0	21	16	2	1	2	73	+46
		Against	4	6			1	19	4	0	0	0	27	
GER	8	For	7	16	54%	60%	0	17	10	5	1	4	76	+42
		Against	1	3			0	11	4	2	1	1	34	
ITA	8	For	8	14	58%	43%	0	16	11	7	2	1	72	+42
		Against	0	3			0	10	5	2	1	0	30	
BLR	6	For	3	16	38%	33%	0	14	6	3	2	1	48	+27
		Against	3	6			0	11	5	0	0	0	21	
DEN	6	For	2	12	47%	67%	0	10	12	3	1	0	47	+21
		Against	4	5			0	11	3	3	0	0	26	
IRL	6	For	2	9	42%	83%	0	10	8	2	0	3	48	+11
		Against	4	5			2	11	6	2	2	0	37	
HKG	6	For	4	12	43%	100%	0	17	5	3	2	0	44	+10
		Against	2	6			0	10	7	2	1	0	34	
AUT	9	For	7	15	35%	33%	0	21	13	1	1	0	54	+6
		Against	2	13			0	19	6	3	2	0	48	
KAZ	6	For	4	7	35%	60%	0	10	6	2	2	1	42	+5
		Against	2	9			0	15	5	1	1	1	37	
FRA	8	For	5	12	31%	43%	1	16	8	0	4	0	48	0
		Against	3	10			0	13	4	3	3	1	48	
NED	6	For	4	10	26%	25%	0	11	6	3	2	0	40	0
		Against	2	11			0	10	8	2	2	0	40	
GUY	6	For	2	10	39%	33%	0	12	5	2	0	2	38	-1
		Against	4	7			0	11	4	2	1	2	39	
ROU	6	For	2	7	23%	25%	1	10	6	2	1	1	37	-2
		Against	4	9			0	13	7	1	1	1	39	
POL	6	For	2	7	20%	40%	0	9	7	2	0	0	29	-6
		Against	4	14			1	20	6	1	0	0	35	
SVK	6	For	3	9	33%	83%	0	14	5	4	1	0	40	-9
		Against	3	9			0	11	6	3	3	1	49	
LAT	8	For	4	11	20%	43%	1	22	4	2	2	0	44	-10
		Against	4	11			0	14	9	4	0	2	54	
LTU	6	For	1	8	30%	50%	0	8	5	1	4	0	37	-10
		Against	5	13			0	10	12	3	1	0	47	

### Scoring Analysis

Team	Games		LSFE	Stolen Ends	Last Stone Eff.	PP Eff.	Points Scored						Total	Plus / Minus
							0	1	2	3	4	>4		
TPE	6	For	2	7	35%	50%	0	10	8	2	0	0	32	-12
		Against	4	10			0	9	11	3	1	0	44	
BRA	6	For	1	3	36%	50%	0	9	5	4	0	0	31	-16
		Against	5	10			0	18	3	2	3	1	47	
BEL	6	For	5	3	26%	0%	0	9	4	3	1	0	30	-18
		Against	1	17			0	19	6	3	2	0	48	
KOS	6	For	4	6	17%	33%	0	12	2	3	0	0	25	-22
		Against	2	12			0	8	8	3	1	2	47	
SLO	6	For	0	6	24%	0%	0	10	5	1	0	0	23	-30
		Against	6	11			0	14	6	3	3	1	53	
WAL	6	For	1	5	12%		0	9	2	1	2	0	24	-32
		Against	5	16			0	12	6	9	0	1	56	
UKR	6	For	3	2	11%	33%	0	8	0	1	1	1	20	-40
		Against	3	18			0	15	7	2	5	1	60	
KSA	6	For	2	6	4%		0	13	2	0	0	0	17	-46
		Against	4	15			0	7	11	5	2	2	63	
NGR	6	For	0	0	8%		1	5	1	1	0	0	10	-59
		Against	6	19			0	12	10	5	3	2	69	
Total	94			278			4	361	182	71	39	20	1197	

**Note:**  
Stolen ends are the ends won without the last stone advantage.  
Last Stone Efficiency: Scoring two or more points with last stone advantage.  
Power Play Efficiency: Scoring two or more points by the team calling a Power Play.

**Legend:**  
>4 More than four points scored      **Eff.** Efficiency      **LSFE** Last Stone First End  
**PP** Power Play



### Summary of Big Ends

Points Scored	By	Against	Session	End	Game Result
6	CHN - China	FRA - France	PO2	4	11 : 3
6	IRL - Ireland	KSA - Saudi Arabia	7	1	13 : 1
6	KAZ - Kazakhstan	SLO - Slovenia	10	3	13 : 3
5	BLR - Belarus	NGR - Nigeria	12	6	13 : 1
5	CHN - China	GER - Germany	2	2	8 : 10
5	CHN - China	KOS - Kosovo	11	3	10 : 3
5	CHN - China	GUY - Guyana	13	5	13 : 2
5	GER - Germany	CHN - China	2	5	10 : 8
5	GER - Germany	GUY - Guyana	4	1	11 : 5
5	GER - Germany	LAT - Latvia	PO1	1	13 : 6
5	GER - Germany	LAT - Latvia	PO1	7	13 : 6
5	GUY - Guyana	UKR - Ukraine	7	3	8 : 2
5	GUY - Guyana	KOS - Kosovo	9	5	9 : 2
5	IRL - Ireland	ROU - Romania	2	7	9 : 6
5	IRL - Ireland	BRA - Brazil	6	3	10 : 7
5	ITA - Italy	KAZ - Kazakhstan	1	5	10 : 4
5	KOR - Korea	SVK - Slovakia	8	8	12 : 3
5	KOR - Korea	NGR - Nigeria	14	1	13 : 0
5	ROU - Romania	KSA - Saudi Arabia	4	6	13 : 4
5	UKR - Ukraine	WAL - Wales	4	4	6 : 13
4	AUT - Austria	SVK - Slovakia	12	6	10 : 4
4	BEL - Belgium	BRA - Brazil	4	6	9 : 7
4	BLR - Belarus	AUT - Austria	3	1	9 : 2
4	BLR - Belarus	NED - Netherlands	8	2	9 : 2
4	CHN - China	UKR - Ukraine	6	7	11 : 2
4	CHN - China	GUY - Guyana	13	1	13 : 2
4	CHN - China	FRA - France	PO2	1	11 : 3
4	DEN - Denmark	UKR - Ukraine	9	6	11 : 1
4	FRA - France	BEL - Belgium	2	3	11 : 4
4	FRA - France	BEL - Belgium	2	6	11 : 4
4	FRA - France	KSA - Saudi Arabia	6	1	10 : 1
4	FRA - France	BRA - Brazil	13	6	8 : 1
4	GER - Germany	UKR - Ukraine	11	3	11 : 1
4	HKG - Hong Kong	SLO - Slovenia	5	5	10 : 3
4	HKG - Hong Kong	ITA - Italy	12	4	8 : 9
4	ITA - Italy	SLO - Slovenia	8	6	10 : 1
4	ITA - Italy	FRA - France	PO1	1	11 : 4
4	KAZ - Kazakhstan	SLO - Slovenia	10	5	13 : 3

### Summary of Big Ends

Points Scored	By	Against	Session	End	Game Result
4	KAZ - Kazakhstan	HKG - Hong Kong	14	4	5 : 8
4	KOR - Korea	NED - Netherlands	10	2	11 : 1
4	LAT - Latvia	TPE - Chinese Taipei	1	6	8 : 3
4	LAT - Latvia	KAZ - Kazakhstan	5	6	7 : 5
4	LTU - Lithuania	AUT - Austria	5	3	5 : 8
4	LTU - Lithuania	NGR - Nigeria	8	1	13 : 4
4	LTU - Lithuania	NGR - Nigeria	8	5	13 : 4
4	LTU - Lithuania	SVK - Slovakia	14	5	8 : 9
4	NED - Netherlands	SVK - Slovakia	3	6	10 : 8
4	NED - Netherlands	LTU - Lithuania	12	1	10 : 5
4	ROU - Romania	IRL - Ireland	2	3	6 : 9
4	SVK - Slovakia	NGR - Nigeria	5	7	11 : 3
4	TUR - Turkey	KSA - Saudi Arabia	2	2	12 : 0
4	TUR - Turkey	IRL - Ireland	4	4	10 : 4
4	TUR - Turkey	BRA - Brazil	7	1	9 : 1
4	TUR - Turkey	FRA - France	11	2	12 : 0
4	TUR - Turkey	ROU - Romania	13	1	10 : 1
4	TUR - Turkey	GER - Germany	PO2	2	5 : 7
4	UKR - Ukraine	KOS - Kosovo	2	7	8 : 6
4	WAL - Wales	UKR - Ukraine	4	5	13 : 6
4	WAL - Wales	UKR - Ukraine	4	8	13 : 6

**Note:**  
Big ends are defined as ends with a score of four or more points.

**Legend:**  
**PO1** Play-off Games 1-4                      **PO2** Play-off Games 5-8

### Power Play Analysis

Team	Games	Number of Power Plays	Points Scored in Power Play							Total	Average Score in Power Play
			<0	0/X	1	2	3	4	>4		
IRL - Ireland	6	6	0	0	1	2	2	0	1	16	+2.7
SVK - Slovakia	6	6	0	0	1	1	3	1	0	16	+2.7
HKG - Hong Kong	6	4	0	0	0	2	2	0	0	10	+2.5
GER - Germany	8	5	0	0	2	1	1	0	1	12	+2.4
KAZ - Kazakhstan	6	5	0	0	2	1	0	2	0	12	+2.4
BLR - Belarus	6	3	0	0	2	0	0	0	1	7	+2.3
DEN - Denmark	6	6	0	0	2	1	2	1	0	14	+2.3
CHN - China	9	5	1	0	0	2	1	1	0	9	+1.8
LAT - Latvia	8	7	1	0	3	0	2	1	0	12	+1.7
AUT - Austria	9	6	0	0	4	1	0	1	0	10	+1.7
KOS - Kosovo	6	3	0	0	2	0	1	0	0	5	+1.7
TUR - Turkey	9	4	1	1	0	0	2	0	0	5	+1.7
UKR - Ukraine	6	6	2	0	2	0	0	1	1	8	+1.3
BRA - Brazil	6	4	1	0	1	1	1	0	0	5	+1.3
FRA - France	8	7	2	0	2	2	0	1	0	8	+1.1
ITA - Italy	8	7	2	0	2	2	0	1	0	7	+1.0
KOR - Korea	9	4	1	0	1	2	0	0	0	4	+1.0
TPE - Chinese Taipei	6	4	1	0	1	2	0	0	0	4	+1.0
GUY - Guyana	6	3	1	0	1	1	0	0	0	2	+0.7
LTU - Lithuania	6	2	1	0	0	1	0	0	0	1	+0.5
ROU - Romania	6	4	1	1	1	1	0	0	0	1	+0.3
POL - Poland	6	6	2	0	1	2	0	0	0	1	+0.2
KSA - Saudi Arabia	6	0	0	0	0	0	0	0	0	0	0.0
NGR - Nigeria	6	0	0	0	0	0	0	0	0	0	0.0
WAL - Wales	6	0	0	0	0	0	0	0	0	0	0.0

### Power Play Analysis

Team	Games	Number of Power Plays	Points Scored in Power Play							Total	Average Score in Power Play
			<0	0/X	1	2	3	4	>4		
NED - Netherlands	6	4	3	0	0	0	1	0	0	-2	-0.5
BEL - Belgium	6	1	1	0	0	0	0	0	0	-1	-1.0
SLO - Slovenia	6	2	1	0	1	0	0	0	0	-2	-1.0
<b>Total</b>	<b>94</b>	<b>114</b>	<b>22</b>	<b>2</b>	<b>32</b>	<b>25</b>	<b>18</b>	<b>10</b>	<b>4</b>	<b>164</b>	<b>+1.4</b>

**Note:**  
Power Play can be used once per game by each team and only when the team has the last stone advantage. Power Play cannot be used in extra ends.

**Legend:**  
 <0 Ends scored by the opponent team      >4 More than four points scored      X Unfinished end due to concession

FRI 6 DEC 2019  
Start Time 15:00

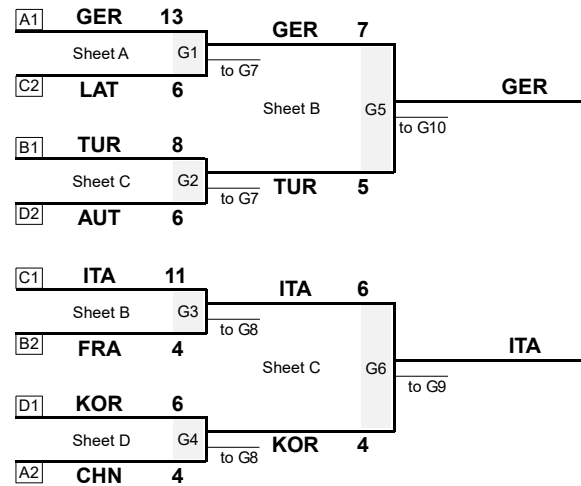
Play-off Games 5 - 8

### Session Results and Standings

Sheet	Game	Team	LSFE	1	2	3	4	5	6	7	8	Extra Ends	Total
A	8	CHN - China	*	4	0	0	6	1	0	X	X		11
	8	FRA - France		0	1	1	0	0	1	X	X		3
B	8	TUR - Turkey		0	4	0	0	0	1	0	X		5
	8	GER - Germany	*	1	0	1	2	2	0	1	X		7
C	8	ITA - Italy	*	1	1	0	2	0	0	1	1		6
	8	KOR - Korea		0	0	1	0	1	2	0	0		4
D	8	AUT - Austria		0	0	1	1	0	2	1	1		6
	8	LAT - Latvia	*	1	1	0	0	1	0	0	0		3

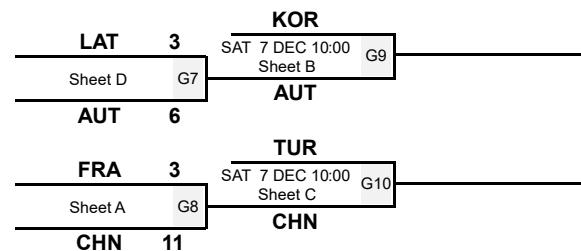
### Play-offs Bracket

#### A-Road



Qualified for the  
World Mixed Doubles Curling Championship 2020  
in Kelowna, Canada

#### B-Road



Qualified for the  
World Mixed Doubles Curling Championship 2020  
in Kelowna, Canada

<b>Legend:</b>	<input type="checkbox"/> Power Play	<b>LSFE(*)</b> Last Stone First End	<b>X</b> Unplayed/unfinished end due to concession
----------------	-------------------------------------	-------------------------------------	--

FRI 6 DEC 2019  
Start Time 10:00

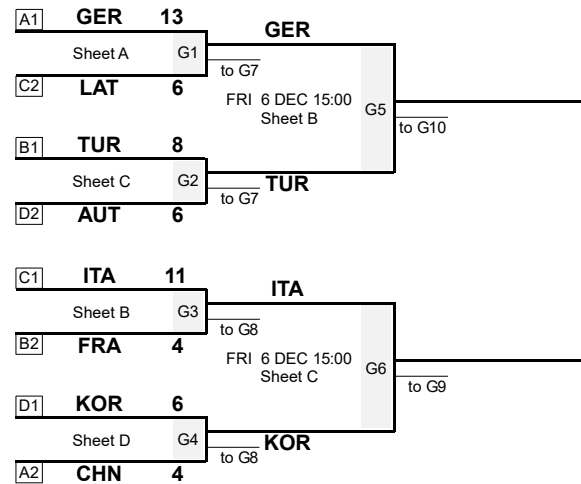
Play-off Games 1 - 4

### Session Results and Standings

Sheet	Game	Team	LSFE	1	2	3	4	5	6	7	8	Extra Ends	Total
A	7	GER - Germany	*	5	0	1	0	2	0	5	X		13
	7	LAT - Latvia		0	3	0	1	0	2	0	X		6
B	7	FRA - France		0	2	0	2	0	0	X	X		4
	7	ITA - Italy	*	4	0	3	0	3	1	X	X		11
C	7	AUT - Austria	*	2	0	2	1	0	0	1	0		6
	7	TUR - Turkey		0	2	0	0	1	2	0	3		8
D	7	KOR - Korea		0	1	2	1	0	1	0	1		6
	7	CHN - China	*	1	0	0	0	1	0	2	0		4

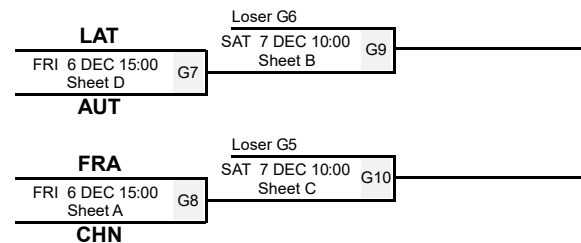
### Play-offs Bracket

#### A-Road



Qualified for the  
World Mixed Doubles Curling Championship 2020  
in Kelowna, Canada

#### B-Road



Qualified for the  
World Mixed Doubles Curling Championship 2020  
in Kelowna, Canada

**Legend:**  
 Power Play      **LSFE(\*)** Last Stone First End      **X** Unplayed/unfinished end due to concession

### Competition Matrix

#### Group A

Team	CHN	DEN	GER	GUY	KOS	UKR	WAL
CHN		9 - 5	8 - 10	13 - 2	10 - 3	11 - 2	12 - 0
DEN	5 - 9		6 - 7	7 - 5	9 - 1	11 - 1	9 - 3
GER	10 - 8	7 - 6		11 - 5	8 - 2	11 - 1	9 - 1
GUY	2 - 13	5 - 7	5 - 11		9 - 2	8 - 2	9 - 4
KOS	3 - 10	1 - 9	2 - 8	2 - 9		6 - 8	11 - 3
UKR	2 - 11	1 - 11	1 - 11	2 - 8	8 - 6		6 - 13
WAL	0 - 12	3 - 9	1 - 9	4 - 9	3 - 11	13 - 6	

### Standings after Round Robin

Rank	Team	Games	Wins	Losses	
1	GER - Germany	6	6	0	Q
2	CHN - China	6	5	1	Q
3	DEN - Denmark	6	4	2	
4	GUY - Guyana	6	3	3	
5	KOS - Kosovo	6	1	5	w1 DSC 56.57cm
6	UKR - Ukraine	6	1	5	w1 DSC 125.48cm
7	WAL - Wales	6	1	5	w1 DSC 148.49cm

### Competition Matrix

#### Group B

Team	BEL	BRA	FRA	IRL	KSA	ROU	TUR
BEL		9 - 7	4 - 11	7 - 8	7 - 6	3 - 7	0 - 9
BRA	7 - 9		1 - 8	7 - 10	8 - 5	7 - 6	1 - 9
FRA	11 - 4	8 - 1		6 - 4	10 - 1	6 - 4	0 - 12
IRL	8 - 7	10 - 7	4 - 6		13 - 1	9 - 6	4 - 10
KSA	6 - 7	5 - 8	1 - 10	1 - 13		4 - 13	0 - 12
ROU	7 - 3	6 - 7	4 - 6	6 - 9	13 - 4		1 - 10
TUR	9 - 0	9 - 1	12 - 0	10 - 4	12 - 0	10 - 1	

### Standings after Round Robin

Rank	Team	Games	Wins	Losses		
1	TUR - Turkey	6	6	0		Q
2	FRA - France	6	5	1		Q
3	IRL - Ireland	6	4	2		
4	BEL - Belgium	6	2	4	w1	DSC 63.94cm
5	ROU - Romania	6	2	4	w1	DSC 80.52cm
6	BRA - Brazil	6	2	4	w1	DSC 84.48cm
7	KSA - Saudi Arabia	6	0	6		



### Competition Matrix

#### Group C

Team	HKG	ITA	KAZ	LAT	POL	SLO	TPE
HKG		8 - 9	8 - 5	5 - 6	7 - 2	10 - 3	6 - 9
ITA	9 - 8		10 - 4	9 - 5	9 - 2	10 - 1	8 - 2
KAZ	5 - 8	4 - 10		5 - 7	3 - 6	13 - 3	12 - 3
LAT	6 - 5	5 - 9	7 - 5		4 - 7	5 - 6	8 - 3
POL	2 - 7	2 - 9	6 - 3	7 - 4		8 - 4	4 - 8
SLO	3 - 10	1 - 10	3 - 13	6 - 5	4 - 8		6 - 7
TPE	9 - 6	2 - 8	3 - 12	3 - 8	8 - 4	7 - 6	

### Standings after Round Robin

Rank	Team	Games	Wins	Losses	
1	ITA - Italy	6	6	0	Q
2	LAT - Latvia	6	3	3	Q w2,1
3	TPE - Chinese Taipei	6	3	3	w2,0
4	HKG - Hong Kong	6	3	3	w1,1
5	POL - Poland	6	3	3	w1,0
6	KAZ - Kazakhstan	6	2	4	
7	SLO - Slovenia	6	1	5	

### Competition Matrix

#### Group D

Team	AUT	BLR	KOR	LTU	NED	NGR	SVK
AUT		2 - 9	6 - 5	8 - 5	7 - 5	7 - 2	10 - 4
BLR	9 - 2		3 - 7	8 - 4	9 - 2	13 - 1	6 - 5
KOR	5 - 6	7 - 3		8 - 2	11 - 1	13 - 0	12 - 3
LTU	5 - 8	4 - 8	2 - 8		5 - 10	13 - 4	8 - 9
NED	5 - 7	2 - 9	1 - 11	10 - 5		12 - 0	10 - 8
NGR	2 - 7	1 - 13	0 - 13	4 - 13	0 - 12		3 - 11
SVK	4 - 10	5 - 6	3 - 12	9 - 8	8 - 10	11 - 3	

### Standings after Round Robin

Rank	Team	Games	Wins	Losses				
1	KOR - Korea	6	5	1	Q	w1	DSC	39.65cm
2	AUT - Austria	6	5	1	Q	w1	DSC	66.83cm
3	BLR - Belarus	6	5	1		w1	DSC	75.15cm
4	NED - Netherlands	6	3	3				
5	SVK - Slovakia	6	2	4				
6	LTU - Lithuania	6	1	5				
7	NGR - Nigeria	6	0	6				

**Legend:**

**DSC** Draw Shot Challenge

**Q** Qualified for the play-offs

**wn** Number of wins (n) against tied teams

### Draw Shot Challenge by Group

Group A		Stone Rotation	Last Stone Draw in each Round Robin Game						DSC
Rank	Team		1	2	3	4	5	6	
1	CHN - China	↻	<del>189.3</del>	17.7	18.6	13.0	50.7	25.0	<b>22.94cm</b>
		↻	<del>99.6</del>	7.4	35.5	15.0	23.5	23.0	
2	GER - Germany	↻	8.8	79.5	25.5	<del>88.2</del>	22.8	43.5	<b>35.08cm</b>
		↻	61.6	<del>104.6</del>	17.8	50.6	14.7	26.0	
3	KOS - Kosovo	↻	54.8	26.9	82.0	<del>123.7</del>	34.5	91.1	<b>56.57cm</b>
		↻	88.1	67.0	<del>190.4</del>	48.2	26.4	46.7	
4	DEN - Denmark	↻	84.5	55.4	13.2	84.8	24.3	10.5	<b>58.99cm</b>
		↻	<del>199.6</del>	89.8	168.6	40.0	<del>183.7</del>	18.8	
5	GUY - Guyana	↻	92.9	123.9	78.6	56.5	10.7	7.5	<b>66.27cm</b>
		↻	108.3	47.1	<del>199.6</del>	<del>137.8</del>	70.2	67.0	
6	UKR - Ukraine	↻	<del>199.6</del>	34.3	163.9	16.7	100.7	199.6	<b>125.48cm</b>
		↻	<del>199.6</del>	95.0	199.6	199.6	148.5	96.9	
7	WAL - Wales	↻	<del>199.6</del>	<del>199.6</del>	41.2	199.6	199.6	150.3	<b>148.49cm</b>
		↻	62.1	199.6	199.6	175.1	58.2	199.6	

Group B		Stone Rotation	Last Stone Draw in each Round Robin Game						DSC
Rank	Team		1	2	3	4	5	6	
1	FRA - France	↻	79.0	13.7	11.1	21.2	58.7	4.3	<b>28.01cm</b>
		↻	<del>127.7</del>	20.8	9.4	43.9	18.0	<del>86.5</del>	
2	TUR - Turkey	↻	<del>199.6</del>	38.0	39.6	113.0	37.1	85.3	<b>62.87cm</b>
		↻	<del>166.6</del>	35.1	57.8	123.6	53.6	45.6	
3	BEL - Belgium	↻	41.5	132.4	<del>172.3</del>	<del>199.6</del>	35.1	91.1	<b>63.94cm</b>
		↻	69.7	113.9	26.6	27.0	35.5	66.6	
4	IRL - Ireland	↻	72.1	100.5	48.4	17.4	47.3	112.8	<b>76.49cm</b>
		↻	124.3	114.9	30.3	<del>199.6</del>	<del>147.8</del>	96.9	
5	ROU - Romania	↻	54.1	188.5	<del>199.6</del>	30.7	27.5	60.9	<b>80.52cm</b>
		↻	99.9	149.8	<del>199.6</del>	46.9	49.6	97.3	
6	BRA - Brazil	↻	25.7	41.0	<del>199.6</del>	199.6	45.8	199.6	<b>84.48cm</b>
		↻	<del>199.6</del>	100.2	21.4	123.3	37.4	50.8	
7	KSA - Saudi Arabia	↻	<del>199.6</del>	92.7	5.4	199.6	177.3	199.6	<b>138.66cm</b>
		↻	<del>199.6</del>	51.8	191.7	183.8	85.1	199.6	

### Draw Shot Challenge by Group

Group C		Stone Rotation	Last Stone Draw in each Round Robin Game						DSC
Rank	Team		1	2	3	4	5	6	
1	LAT - Latvia	↻	3.2	9.2	25.5	<del>142.6</del>	<del>188.5</del>	13.4	<b>37.24cm</b>
		↻	49.8	121.5	19.9	37.0	81.5	11.4	
2	ITA - Italy	↻	<del>93.7</del>	7.4	65.5	40.3	66.6	21.3	<b>40.83cm</b>
		↻	<del>90.3</del>	49.3	25.4	26.0	48.8	57.7	
3	KAZ - Kazakhstan	↻	<del>199.6</del>	10.7	71.2	31.4	17.3	16.8	<b>44.27cm</b>
		↻	38.3	<del>176.2</del>	35.6	45.4	143.3	32.7	
4	HKG - Hong Kong	↻	4.9	78.0	43.2	46.0	51.3	19.9	<b>52.29cm</b>
		↻	71.7	44.4	<del>127.8</del>	98.9	64.6	<del>199.6</del>	
5	TPE - Chinese Taipei	↻	60.2	46.0	86.3	37.6	27.9	9.3	<b>62.55cm</b>
		↻	58.6	<del>199.6</del>	42.6	<del>199.6</del>	57.4	199.6	
6	SLO - Slovenia	↻	47.3	78.6	25.9	75.3	144.6	36.2	<b>87.68cm</b>
		↻	130.4	<del>199.6</del>	<del>199.6</del>	108.7	199.6	30.2	
7	POL - Poland	↻	<del>199.6</del>	30.2	82.5	87.1	115.3	63.5	<b>88.74cm</b>
		↻	102.2	47.4	66.7	119.2	<del>199.6</del>	173.3	

Group D		Stone Rotation	Last Stone Draw in each Round Robin Game						DSC
Rank	Team		1	2	3	4	5	6	
1	KOR - Korea	↻	<del>115.5</del>	16.2	111.1	10.7	21.0	21.0	<b>39.65cm</b>
		↻	105.2	<del>199.6</del>	23.5	49.5	27.4	10.9	
2	SVK - Slovakia	↻	<del>199.6</del>	95.7	94.0	78.5	72.4	<del>122.7</del>	<b>65.94cm</b>
		↻	7.9	110.1	31.3	53.6	89.3	26.6	
3	AUT - Austria	↻	48.3	91.4	86.0	22.2	32.4	<del>172.8</del>	<b>66.83cm</b>
		↻	166.4	<del>199.6</del>	47.9	109.8	31.1	32.8	
4	BLR - Belarus	↻	25.8	159.0	23.9	124.2	16.7	<del>199.6</del>	<b>75.15cm</b>
		↻	<del>199.6</del>	32.7	139.8	32.1	51.0	146.3	
5	NED - Netherlands	↻	112.8	52.6	63.7	117.9	43.0	35.9	<b>75.87cm</b>
		↻	<del>199.6</del>	93.4	58.5	151.9	29.0	<del>199.6</del>	
6	LTU - Lithuania	↻	<del>199.6</del>	82.8	137.0	169.1	37.9	199.6	<b>138.68cm</b>
		↻	<del>199.6</del>	199.6	199.6	176.9	134.6	49.7	
7	NGR - Nigeria	↻	<del>199.6</del>	<del>199.6</del>	199.6	199.6	199.6	30.5	<b>175.83cm</b>
		↻	195.1	199.6	199.6	190.2	199.6	144.9	

**Note:**

The Draw Shot Challenge (DSC) is the average distance of all the individual Last Stone Draws (LSD), which were delivered by a team during the round robin. The two least favourable results will be eliminated before calculating the average distance. The team with the lesser DSC receives the higher ranking. If the DSCs are equal then the team with the best non-equal counting LSD receives the higher ranking. In the case where all counting LSDs are equal, the team ranked higher in the WCF World Rankings is ranked higher.

**Legend:**

↻ Clockwise

↻ Counter-clockwise

**DSC** Draw Shot Challenge

### Scoring Analysis

Team	Games		LSFE	Stolen Ends	Last Stone Eff.	PP Eff.	Points Scored						Total	Plus / Minus
							0	1	2	3	4	>4		
TUR	6	For	4	26	56%	0%	0	19	7	3	5	0	62	+56
		Against	2	1			0	4	1	0	0	0	6	
CHN	6	For	4	13	73%	100%	0	9	8	5	2	3	63	+41
		Against	2	1			0	7	5	0	0	1	22	
KOR	6	For	5	16	29%	100%	0	12	12	2	1	2	56	+41
		Against	1	4			1	11	2	0	0	0	15	
GER	6	For	5	14	59%	67%	0	13	7	5	1	2	56	+33
		Against	1	3			0	9	3	1	0	1	23	
ITA	6	For	6	11	58%	50%	0	11	10	5	1	1	55	+33
		Against	0	2			0	8	2	2	1	0	22	
BLR	6	For	3	16	38%	33%	0	14	6	3	2	1	48	+27
		Against	3	6			0	11	5	0	0	0	21	
DEN	6	For	2	12	47%	67%	0	10	12	3	1	0	47	+21
		Against	4	5			0	11	3	3	0	0	26	
FRA	6	For	5	11	30%	40%	1	13	6	0	4	0	41	+15
		Against	1	8			0	11	4	1	1	0	26	
IRL	6	For	2	9	42%	83%	0	10	8	2	0	3	48	+11
		Against	4	5			2	11	6	2	2	0	37	
AUT	6	For	5	11	41%	50%	0	13	10	1	1	0	40	+10
		Against	1	8			0	12	2	2	2	0	30	
HKG	6	For	4	12	43%	100%	0	17	5	3	2	0	44	+10
		Against	2	6			0	10	7	2	1	0	34	
KAZ	6	For	4	7	35%	60%	0	10	6	2	2	1	42	+5
		Against	2	9			0	15	5	1	1	1	37	
LAT	6	For	3	10	18%	40%	1	18	3	1	2	0	35	0
		Against	3	8			0	9	7	4	0	0	35	
NED	6	For	4	10	26%	25%	0	11	6	3	2	0	40	0
		Against	2	11			0	10	8	2	2	0	40	
GUY	6	For	2	10	39%	33%	0	12	5	2	0	2	38	-1
		Against	4	7			0	11	4	2	1	2	39	
ROU	6	For	2	7	23%	25%	1	10	6	2	1	1	37	-2
		Against	4	9			0	13	7	1	1	1	39	
POL	6	For	2	7	20%	40%	0	9	7	2	0	0	29	-6
		Against	4	14			1	20	6	1	0	0	35	
SVK	6	For	3	9	33%	83%	0	14	5	4	1	0	40	-9
		Against	3	9			0	11	6	3	3	1	49	
LTU	6	For	1	8	30%	50%	0	8	5	1	4	0	37	-10
		Against	5	13			0	10	12	3	1	0	47	

### Scoring Analysis

Team	Games		LSFE	Stolen Ends	Last Stone Eff.	PP Eff.	Points Scored						Total	Plus / Minus
							0	1	2	3	4	>4		
TPE	6	For	2	7	35%	50%	0	10	8	2	0	0	32	-12
		Against	4	10			0	9	11	3	1	0	44	
BRA	6	For	1	3	36%	50%	0	9	5	4	0	0	31	-16
		Against	5	10			0	18	3	2	3	1	47	
BEL	6	For	5	3	26%	0%	0	9	4	3	1	0	30	-18
		Against	1	17			0	19	6	3	2	0	48	
KOS	6	For	4	6	17%	33%	0	12	2	3	0	0	25	-22
		Against	2	12			0	8	8	3	1	2	47	
SLO	6	For	0	6	24%	0%	0	10	5	1	0	0	23	-30
		Against	6	11			0	14	6	3	3	1	53	
WAL	6	For	1	5	12%		0	9	2	1	2	0	24	-32
		Against	5	16			0	12	6	9	0	1	56	
UKR	6	For	3	2	11%	33%	0	8	0	1	1	1	20	-40
		Against	3	18			0	15	7	2	5	1	60	
KSA	6	For	2	6	4%		0	13	2	0	0	0	17	-46
		Against	4	15			0	7	11	5	2	2	63	
NGR	6	For	0	0	8%		1	5	1	1	0	0	10	-59
		Against	6	19			0	12	10	5	3	2	69	
Total	84			257			4	318	163	65	36	17	1070	

**Note:**  
Stolen ends are the ends won without the last stone advantage.  
Last Stone Efficiency: Scoring two or more points with last stone advantage.  
Power Play Efficiency: Scoring two or more points by the team calling a Power Play.

**Legend:**  
>4 More than four points scored      **Eff.** Efficiency      **LSFE** Last Stone First End  
**PP** Power Play

### Summary of Big Ends

Points Scored	By	Against	Session	End	Game Result
6	IRL - Ireland	KSA - Saudi Arabia	7	1	13 : 1
6	KAZ - Kazakhstan	SLO - Slovenia	10	3	13 : 3
5	BLR - Belarus	NGR - Nigeria	12	6	13 : 1
5	CHN - China	GER - Germany	2	2	8 : 10
5	CHN - China	KOS - Kosovo	11	3	10 : 3
5	CHN - China	GUY - Guyana	13	5	13 : 2
5	GER - Germany	CHN - China	2	5	10 : 8
5	GER - Germany	GUY - Guyana	4	1	11 : 5
5	GUY - Guyana	UKR - Ukraine	7	3	8 : 2
5	GUY - Guyana	KOS - Kosovo	9	5	9 : 2
5	IRL - Ireland	ROU - Romania	2	7	9 : 6
5	IRL - Ireland	BRA - Brazil	6	3	10 : 7
5	ITA - Italy	KAZ - Kazakhstan	1	5	10 : 4
5	KOR - Korea	SVK - Slovakia	8	8	12 : 3
5	KOR - Korea	NGR - Nigeria	14	1	13 : 0
5	ROU - Romania	KSA - Saudi Arabia	4	6	13 : 4
5	UKR - Ukraine	WAL - Wales	4	4	6 : 13
4	AUT - Austria	SVK - Slovakia	12	6	10 : 4
4	BEL - Belgium	BRA - Brazil	4	6	9 : 7
4	BLR - Belarus	AUT - Austria	3	1	9 : 2
4	BLR - Belarus	NED - Netherlands	8	2	9 : 2
4	CHN - China	UKR - Ukraine	6	7	11 : 2
4	CHN - China	GUY - Guyana	13	1	13 : 2
4	DEN - Denmark	UKR - Ukraine	9	6	11 : 1
4	FRA - France	BEL - Belgium	2	3	11 : 4
4	FRA - France	BEL - Belgium	2	6	11 : 4
4	FRA - France	KSA - Saudi Arabia	6	1	10 : 1
4	FRA - France	BRA - Brazil	13	6	8 : 1
4	GER - Germany	UKR - Ukraine	11	3	11 : 1
4	HKG - Hong Kong	SLO - Slovenia	5	5	10 : 3
4	HKG - Hong Kong	ITA - Italy	12	4	8 : 9
4	ITA - Italy	SLO - Slovenia	8	6	10 : 1
4	KAZ - Kazakhstan	SLO - Slovenia	10	5	13 : 3
4	KAZ - Kazakhstan	HKG - Hong Kong	14	4	5 : 8
4	KOR - Korea	NED - Netherlands	10	2	11 : 1
4	LAT - Latvia	TPE - Chinese Taipei	1	6	8 : 3
4	LAT - Latvia	KAZ - Kazakhstan	5	6	7 : 5
4	LTU - Lithuania	AUT - Austria	5	3	5 : 8

### Summary of Big Ends

Points Scored	By	Against	Session	End	Game Result
4	LTU - Lithuania	NGR - Nigeria	8	1	13 : 4
4	LTU - Lithuania	NGR - Nigeria	8	5	13 : 4
4	LTU - Lithuania	SVK - Slovakia	14	5	8 : 9
4	NED - Netherlands	SVK - Slovakia	3	6	10 : 8
4	NED - Netherlands	LTU - Lithuania	12	1	10 : 5
4	ROU - Romania	IRL - Ireland	2	3	6 : 9
4	SVK - Slovakia	NGR - Nigeria	5	7	11 : 3
4	TUR - Turkey	KSA - Saudi Arabia	2	2	12 : 0
4	TUR - Turkey	IRL - Ireland	4	4	10 : 4
4	TUR - Turkey	BRA - Brazil	7	1	9 : 1
4	TUR - Turkey	FRA - France	11	2	12 : 0
4	TUR - Turkey	ROU - Romania	13	1	10 : 1
4	UKR - Ukraine	KOS - Kosovo	2	7	8 : 6
4	WAL - Wales	UKR - Ukraine	4	5	13 : 6
4	WAL - Wales	UKR - Ukraine	4	8	13 : 6

**Note:**  
Big ends are defined as ends with a score of four or more points.



### Power Play Analysis

Team	Games	Number of Power Plays	Points Scored in Power Play							Total	Average Score in Power Play
			<0	0/X	1	2	3	4	>4		
CHN - China	6	3	0	0	0	1	1	1	0	9	+3.0
IRL - Ireland	6	6	0	0	1	2	2	0	1	16	+2.7
SVK - Slovakia	6	6	0	0	1	1	3	1	0	16	+2.7
HKG - Hong Kong	6	4	0	0	0	2	2	0	0	10	+2.5
KAZ - Kazakhstan	6	5	0	0	2	1	0	2	0	12	+2.4
BLR - Belarus	6	3	0	0	2	0	0	0	1	7	+2.3
DEN - Denmark	6	6	0	0	2	1	2	1	0	14	+2.3
AUT - Austria	6	4	0	0	2	1	0	1	0	8	+2.0
GER - Germany	6	3	0	0	1	1	1	0	0	6	+2.0
KOR - Korea	6	1	0	0	0	1	0	0	0	2	+2.0
KOS - Kosovo	6	3	0	0	2	0	1	0	0	5	+1.7
LAT - Latvia	6	5	1	0	2	0	1	1	0	8	+1.6
ITA - Italy	6	6	1	0	2	2	0	1	0	9	+1.5
FRA - France	6	5	1	0	2	1	0	1	0	7	+1.4
UKR - Ukraine	6	6	2	0	2	0	0	1	1	8	+1.3
BRA - Brazil	6	4	1	0	1	1	1	0	0	5	+1.3
TPE - Chinese Taipei	6	4	1	0	1	2	0	0	0	4	+1.0
GUY - Guyana	6	3	1	0	1	1	0	0	0	2	+0.7
LTU - Lithuania	6	2	1	0	0	1	0	0	0	1	+0.5
ROU - Romania	6	4	1	1	1	1	0	0	0	1	+0.3
POL - Poland	6	6	2	0	1	2	0	0	0	1	+0.2
KSA - Saudi Arabia	6	0	0	0	0	0	0	0	0	0	0.0
NGR - Nigeria	6	0	0	0	0	0	0	0	0	0	0.0
WAL - Wales	6	0	0	0	0	0	0	0	0	0	0.0
NED - Netherlands	6	4	3	0	0	0	1	0	0	-2	-0.5

### Power Play Analysis

Team	Games	Number of Power Plays	Points Scored in Power Play							Total	Average Score in Power Play
			<0	0/X	1	2	3	4	>4		
BEL - Belgium	6	1	1	0	0	0	0	0	0	-1	-1.0
SLO - Slovenia	6	2	1	0	1	0	0	0	0	-2	-1.0
TUR - Turkey	6	1	1	0	0	0	0	0	0	-1	-1.0
<b>Total</b>	<b>84</b>	<b>97</b>	<b>18</b>	<b>1</b>	<b>27</b>	<b>22</b>	<b>15</b>	<b>10</b>	<b>3</b>	<b>145</b>	<b>+1.5</b>

**Note:**  
Power Play can be used once per game by each team and only when the team has the last stone advantage. Power Play cannot be used in extra ends.

**Legend:**  
 <0 Ends scored by the opponent team      >4 More than four points scored      X Unfinished end due to concession

THU 5 DEC 2019  
Start Time 19:30

Round Robin Session 14

### Session Results and Standings

Sheet	Game	Team	LSFE	1	2	3	4	5	6	7	8	Extra	Ends	Total
A	6	KAZ - Kazakhstan	*	0	0	0	4	1	0	0	0			5
	6	HKG - Hong Kong		1	1	1	0	0	3	1	1			8
B	6	KOR - Korea	*	5	2	1	3	0	2	X	X			13
	6	NGR - Nigeria		0	0	0	0	0	0	X	X			0
C	6	NED - Netherlands		1	0	0	0	1	0	3	0			5
	6	AUT - Austria	*	0	2	1	1	0	2	0	1			7
D	6	LTU - Lithuania		1	2	1	0	4	0	0	0			8
	6	SVK - Slovakia	*	0	0	0	3	0	2	2	1	1		9
E	6	SLO - Slovenia		0	2	1	0	3	0	0	0			6
	6	LAT - Latvia	*	1	0	0	1	0	1	1	1			5
F	6	POL - Poland		0	0	0	0	0	2	0	X			2
	6	ITA - Italy	*	3	1	1	2	1	0	1	X			9

### Standings after Round Robin

#### Group A

Rank	Team	Games	Wins	Losses	Notes
1	GER - Germany	6	6	0	Q
2	CHN - China	6	5	1	Q
3	DEN - Denmark	6	4	2	
4	GUY - Guyana	6	3	3	
5	KOS - Kosovo	6	1	5	w1 DSC 56.57cm
6	UKR - Ukraine	6	1	5	w1 DSC 125.48cm
7	WAL - Wales	6	1	5	w1 DSC 148.49cm

#### Group B

Rank	Team	Games	Wins	Losses	Notes
1	TUR - Turkey	6	6	0	Q
2	FRA - France	6	5	1	Q
3	IRL - Ireland	6	4	2	
4	BEL - Belgium	6	2	4	w1 DSC 63.94cm
5	ROU - Romania	6	2	4	w1 DSC 80.52cm
6	BRA - Brazil	6	2	4	w1 DSC 84.48cm
7	KSA - Saudi Arabia	6	0	6	

#### Group C

Rank	Team	Games	Wins	Losses	Notes
1	ITA - Italy	6	6	0	Q
2	LAT - Latvia	6	3	3	Q w2,1
3	TPE - Chinese Taipei	6	3	3	w2,0
4	HKG - Hong Kong	6	3	3	w1,1
5	POL - Poland	6	3	3	w1,0
6	KAZ - Kazakhstan	6	2	4	
7	SLO - Slovenia	6	1	5	

#### Group D

Rank	Team	Games	Wins	Losses	Notes
1	KOR - Korea	6	5	1	Q w1 DSC 39.65cm
2	AUT - Austria	6	5	1	Q w1 DSC 66.83cm
3	BLR - Belarus	6	5	1	w1 DSC 75.15cm
4	NED - Netherlands	6	3	3	
5	SVK - Slovakia	6	2	4	
6	LTU - Lithuania	6	1	5	
7	NGR - Nigeria	6	0	6	

<b>Legend:</b>	<input type="checkbox"/> Power Play	<b>DSC</b> Draw Shot Challenge	<b>LSFE(*)</b> Last Stone First End
<b>Q</b> Qualified for the play-offs	<b>wn</b> Number of wins (n) against tied teams	<b>X</b> Unplayed/unfinished end due to concession	



THU 5 DEC 2019  
Start Time 16:00

Round Robin Session 13

Session Results and Standings

Sheet	Game	Team	LSFE	1	2	3	4	5	6	7	8	Extra	Ends	Total
<b>A</b>	6	TUR - Turkey	*	4	1	0	1	2	2	X	X			10
	6	ROU - Romania		0	0	1	0	0	0	X	X			1
<b>B</b>	6	WAL - Wales		0	2	0	0	0	1	0	X			3
	6	KOS - Kosovo	*	1	0	3	1	3	0	3	X			11
<b>C</b>	6	GER - Germany		1	0	0	3	1	0	2	0			7
	6	DEN - Denmark	*	0	2	2	0	0	1	0	1			6
<b>D</b>	6	GUY - Guyana		0	0	0	2	0	0	X	X			2
	6	CHN - China	*	4	1	2	0	5	1	X	X			13
<b>E</b>	6	FRA - France	*	1	1	1	1	0	4	X	X			8
	6	BRA - Brazil		0	0	0	0	1	0	X	X			1
<b>F</b>	6	BEL - Belgium	*	2	0	0	3	0	0	2	0			7
	6	KSA - Saudi Arabia		0	1	1	0	2	1	0	1			6

Current Standings

Group A

Rank	Team	Games	Wins	Losses	Q
1	GER - Germany	6	6	0	Q
2	CHN - China	6	5	1	Q
3	DEN - Denmark	6	4	2	
4	GUY - Guyana	6	3	3	
5	KOS - Kosovo	6	1	5	w1 DSC 56.57cm
6	UKR - Ukraine	6	1	5	w1 DSC 125.48cm
7	WAL - Wales	6	1	5	w1 DSC 148.49cm

Group B

Rank	Team	Games	Wins	Losses	Q
1	TUR - Turkey	6	6	0	Q
2	FRA - France	6	5	1	Q
3	IRL - Ireland	6	4	2	
4	BEL - Belgium	6	2	4	w1 DSC 63.94cm
5	ROU - Romania	6	2	4	w1 DSC 80.52cm
6	BRA - Brazil	6	2	4	w1 DSC 84.48cm
7	KSA - Saudi Arabia	6	0	6	

Group C

Rank	Team	Games	Wins	Losses	Q
1	ITA - Italy	5	5	0	Q
2	LAT - Latvia	5	3	2	
2	POL - Poland	5	3	2	
4	TPE - Chinese Taipei	6	3	3	
5	HKG - Hong Kong	5	2	3	
5	KAZ - Kazakhstan	5	2	3	
7	SLO - Slovenia	5	0	5	

Group D

Rank	Team	Games	Wins	Losses
1	BLR - Belarus	6	5	1
2	AUT - Austria	5	4	1
2	KOR - Korea	5	4	1
4	NED - Netherlands	5	3	2
5	LTU - Lithuania	5	1	4
5	SVK - Slovakia	5	1	4
7	NGR - Nigeria	5	0	5

**Note:**  
Under WCF rules, tie-breaking rules for standings are not applied until after the last game of the round robin.

**Legend:**

☐	Power Play	<b>DSC</b>	Draw Shot Challenge	<b>LSFE(*)</b>	Last Stone First End
<b>Q</b>	Qualified for the play-offs	<b>wn</b>	Number of wins (n) against tied teams	<b>X</b>	Unplayed/unfinished end due to concession



THU 5 DEC 2019  
Start Time 12:30

**Round Robin Session 12**

### Session Results and Standings

Sheet	Game	Team	LSFE	1	2	3	4	5	6	7	8	Extra	Ends	Total
A	6	TPE - Chinese Taipei	*	0	0	3	1	0	0	2	1			7
	5	SLO - Slovenia		2	1	0	0	2	1	0	0			6
B	5	AUT - Austria	*	0	2	1	2	0	4	1	X			10
	5	SVK - Slovakia		1	0	0	0	3	0	0	X			4
C	5	ITA - Italy	*	1	0	1	0	2	3	0	2			9
	5	HKG - Hong Kong		0	1	0	4	0	0	3	0			8
D	5	NGR - Nigeria		0	0	0	0	1	0	X	X			1
	6	BLR - Belarus	*	2	2	1	3	0	5	X	X			13
E	5	POL - Poland		1	0	0	1	1	0	2	1			6
	5	KAZ - Kazakhstan	*	0	1	1	0	0	1	0	0			3
F	5	LTU - Lithuania		0	0	2	0	3	0	0	X			5
	5	NED - Netherlands	*	4	2	0	1	0	1	2	X			10

### Current Standings

Group A					Group B				
Rank	Team	Games	Wins	Losses	Rank	Team	Games	Wins	Losses
1	GER - Germany	5	5	0	1	TUR - Turkey	5	5	0 Q
2	CHN - China	5	4	1	2	FRA - France	5	4	1 Q
2	DEN - Denmark	5	4	1	3	IRL - Ireland	6	4	2
4	GUY - Guyana	5	3	2	4	BRA - Brazil	5	2	3
5	WAL - Wales	5	1	4	4	ROU - Romania	5	2	3
6	UKR - Ukraine	6	1	5	6	BEL - Belgium	5	1	4
7	KOS - Kosovo	5	0	5	7	KSA - Saudi Arabia	5	0	5
Group C					Group D				
Rank	Team	Games	Wins	Losses	Rank	Team	Games	Wins	Losses
1	ITA - Italy	5	5	0 Q	1	BLR - Belarus	6	5	1
2	LAT - Latvia	5	3	2	2	AUT - Austria	5	4	1
2	POL - Poland	5	3	2	2	KOR - Korea	5	4	1
4	TPE - Chinese Taipei	6	3	3	4	NED - Netherlands	5	3	2
5	HKG - Hong Kong	5	2	3	5	LTU - Lithuania	5	1	4
5	KAZ - Kazakhstan	5	2	3	5	SVK - Slovakia	5	1	4
7	SLO - Slovenia	5	0	5	7	NGR - Nigeria	5	0	5

**Note:**  
Under WCF rules, tie-breaking rules for standings are not applied until after the last game of the round robin.

**Legend:**  
 Power Play    **LSFE(\*)** Last Stone First End    **Q** Qualified for the play-offs  
 Unplayed/unfinished end due to concession



WED 4 DEC 2019  
Start Time 19:30

Round Robin Session 10

### Session Results and Standings

Sheet	Game	Team	LSFE	1	2	3	4	5	6	7	8	Extra Ends	Total
A	5	LAT - Latvia		2	1	0	0	0	0	1	X		4
	4	POL - Poland	*	0	0	2	2	0	3	0	X		7
B	5	BLR - Belarus	*	0	2	1	3	2	0	0	X		8
	4	LTU - Lithuania		1	0	0	0	0	2	1	X		4
C	4	SLO - Slovenia		0	2	0	1	0	0	X	X		3
	4	KAZ - Kazakhstan	*	2	0	6	0	4	1	X	X		13
D	5	KOR - Korea	*	0	4	2	2	2	1	X	X		11
	4	NED - Netherlands		1	0	0	0	0	0	X	X		1
E	4	ITA - Italy	*	3	1	0	2	0	2	X	X		8
	5	TPE - Chinese Taipei		0	0	1	0	1	0	X	X		2
F	4	NGR - Nigeria		0	1	0	1	0	0	0	X		2
	4	AUT - Austria	*	3	0	1	0	1	1	1	X		7

### Current Standings

Group A					Group B				
Rank	Team	Games	Wins	Losses	Rank	Team	Games	Wins	Losses
1	GER - Germany	4	4	0	1	FRA - France	4	4	0
2	DEN - Denmark	5	4	1	1	TUR - Turkey	4	4	0
3	CHN - China	4	3	1	3	IRL - Ireland	5	3	2
4	GUY - Guyana	4	2	2	4	ROU - Romania	4	2	2
5	WAL - Wales	4	1	3	5	BEL - Belgium	4	1	3
6	UKR - Ukraine	5	1	4	5	BRA - Brazil	4	1	3
7	KOS - Kosovo	4	0	4	7	KSA - Saudi Arabia	5	0	5

Group C					Group D				
Rank	Team	Games	Wins	Losses	Rank	Team	Games	Wins	Losses
1	ITA - Italy	4	4	0	1	BLR - Belarus	5	4	1
2	LAT - Latvia	5	3	2	1	KOR - Korea	5	4	1
3	HKG - Hong Kong	4	2	2	3	AUT - Austria	4	3	1
3	KAZ - Kazakhstan	4	2	2	4	NED - Netherlands	4	2	2
3	POL - Poland	4	2	2	5	LTU - Lithuania	4	1	3
6	TPE - Chinese Taipei	5	2	3	5	SVK - Slovakia	4	1	3
7	SLO - Slovenia	4	0	4	7	NGR - Nigeria	4	0	4

**Note:**  
Under WCF rules, tie-breaking rules for standings are not applied until after the last game of the round robin.

**Legend:**  
 Power Play                      **LSFE(\*)** Last Stone First End                      **X** Unplayed/unfinished end due to concession





WED 4 DEC 2019  
Start Time 12:30

Round Robin Session 8

### Session Results and Standings

Sheet	Game	Team	LSFE	1	2	3	4	5	6	7	8	Extra Ends	Total
A	3	NED - Netherlands	*	1	0	0	0	1	0	0	X		2
	4	BLR - Belarus		0	4	1	1	0	1	2	X		9
B	3	SLO - Slovenia		0	0	0	0	1	0	X	X		1
	3	ITA - Italy	*	1	1	2	2	0	4	X	X		10
C	3	LTU - Lithuania	*	4	2	0	1	4	0	2	X		13
	3	NGR - Nigeria		0	0	3	0	0	1	0	X		4
D	4	HKG - Hong Kong	*	0	2	1	0	0	1	1	0		5
	4	LAT - Latvia		1	0	0	1	2	0	0	2		6
E	4	SVK - Slovakia		0	1	0	1	0	1	0	0		3
	4	KOR - Korea	*	2	0	1	0	3	0	1	5		12
F	3	KAZ - Kazakhstan	*	2	0	2	2	0	3	3	X		12
	4	TPE - Chinese Taipei		0	1	0	0	2	0	0	X		3

### Current Standings

Group A					Group B				
Rank	Team	Games	Wins	Losses	Rank	Team	Games	Wins	Losses
1	GER - Germany	4	4	0	1	FRA - France	3	3	0
2	DEN - Denmark	4	3	1	1	TUR - Turkey	3	3	0
3	CHN - China	3	2	1	3	IRL - Ireland	4	3	1
4	GUY - Guyana	3	1	2	4	ROU - Romania	4	2	2
4	WAL - Wales	3	1	2	5	BEL - Belgium	3	1	2
6	UKR - Ukraine	4	1	3	6	BRA - Brazil	3	0	3
7	KOS - Kosovo	3	0	3	7	KSA - Saudi Arabia	4	0	4

Group C					Group D				
Rank	Team	Games	Wins	Losses	Rank	Team	Games	Wins	Losses
1	ITA - Italy	3	3	0	1	BLR - Belarus	4	3	1
2	LAT - Latvia	4	3	1	1	KOR - Korea	4	3	1
3	HKG - Hong Kong	4	2	2	3	AUT - Austria	3	2	1
3	TPE - Chinese Taipei	4	2	2	3	NED - Netherlands	3	2	1
5	KAZ - Kazakhstan	3	1	2	5	LTU - Lithuania	3	1	2
5	POL - Poland	3	1	2	6	SVK - Slovakia	4	1	3
7	SLO - Slovenia	3	0	3	7	NGR - Nigeria	3	0	3

**Note:**  
Under WCF rules, tie-breaking rules for standings are not applied until after the last game of the round robin.

**Legend:**  
 Power Play                      **LSFE(\*)** Last Stone First End                      **X** Unplayed/unfinished end due to concession

WED 4 DEC 2019  
Start Time 9:00

Round Robin Session 7

### Session Results and Standings

Sheet	Game	Team	LSFE	1	2	3	4	5	6	7	8	Extra Ends	Total
A	4	GER - Germany	*	3	2	1	0	0	2	X	X		8
	3	KOS - Kosovo		0	0	0	1	1	0	X	X		2
B	4	KSA - Saudi Arabia		0	0	0	1	0	0	X	X		1
	4	IRL - Ireland	*	6	2	2	0	2	1	X	X		13
C	4	UKR - Ukraine	*	1	1	0	0	0	0	X	X		2
	3	GUY - Guyana		0	0	5	1	1	1	X	X		8
D	4	ROU - Romania		2	0	1	0	0	1	0	X		4
	3	FRA - France	*	0	2	0	1	2	0	1	X		6
E	3	CHN - China	*	1	0	3	2	0	3	0	X		9
	4	DEN - Denmark		0	2	0	0	2	0	1	X		5
F	3	BRA - Brazil		0	0	0	1	0	0	0	X		1
	3	TUR - Turkey	*	4	1	1	0	1	1	1	X		9

### Current Standings

Group A					Group B				
Rank	Team	Games	Wins	Losses	Rank	Team	Games	Wins	Losses
1	GER - Germany	4	4	0	1	FRA - France	3	3	0
2	DEN - Denmark	4	3	1	1	TUR - Turkey	3	3	0
3	CHN - China	3	2	1	3	IRL - Ireland	4	3	1
4	GUY - Guyana	3	1	2	4	ROU - Romania	4	2	2
4	WAL - Wales	3	1	2	5	BEL - Belgium	3	1	2
6	UKR - Ukraine	4	1	3	6	BRA - Brazil	3	0	3
7	KOS - Kosovo	3	0	3	7	KSA - Saudi Arabia	4	0	4

Group C					Group D				
Rank	Team	Games	Wins	Losses	Rank	Team	Games	Wins	Losses
1	ITA - Italy	2	2	0	1	NED - Netherlands	2	2	0
2	HKG - Hong Kong	3	2	1	2	AUT - Austria	3	2	1
2	LAT - Latvia	3	2	1	2	BLR - Belarus	3	2	1
2	TPE - Chinese Taipei	3	2	1	2	KOR - Korea	3	2	1
5	POL - Poland	3	1	2	5	SVK - Slovakia	3	1	2
6	KAZ - Kazakhstan	2	0	2	6	LTU - Lithuania	2	0	2
6	SLO - Slovenia	2	0	2	6	NGR - Nigeria	2	0	2

**Note:**  
Under WCF rules, tie-breaking rules for standings are not applied until after the last game of the round robin.

**Legend:**  
 Power Play                      **LSFE(\*)** Last Stone First End                      **X** Unplayed/unfinished end due to concession



TUE 3 DEC 2019  
Start Time 19:30

Round Robin Session 6

## Session Results and Standings

Sheet	Game	Team	LSFE	1	2	3	4	5	6	7	8	Extra	Ends	Total
A	2	FRA - France	*	4	2	1	0	2	1	X	X			10
	3	KSA - Saudi Arabia		0	0	0	1	0	0	X	X			1
B	3	UKR - Ukraine		0	0	0	1	0	1	0	X			2
	2	CHN - China	*	1	3	1	0	2	0	4	X			11
C	3	IRL - Ireland	*	2	0	5	0	3	0	0	X			10
	2	BRA - Brazil		0	1	0	2	0	3	1	X			7
D	3	WAL - Wales		0	0	0	0	0	0	1	X			1
	3	GER - Germany	*	3	2	1	1	1	1	0	X			9
E	3	BEL - Belgium	*	0	1	0	0	1	1	0	0			3
	3	ROU - Romania		1	0	2	1	0	0	1	2			7
F	2	GUY - Guyana	*	1	1	0	2	0	1	0	0			5
	3	DEN - Denmark		0	0	1	0	2	0	1	1	2		7

### Current Standings

Group A					Group B				
Rank	Team	Games	Wins	Losses	Rank	Team	Games	Wins	Losses
1	DEN - Denmark	3	3	0	1	FRA - France	2	2	0
1	GER - Germany	3	3	0	1	TUR - Turkey	2	2	0
3	CHN - China	2	1	1	3	IRL - Ireland	3	2	1
4	UKR - Ukraine	3	1	2	3	ROU - Romania	3	2	1
4	WAL - Wales	3	1	2	5	BEL - Belgium	3	1	2
6	GUY - Guyana	2	0	2	6	BRA - Brazil	2	0	2
6	KOS - Kosovo	2	0	2	7	KSA - Saudi Arabia	3	0	3
Group C					Group D				
Rank	Team	Games	Wins	Losses	Rank	Team	Games	Wins	Losses
1	ITA - Italy	2	2	0	1	NED - Netherlands	2	2	0
2	HKG - Hong Kong	3	2	1	2	AUT - Austria	3	2	1
2	LAT - Latvia	3	2	1	2	BLR - Belarus	3	2	1
2	TPE - Chinese Taipei	3	2	1	2	KOR - Korea	3	2	1
5	POL - Poland	3	1	2	5	SVK - Slovakia	3	1	2
6	KAZ - Kazakhstan	2	0	2	6	LTU - Lithuania	2	0	2
6	SLO - Slovenia	2	0	2	6	NGR - Nigeria	2	0	2

**Note:**  
Under WCF rules, tie-breaking rules for standings are not applied until after the last game of the round robin.

**Legend:**  
 Power Play                                  **LSFE(\*)** Last Stone First End                                  **X** Unplayed/unfinished end due to concession



TUE 3 DEC 2019  
Start Time 16:00

Round Robin Session 5

### Session Results and Standings

Sheet	Game	Team	LSFE	1	2	3	4	5	6	7	8	Extra	Ends	Total
A	2	NGR - Nigeria		0	0	2	0	0	1	0	X			3
	3	SVK - Slovakia	*	1	2	0	3	1	0	4	X			11
B	3	LAT - Latvia	*	0	1	0	1	0	4	0	1			7
	2	KAZ - Kazakhstan		2	0	1	0	1	0	1	0			5
C	3	BLR - Belarus		1	1	0	0	0	1	0	0			3
	3	KOR - Korea	*	0	0	1	1	2	0	1	2			7
D	3	TPE - Chinese Taipei	*	0	2	0	2	1	2	0	1			8
	3	POL - Poland		2	0	1	0	0	0	1	0			4
E	3	AUT - Austria	*	2	1	0	0	2	2	1	X			8
	2	LTU - Lithuania		0	0	4	1	0	0	0	X			5
F	3	HKG - Hong Kong	*	1	0	1	0	4	1	3	X			10
	2	SLO - Slovenia		0	2	0	1	0	0	0	X			3

### Current Standings

Group A					Group B				
Rank	Team	Games	Wins	Losses	Rank	Team	Games	Wins	Losses
1	DEN - Denmark	2	2	0	1	TUR - Turkey	2	2	0
1	GER - Germany	2	2	0	2	FRA - France	1	1	0
3	UKR - Ukraine	2	1	1	3	BEL - Belgium	2	1	1
3	WAL - Wales	2	1	1	3	IRL - Ireland	2	1	1
5	CHN - China	1	0	1	3	ROU - Romania	2	1	1
5	GUY - Guyana	1	0	1	6	BRA - Brazil	1	0	1
7	KOS - Kosovo	2	0	2	7	KSA - Saudi Arabia	2	0	2

Group C					Group D				
Rank	Team	Games	Wins	Losses	Rank	Team	Games	Wins	Losses
1	ITA - Italy	2	2	0	1	NED - Netherlands	2	2	0
2	HKG - Hong Kong	3	2	1	2	AUT - Austria	3	2	1
2	LAT - Latvia	3	2	1	2	BLR - Belarus	3	2	1
2	TPE - Chinese Taipei	3	2	1	2	KOR - Korea	3	2	1
5	POL - Poland	3	1	2	5	SVK - Slovakia	3	1	2
6	KAZ - Kazakhstan	2	0	2	6	LTU - Lithuania	2	0	2
6	SLO - Slovenia	2	0	2	6	NGR - Nigeria	2	0	2

**Note:**  
Under WCF rules, tie-breaking rules for standings are not applied until after the last game of the round robin.

**Legend:**  
 Power Play                      **LSFE(\*)** Last Stone First End                      **X** Unplayed/unfinished end due to concession

TUE 3 DEC 2019  
Start Time 12:30

Round Robin Session 4

Session Results and Standings

Sheet	Game	Team	LSFE	1	2	3	4	5	6	7	8	Extra	Ends	Total
A	1	BRA - Brazil	*	0	3	1	0	2	0	1	0			7
	2	BEL - Belgium		1	0	0	1	0	4	0	3			9
B	2	GER - Germany	*	5	0	0	2	1	0	3	X			11
	1	GUY - Guyana		0	3	1	0	0	1	0	X			5
C	2	KSA - Saudi Arabia	*	0	1	2	1	0	0	0	X			4
	2	ROU - Romania		3	0	0	0	3	5	2	X			13
D	2	DEN - Denmark		2	1	2	1	0	3	X	X			9
	2	KOS - Kosovo	*	0	0	0	0	1	0	X	X			1
E	2	TUR - Turkey	*	2	2	0	4	0	0	2	X			10
	2	IRL - Ireland		0	0	1	0	2	1	0	X			4
F	2	WAL - Wales		1	1	2	0	4	0	1	4			13
	2	UKR - Ukraine	*	0	0	0	5	0	1	0	0			6

Current Standings

Group A					Group B				
Rank	Team	Games	Wins	Losses	Rank	Team	Games	Wins	Losses
1	DEN - Denmark	2	2	0	1	TUR - Turkey	2	2	0
1	GER - Germany	2	2	0	2	FRA - France	1	1	0
3	UKR - Ukraine	2	1	1	3	BEL - Belgium	2	1	1
3	WAL - Wales	2	1	1	3	IRL - Ireland	2	1	1
5	CHN - China	1	0	1	3	ROU - Romania	2	1	1
5	GUY - Guyana	1	0	1	6	BRA - Brazil	1	0	1
7	KOS - Kosovo	2	0	2	7	KSA - Saudi Arabia	2	0	2
Group C					Group D				
Rank	Team	Games	Wins	Losses	Rank	Team	Games	Wins	Losses
1	ITA - Italy	2	2	0	1	BLR - Belarus	2	2	0
2	HKG - Hong Kong	2	1	1	1	NED - Netherlands	2	2	0
2	LAT - Latvia	2	1	1	3	AUT - Austria	2	1	1
2	POL - Poland	2	1	1	3	KOR - Korea	2	1	1
2	TPE - Chinese Taipei	2	1	1	5	LTU - Lithuania	1	0	1
6	KAZ - Kazakhstan	1	0	1	5	NGR - Nigeria	1	0	1
6	SLO - Slovenia	1	0	1	7	SVK - Slovakia	2	0	2

Note:  
Under WCF rules, tie-breaking rules for standings are not applied until after the last game of the round robin.

Legend:  
 Power Play     
 **LSFE(\*)** Last Stone First End     
 **X** Unplayed/unfinished end due to concession

TUE 3 DEC 2019  
Start Time 9:00

**Round Robin Session 3**

**Session Results and Standings**

Sheet	Game	Team	LSFE	1	2	3	4	5	6	7	8	Extra Ends	Total
A	2	ITA - Italy	*	3	2	0	1	0	0	3	X		9
	2	LAT - Latvia		0	0	3	0	1	1	0	X		5
B	2	SVK - Slovakia		1	0	2	0	1	0	3	1	0	8
	2	NED - Netherlands	*	0	1	0	3	0	4	0	0	2	10
C	2	POL - Poland	*	0	1	2	0	0	2	0	3		8
	1	SLO - Slovenia		1	0	0	1	1	0	1	0		4
D	2	BLR - Belarus	*	4	1	1	0	2	1	X	X		9
	2	AUT - Austria		0	0	0	2	0	0	X	X		2
E	2	TPE - Chinese Taipei		0	2	1	1	0	3	0	2		9
	2	HKG - Hong Kong	*	2	0	0	0	2	0	2	0		6
F	2	KOR - Korea	*	1	2	0	1	2	0	2	X		8
	1	LTU - Lithuania		0	0	1	0	0	1	0	X		2

**Current Standings**

Group A					Group B				
Rank	Team	Games	Wins	Losses	Rank	Team	Games	Wins	Losses
1	DEN - Denmark	1	1	0	1	FRA - France	1	1	0
1	GER - Germany	1	1	0	1	IRL - Ireland	1	1	0
1	UKR - Ukraine	1	1	0	1	TUR - Turkey	1	1	0
4	CHN - China	1	0	1	4	BEL - Belgium	1	0	1
4	KOS - Kosovo	1	0	1	4	KSA - Saudi Arabia	1	0	1
4	WAL - Wales	1	0	1	4	ROU - Romania	1	0	1
	GUY - Guyana	0				BRA - Brazil	0		
Group C					Group D				
Rank	Team	Games	Wins	Losses	Rank	Team	Games	Wins	Losses
1	ITA - Italy	2	2	0	1	BLR - Belarus	2	2	0
2	HKG - Hong Kong	2	1	1	1	NED - Netherlands	2	2	0
2	LAT - Latvia	2	1	1	3	AUT - Austria	2	1	1
2	POL - Poland	2	1	1	3	KOR - Korea	2	1	1
2	TPE - Chinese Taipei	2	1	1	5	LTU - Lithuania	1	0	1
6	KAZ - Kazakhstan	1	0	1	5	NGR - Nigeria	1	0	1
6	SLO - Slovenia	1	0	1	7	SVK - Slovakia	2	0	2

**Note:**  
Under WCF rules, tie-breaking rules for standings are not applied until after the last game of the round robin.

**Legend:**  
 Power Play                      **LSFE(\*)** Last Stone First End                      **X** Unplayed/unfinished end due to concession

MON 2 DEC 2019  
Start Time 20:30

Round Robin Session 2

Session Results and Standings

Sheet	Game	Team	LSFE	1	2	3	4	5	6	7	8	Extra Ends	Total
A	1	CHN - China		0	5	0	1	0	2	0	0		8
	1	GER - Germany	*	1	0	1	0	5	0	1	2		10
B	1	BEL - Belgium	*	1	0	0	0	1	0	2	X		4
	1	FRA - France		0	2	4	1	0	4	0	X		11
C	1	KOS - Kosovo		1	1	0	0	2	1	0	1		6
	1	UKR - Ukraine	*	0	0	3	1	0	0	4	0		8
D	1	KSA - Saudi Arabia		0	0	0	0	0	0	X	X		0
	1	TUR - Turkey	*	1	4	2	3	1	1	X	X		12
E	1	DEN - Denmark		0	3	1	0	0	3	2	X		9
	1	WAL - Wales	*	1	0	0	1	1	0	0	X		3
F	1	ROU - Romania	*	1	0	4	0	0	0	0	1		6
	1	IRL - Ireland		0	1	0	1	2	0	5	0		9

Current Standings

Group A					Group B				
Rank	Team	Games	Wins	Losses	Rank	Team	Games	Wins	Losses
1	DEN - Denmark	1	1	0	1	FRA - France	1	1	0
1	GER - Germany	1	1	0	1	IRL - Ireland	1	1	0
1	UKR - Ukraine	1	1	0	1	TUR - Turkey	1	1	0
4	CHN - China	1	0	1	4	BEL - Belgium	1	0	1
4	KOS - Kosovo	1	0	1	4	KSA - Saudi Arabia	1	0	1
4	WAL - Wales	1	0	1	4	ROU - Romania	1	0	1
	GUY - Guyana	0				BRA - Brazil	0		

Group C					Group D				
Rank	Team	Games	Wins	Losses	Rank	Team	Games	Wins	Losses
1	HKG - Hong Kong	1	1	0	1	AUT - Austria	1	1	0
1	ITA - Italy	1	1	0	1	BLR - Belarus	1	1	0
1	LAT - Latvia	1	1	0	1	NED - Netherlands	1	1	0
4	KAZ - Kazakhstan	1	0	1	4	KOR - Korea	1	0	1
4	POL - Poland	1	0	1	4	NGR - Nigeria	1	0	1
4	TPE - Chinese Taipei	1	0	1	4	SVK - Slovakia	1	0	1
	SLO - Slovenia	0				LTU - Lithuania	0		

**Note:**  
Under WCF rules, tie-breaking rules for standings are not applied until after the last game of the round robin.

**Legend:**  
 Power Play                      **LSFE(\*)** Last Stone First End                      **X** Unplayed/unfinished end due to concession

MON 2 DEC 2019  
Start Time 17:15

Round Robin Session 1

### Session Results and Standings

Sheet	Game	Team	LSFE	1	2	3	4	5	6	7	8	Extra Ends	Total
A	1	AUT - Austria	*	0	1	2	0	0	1	0	2		6
	1	KOR - Korea		1	0	0	1	2	0	1	0		5
B	1	HKG - Hong Kong	*	1	1	1	1	0	1	0	2		7
	1	POL - Poland		0	0	0	0	1	0	1	0		2
C	1	LAT - Latvia	*	0	1	1	1	0	4	1	X		8
	1	TPE - Chinese Taipei		2	0	0	0	1	0	0	X		3
D	1	KAZ - Kazakhstan		1	0	0	1	0	2	0	X		4
	1	ITA - Italy	*	0	2	2	0	5	0	1	X		10
E	1	NED - Netherlands	*	3	1	2	2	1	2	1	X		12
	1	NGR - Nigeria		0	0	0	0	0	0	0	X		0
F	1	SVK - Slovakia	*	0	1	0	0	2	1	0	1		5
	1	BLR - Belarus		3	0	1	1	0	0	1	0		6

### Current Standings

Group A					Group B				
Rank	Team	Games	Wins	Losses	Rank	Team	Games	Wins	Losses
	CHN - China					BEL - Belgium			
	DEN - Denmark					BRA - Brazil			
	GER - Germany					FRA - France			
	GUY - Guyana					IRL - Ireland			
	KOS - Kosovo					KSA - Saudi Arabia			
	UKR - Ukraine					ROU - Romania			
	WAL - Wales					TUR - Turkey			
Group C					Group D				
Rank	Team	Games	Wins	Losses	Rank	Team	Games	Wins	Losses
1	HKG - Hong Kong	1	1	0	1	AUT - Austria	1	1	0
1	ITA - Italy	1	1	0	1	BLR - Belarus	1	1	0
1	LAT - Latvia	1	1	0	1	NED - Netherlands	1	1	0
4	KAZ - Kazakhstan	1	0	1	4	KOR - Korea	1	0	1
4	POL - Poland	1	0	1	4	NGR - Nigeria	1	0	1
4	TPE - Chinese Taipei	1	0	1	4	SVK - Slovakia	1	0	1
	SLO - Slovenia	0				LTU - Lithuania	0		

**Note:**  
Under WCF rules, tie-breaking rules for standings are not applied until after the last game of the round robin.

**Legend:**  
 Power Play     
 **LSFE(\*)** Last Stone First End     
 **X** Unplayed/unfinished end due to concession



## Entry List by Country

As of MON 2 DEC 2019

AUT - Austria		Group D
F	AUGUSTIN Hannah	R
M	REICHEL Martin	R
C	SCHROEDER Bjoern (GER)	
O	-	

BEL - Belgium		Group B
F	GEERINCKX Veerle	R
M	HEYLEN Dirk	L
C	-	
O	-	

BLR - Belarus		Group D
F	TARSUNOVA Tatsiana	R
M	SHALAMITSKI Ilya	L
C	TELEZHKIN Vasilii (RUS)	
O	-	

BRA - Brazil		Group B
F	BARRELLA Luciana	R
M	CERQUINHO Marcio	L
C	SCOFFIN Wade (CAN)	
O	HALL Jasmine (CAN)	

CHN - China		Group A
F	YANG Ying	R
M	LING Zhi	R
C	RANTAMAEMI Tomi (FIN)	
T	ZHAO Wendi	

DEN - Denmark		Group A
F	GROENBECH Christine	R
M	GROENBECH Martin	R
C	SVENSEN Per	
O	-	

FRA - France		Group B
F	MORAND Sandrine	R
M	BORINI Romain	R
C	-	
O	-	

GER - Germany		Group A
F	SCHOELL Pia-Lisa	R
M	HARSCH Klaudius	R
C	KAPP Uli	
O	-	

GUY - Guyana		Group A
F	HUSSAIN Farzana	R
M	HUSSAIN Rayad	R
C	-	
O	-	

HKG - Hong Kong		Group C
F	HUNG Ling-Yue	R
M	CHANG Jason	R
C	COLLINS Rick (CAN)	
O	-	

IRL - Ireland		Group B
F	FYFE Alison	R
M	WILSON John	R
C	FYFE Neil	
O	McCROSSAN Eoin	

ITA - Italy		Group C
F	ZAPPONE Veronica	R
M	GONIN Simone	R
C	-	
O	-	

KAZ - Kazakhstan		Group C
F	ALLIYAROVA Sitora	R
M	ZHUZBAY Abylaikhan	R
C	KIM Viktor	
2C	LILL Erkki (EST)	

KOR - Korea		Group D
F	JANG Hyeji	R
M	SEONG Yujin	R
C	AHN Jaesung	
2C	GALLANT Peter (CAN)	

KOS - Kosovo		Group A
F	DAKAJ Eldena	R
M	ANDERSEN Peter	R
C	RUSSELL Judy (CAN)	
O	-	

KSA - Saudi Arabia		Group B
F	ALAEEL Karrie	R
M	ALAEEL Suleiman	R
C	FYFE Alastair (ENG)	
O	FYFE Elaine (ENG)	

## Entry List by Country

As of MON 2 DEC 2019

LAT - Latvia		Group C
F	RUDZITE Ieva	R
M	ZENTELIS Artis	R
C	-	
O	-	

LTU - Lithuania		Group D
F	RYKOVE Akvile	R
M	RYKOV Konstantin	R
C	-	
O	-	

NED - Netherlands		Group D
F	BOMAS Lisenka	R
M	BOMAS Bob	R
C	GRANDY Clancy (CAN)	
O	-	

NGR - Nigeria		Group D
F	COLE Susana	R
M	COLE Tijani	L
C	-	
O	-	

POL - Poland		Group C
F	SZELIGA-FRYNIA Marta	R
M	FRYNIA Pawel	R
C	-	
O	-	

ROU - Romania		Group B
F	TRAILA Iulia	R
M	COLIBAN Allen	R
C	MITCHELL Alan (IRL)	
O	-	

SLO - Slovenia		Group C
F	MANCEK Irena	R
M	ZELINKA Gaber Bor	R
C	ZELINKA Urban	
O	-	

SVK - Slovakia		Group D
F	MATULOVA Daniela	R
M	MORAVCIK Milan	R
C	-	
O	-	

TPE - Chinese Taipei		Group C
F	CHOU Amanda	L
M	LIU Brendon	R
C	LIN Ting-Li	
O	-	

TUR - Turkey		Group B
F	YILDIZ Dilsat	R
M	KARAGOZ Ugurcan	R
C	ZUMMACK Tony (CAN)	
T	HERDILI SAHIN Hatice	

UKR - Ukraine		Group A
F	KOTOVA Anastasiia	R
M	VELYCHKO Mykyta	R
O	MENZHEHA Nataliia	
O	KOCHYK Iryna	

WAL - Wales		Group A
F	RUSSELL Heather	R
M	THACKRAY Michael	R
C	POUGHER Richard	
O	-	

**Note:**

Team members are identified as follows:

**F** = Female, **M** = Male, **C** = Coach, **NC** = National Coach, **2C** = 2nd Team Coach, **O** = Team Official, **T** = Translator

**Legend:**

**L** Left-handed

**R** Right-handed

## Competition Officials

As of SUN 1 DEC 2019

Function	Name	Organisation
<b>WCF President:</b>	CAITHNESS Kate	SCO - Scotland
<b>WCF Head of Competitions &amp; TD:</b>	ROETHLISBERGER Eeva	SUI - Switzerland
<b>Chief Ice Technician:</b>	DANBROOK Jamie	CAN - Canada
<b>Deputy Chief Ice Technician:</b>	SMITH Greig	SCO - Scotland
<b>Chief Umpire:</b>	CZARNETZKI Susie	USA - United States
<b>Deputy Chief Umpire:</b>	LAURIDSEN Steen	DEN - Denmark
<b>Game Umpires:</b>	BORTHWICK Dor	SCO - Scotland
	CZARNETZKI Randy	USA - United States
	MELROSE Colin	SCO - Scotland
	McCALL Kenneth	SCO - Scotland
	SUTHERLAND Stewart	SCO - Scotland
<b>Chief Timer:</b>	HUSTLER James	ENG - England
<b>Deputy Chief Timer:</b>	GIBB Kay	SCO - Scotland

**Legend:**

**TD** Technical Delegate



## Competition Schedule

As of SUN 1 DEC 2019

Date	Start Time	Session	Sheet A	Sheet B	Sheet C	Sheet D	Sheet E	Sheet F
MON 2 DEC	17:15	1	AUT - KOR	HKG - POL	LAT - TPE	KAZ - ITA	NED - NGR	SVK - BLR
	20:30	2	CHN - GER	BEL - FRA	KOS - UKR	KSA - TUR	DEN - WAL	ROU - IRL
TUE 3 DEC	9:00	3	ITA - LAT	SVK - NED	POL - SLO	BLR - AUT	TPE - HKG	KOR - LTU
	12:30	4	BRA - BEL	GER - GUY	KSA - ROU	DEN - KOS	TUR - IRL	WAL - UKR
	16:00	5	NGR - SVK	LAT - KAZ	BLR - KOR	TPE - POL	AUT - LTU	HKG - SLO
	19:30	6	FRA - KSA	UKR - CHN	IRL - BRA	WAL - GER	BEL - ROU	GUY - DEN
WED 4 DEC	9:00	7	GER - KOS	KSA - IRL	UKR - GUY	ROU - FRA	CHN - DEN	BRA - TUR
	12:30	8	NED - BLR	SLO - ITA	LTU - NGR	HKG - LAT	SVK - KOR	KAZ - TPE
	16:00	9	DEN - UKR	TUR - BEL	CHN - WAL	BRA - KSA	KOS - GUY	IRL - FRA
	19:30	10	LAT - POL	BLR - LTU	SLO - KAZ	KOR - NED	ITA - TPE	NGR - AUT
THU 5 DEC	9:00	11	GUY - WAL	ROU - BRA	FRA - TUR	IRL - BEL	UKR - GER	KOS - CHN
	12:30	12	TPE - SLO	AUT - SVK	ITA - HKG	NGR - BLR	POL - KAZ	LTU - NED
	16:00	13	TUR - ROU	WAL - KOS	GER - DEN	GUY - CHN	FRA - BRA	BEL - KSA
	19:30	14	KAZ - HKG	KOR - NGR	NED - AUT	LTU - SVK	SLO - LAT	POL - ITA
FRI 6 DEC	10:00	Play-off Games 1 - 4						
	15:00	Play-off Games 5 - 8						
SAT 7 DEC	10:00	Play-off Games 9 - 10						

**Note:**

First named team in each game plays red-handled stones and wears dark coloured upper playing garments.