



**World Qualification Event 2020
Lohja, Finland**

13 – 18 January 2020

RESULTS BOOK

Women

Final Standings

Rank	Team	Players	Position - Function
1	KOR - Korea	GIM Un Chi	4 S
		UM Min Ji	3 V
		KIM Su Ji	2
		SEOL Ye Eun	1
		SEOL Ye Ji	A
		SHIN Dong Ho	C
2	ITA - Italy	ZAPPONE Veronica	4 S
		CONSTANTINI Stefania	3 V
		ROMEI Angela	2
		ZARDINI LACEDELLI Giulia	1
		DAMI Elena	A
		CALDART Violetta	C
3	TUR - Turkey	YILDIZ Dilsat	4 S
		POLAT Oznur	3 V
		KONUKSEVER Semiha	2
		POLAT Mihriban	1
		-	A
		ZUMMACK Tony	C
4	EST - Estonia	TURMANN Marie	4 S
		TURMANN Liisa	3 V
		GROSSMANN Heili	2
		TUVIKE Erika	1
		-	A
		STRAUSAK Nicole	C
5	NOR - Norway	ROERVIK Marianne	4 S
		SKASLIEN Eli	3
		TRULSEN Pia	2 V
		CUNNINGHAM Jennifer	1
		-	A
		STEEN HANSEN Rune	C
6	FIN - Finland	TURTO Miia	4 V
		VIRTAALA Elina	3 S
		LINDSTROEM Janina	2
		RISSANEN Tuuli	1
		HIPPI Marjo	A
		KIISKINEN Katja	C
7	AUS - Australia	WAGNER Lauren	4 S
		WESTHAGEN Jennifer	3 V
		TSOURLENES Kristen	2
		MILLIKIN Carlee	1
		-	A
		ARMSTRONG Dustin	C
8	MEX - Mexico	CAMARENA OSORNO Adriana	4 S
		PEREZ ANZURES Angelica	3 V
		QUINTERO TORRES Estefana	2
		TOMPKINS Monica	1
		-	A
		-	C

Note:

Position and function for each team member:

4 = Fourth, **3** = Third, **2** = Second, **1** = Lead, **A** = Alternate, **S** = Skip, **V** = Vice-Skip, **C** = Coach

KOR and ITA qualified for the World Women's Curling Championship 2020 in Prince George, Canada


Competition Summary

Session	Date	Time	Sheet A	Sheet B	Sheet C	Sheet D
Session 1	MON 13 JAN	15:00	ITA 8-4 EST	KOR 12-3 FIN	TUR 13-5 AUS	MEX 3-9 NOR
Session 2	TUE 14 JAN	9:00	MEX 1-11 FIN	ITA 7-5 AUS	EST 6-9 NOR	TUR 6-7 KOR
Session 3	TUE 14 JAN	19:00	NOR 11-2 AUS	MEX 2-10 TUR	ITA 5-9 KOR	EST 9-5 FIN
Session 4	WED 15 JAN	14:00	TUR 2-11 ITA	FIN 6-7 NOR	MEX 1-9 EST	KOR 13-1 AUS
Session 5	THU 16 JAN	9:00	EST 2-7 KOR	AUS 14-4 MEX	NOR 3-9 TUR	FIN 6-8 ITA
Session 6	THU 16 JAN	19:00	FIN 4-11 TUR	NOR 5-10 ITA	KOR 15-1 MEX	AUS 2-9 EST
Session 7	FRI 17 JAN	14:00	KOR 8-6 NOR	TUR 4-7 EST	AUS 5-13 FIN	ITA 11-2 MEX
Play-off 1	SAT 18 JAN	9:00		ITA 5-6 KOR		
Play-off 2	SAT 18 JAN	14:00			ITA 8-4 TUR	

Standings after Round Robin

Rank	Team	Games	Wins	Losses			
1	KOR - Korea	7	7	0		Q	
2	ITA - Italy	7	6	1		Q	
3	TUR - Turkey	7	4	3		Q	w1 DSC 46.91cm
4	EST - Estonia	7	4	3		w1	DSC 69.56cm
5	NOR - Norway	7	4	3		w1	DSC 80.21cm
6	FIN - Finland	7	2	5			
7	AUS - Australia	7	1	6			
8	MEX - Mexico	7	0	7			

Play-offs Bracket




Legend:
DSC Draw Shot Challenge **Q** Qualified for the play-offs **wn** Number of wins (n) against tied teams

Session Results and Standings

Sheet	Game	Team	LSFE	1	2	3	4	5	6	7	8	9	10	Extra Ends	Total
C	9	ITA - Italy	*	1	0	2	0	0	0	1	1	1	2		8
	8	TUR - Turkey		0	0	0	1	2	1	0	0	0	0		4

Play-offs Bracket



Legend:
LSFE(*) Last Stone First End

Game Results

Sheet	Game	Team	LSFE	1	2	3	4	5	6	7	8	9	10	Extra Ends	Total
C	9	ITA - Italy	*	1	0	2	0	0	0	1	1	1	2		8
	8	TUR - Turkey		0	0	0	1	2	1	0	0	0	0		4

ITA - Italy

4 S ZAPPONE Veronica
3 V CONSTANTINI Stefania
2 ROMEI Angela
1 ZARDINI LACEDELLI Giulia
A DAMI Elena

Time remaining: 4 minutes 1 second

TUR - Turkey

4 S YILDIZ Dilsat
3 V POLAT Oznur
2 KONUKSEVER Semiha
1 POLAT Mihriban
A -

Time remaining: 3 minutes 35 seconds

Note:

Position and function for each team member:

4 = Fourth, 3 = Third, 2 = Second, 1 = Lead, A = Alternate, S = Skip, V = Vice-Skip

Legend:

LSFE(*) Last Stone First End

Scoring Analysis

Team	Games	LSFE	Stolen Ends	Last Stone Eff.	Force Eff.	Points Scored							Total	Plus / Minus
						0	1	2	3	4	>4			
KOR	For	6	18	41%	74%	2	22	8	6	4	1	77	+48	
	Against	2	4			1	17	6	0	0	0	29		
ITA	For	4	18	31%	58%	3	26	9	3	5	0	73	+30	
	Against	5	7			2	20	10	1	0	0	43		
TUR	For	5	14	37%	55%	2	19	10	4	2	0	59	+12	
	Against	3	9			2	16	10	1	2	0	47		
EST	For	4	10	38%	59%	5	17	9	1	2	0	46	+10	
	Against	3	5			4	13	5	3	1	0	36		
NOR	For	4	9	33%	58%	2	13	11	2	1	1	50	+6	
	Against	3	11			1	20	7	2	1	0	44		
FIN	For	3	6	40%	50%	1	10	12	1	0	2	48	-5	
	Against	4	11			4	17	7	6	1	0	53		
AUS	For	2	7	19%	53%	2	12	2	3	1	1	34	-36	
	Against	5	19			1	16	8	5	3	2	70		
MEX	For	2	1	3%	13%	0	12	1	0	0	0	14	-65	
	Against	5	17			2	12	9	2	7	3	79		
Total	30		83			17	131	62	20	15	5	401		

Note:

Stolen ends are the ends won without the last stone advantage.

Last Stone Efficiency: Scoring two or more points with last stone advantage.

Force Efficiency: Forcing the opponent team to score only one point when they have the last stone advantage.

Legend:

>4 More than four points scored

Eff. Efficiency

LSFE Last Stone First End

Summary of Big Ends

Points Scored	By	Against	Session	End	Game Result
6	FIN - Finland	AUS - Australia	7	9	13 : 5
5	AUS - Australia	MEX - Mexico	5	2	14 : 4
5	FIN - Finland	AUS - Australia	7	5	13 : 5
5	KOR - Korea	MEX - Mexico	6	4	15 : 1
5	NOR - Norway	MEX - Mexico	1	5	9 : 3
4	AUS - Australia	MEX - Mexico	5	8	14 : 4
4	EST - Estonia	MEX - Mexico	4	5	9 : 1
4	EST - Estonia	AUS - Australia	6	8	9 : 2
4	ITA - Italy	TUR - Turkey	4	2	11 : 2
4	ITA - Italy	TUR - Turkey	4	3	11 : 2
4	ITA - Italy	NOR - Norway	6	7	10 : 5
4	ITA - Italy	MEX - Mexico	7	2	11 : 2
4	ITA - Italy	MEX - Mexico	7	4	11 : 2
4	KOR - Korea	AUS - Australia	4	1	13 : 1
4	KOR - Korea	AUS - Australia	4	2	13 : 1
4	KOR - Korea	MEX - Mexico	6	1	15 : 1
4	KOR - Korea	MEX - Mexico	6	6	15 : 1
4	NOR - Norway	EST - Estonia	2	5	9 : 6
4	TUR - Turkey	MEX - Mexico	3	7	10 : 2
4	TUR - Turkey	FIN - Finland	6	3	11 : 4


Note:
Big ends are defined as ends with a score of four or more points.



Session Results and Standings

Sheet	Game	Team	LSFE	1	2	3	4	5	6	7	8	9	10	Extra Ends	Total
B	8	ITA - Italy		0	2	0	1	1	0	0	0	1	0		5
	8	KOR - Korea	*	1	0	1	0	0	1	1	1	0	1		6

Play-offs Bracket



Legend:
LSFE(*) Last Stone First End



Game Results

Sheet	Game	Team	LSFE	1	2	3	4	5	6	7	8	9	10	Extra Ends	Total
B	8	ITA - Italy		0	2	0	1	1	0	0	0	1	0		5
	8	KOR - Korea	*	1	0	1	0	0	1	1	1	0	1		6

ITA - Italy	
4 S	ZAPPONE Veronica
3 V	CONSTANTINI Stefania
2	ROMEI Angela
1	ZARDINI LACEDELLI Giulia
A	DAMI Elena

Time remaining: 0 minutes 22 seconds

KOR - Korea	
4 S	GIM Un Chi
3 V	UM Min Ji
2	KIM Su Ji
1	SEOL Ye Eun
A	SEOL Ye Ji

Time remaining: 0 minutes 35 seconds

Note:
Position and function for each team member:
4 = Fourth, **3** = Third, **2** = Second, **1** = Lead, **A** = Alternate, **S** = Skip, **V** = Vice-Skip

Legend:
LSFE(*) Last Stone First End

Competition Matrix

Team	AUS	EST	FIN	ITA	KOR	MEX	NOR	TUR
AUS		2 - 9	5 - 13	5 - 7	1 - 13	14 - 4	2 - 11	5 - 13
EST	9 - 2		9 - 5	4 - 8	2 - 7	9 - 1	6 - 9	7 - 4
FIN	13 - 5	5 - 9		6 - 8	3 - 12	11 - 1	6 - 7	4 - 11
ITA	7 - 5	8 - 4	8 - 6		5 - 9	11 - 2	10 - 5	11 - 2
KOR	13 - 1	7 - 2	12 - 3	9 - 5		15 - 1	8 - 6	7 - 6
MEX	4 - 14	1 - 9	1 - 11	2 - 11	1 - 15		3 - 9	2 - 10
NOR	11 - 2	9 - 6	7 - 6	5 - 10	6 - 8	9 - 3		3 - 9
TUR	13 - 5	4 - 7	11 - 4	2 - 11	6 - 7	10 - 2	9 - 3	

Standings after Round Robin

Rank	Team	Games	Wins	Losses				
1	KOR - Korea	7	7	0	Q			
2	ITA - Italy	7	6	1	Q			
3	TUR - Turkey	7	4	3	Q	w1	DSC	46.91cm
4	EST - Estonia	7	4	3		w1	DSC	69.56cm
5	NOR - Norway	7	4	3		w1	DSC	80.21cm
6	FIN - Finland	7	2	5				
7	AUS - Australia	7	1	6				
8	MEX - Mexico	7	0	7				

Legend:
DSC Draw Shot Challenge **Q** Qualified for the play-offs **wn** Number of wins (n) against tied teams

Scoring Analysis

Team	Games		LSFE	Stolen Ends	Last Stone Eff.	Force Eff.	Points Scored						Total	Plus / Minus
							0	1	2	3	4	>4		
KOR	7	For	5	16	50%	75%	2	16	8	6	4	1	71	+47
		Against	2	3			1	14	5	0	0	0	24	
ITA	7	For	3	13	39%	47%	3	19	6	3	5	0	60	+27
		Against	4	3			1	12	9	1	0	0	33	
TUR	7	For	5	12	44%	50%	1	17	9	4	2	0	55	+16
		Against	2	5			2	12	8	1	2	0	39	
EST	7	For	4	10	38%	59%	5	17	9	1	2	0	46	+10
		Against	3	5			4	13	5	3	1	0	36	
NOR	7	For	4	9	33%	58%	2	13	11	2	1	1	50	+6
		Against	3	11			1	20	7	2	1	0	44	
FIN	7	For	3	6	40%	50%	1	10	12	1	0	2	48	-5
		Against	4	11			4	17	7	6	1	0	53	
AUS	7	For	2	7	19%	53%	2	12	2	3	1	1	34	-36
		Against	5	19			1	16	8	5	3	2	70	
MEX	7	For	2	1	3%	13%	0	12	1	0	0	0	14	-65
		Against	5	17			2	12	9	2	7	3	79	
Total	28			74			16	116	58	20	15	5	378	

Note:

Stolen ends are the ends won without the last stone advantage.

Last Stone Efficiency: Scoring two or more points with last stone advantage.

Force Efficiency: Forcing the opponent team to score only one point when they have the last stone advantage.

Legend:

>4 More than four points scored

Eff. Efficiency

LSFE Last Stone First End

Summary of Big Ends

Points Scored	By	Against	Session	End	Game Result
6	FIN - Finland	AUS - Australia	7	9	13 : 5
5	AUS - Australia	MEX - Mexico	5	2	14 : 4
5	FIN - Finland	AUS - Australia	7	5	13 : 5
5	KOR - Korea	MEX - Mexico	6	4	15 : 1
5	NOR - Norway	MEX - Mexico	1	5	9 : 3
4	AUS - Australia	MEX - Mexico	5	8	14 : 4
4	EST - Estonia	MEX - Mexico	4	5	9 : 1
4	EST - Estonia	AUS - Australia	6	8	9 : 2
4	ITA - Italy	TUR - Turkey	4	2	11 : 2
4	ITA - Italy	TUR - Turkey	4	3	11 : 2
4	ITA - Italy	NOR - Norway	6	7	10 : 5
4	ITA - Italy	MEX - Mexico	7	2	11 : 2
4	ITA - Italy	MEX - Mexico	7	4	11 : 2
4	KOR - Korea	AUS - Australia	4	1	13 : 1
4	KOR - Korea	AUS - Australia	4	2	13 : 1
4	KOR - Korea	MEX - Mexico	6	1	15 : 1
4	KOR - Korea	MEX - Mexico	6	6	15 : 1
4	NOR - Norway	EST - Estonia	2	5	9 : 6
4	TUR - Turkey	MEX - Mexico	3	7	10 : 2
4	TUR - Turkey	FIN - Finland	6	3	11 : 4

Note:
Big ends are defined as ends with a score of four or more points.

Session Results and Standings

Sheet	Game	Team	LSFE	1	2	3	4	5	6	7	8	9	10	Extra Ends	Total
A	7	KOR - Korea		1	0	2	0	0	0	2	3	0	X		8
	7	NOR - Norway	*	0	1	0	1	1	2	0	0	1	X		6
B	7	TUR - Turkey	*	2	0	0	1	0	0	0	1	0	0		4
	7	EST - Estonia		0	0	2	0	1	1	1	0	0	2		7
C	7	AUS - Australia		0	0	0	1	0	0	3	1	0	X		5
	7	FIN - Finland	*	0	1	0	0	5	1	0	0	6	X		13
D	7	ITA - Italy		0	4	1	4	0	1	1	X	X	X		11
	7	MEX - Mexico	*	1	0	0	0	1	0	0	X	X	X		2

Standings after Round Robin

Rank	Team	Games	Wins	Losses			
1	KOR - Korea	7	7	0			Q
2	ITA - Italy	7	6	1			Q
3	TUR - Turkey	7	4	3			Q w1 DSC 46.91cm
4	EST - Estonia	7	4	3			w1 DSC 69.56cm
5	NOR - Norway	7	4	3			w1 DSC 80.21cm
6	FIN - Finland	7	2	5			
7	AUS - Australia	7	1	6			
8	MEX - Mexico	7	0	7			

Legend:

DSC Draw Shot Challenge

LSFE(*) Last Stone First End

Q Qualified for the play-offs

wn Number of wins (n) against tied teams

X Unplayed/unfinished end due to concession

Game Results

Sheet	Game	Team	LSFE	1	2	3	4	5	6	7	8	9	10	Extra Ends	Total
B	7	TUR - Turkey	*	2	0	0	1	0	0	0	1	0	0		4
	7	EST - Estonia		0	0	2	0	1	1	1	0	0	2		7

TUR - Turkey	
4 S	YILDIZ Dilsat
3 V	POLAT Oznur
2	KONUKSEVER Semiha
1	POLAT Mihriban
A	-

EST - Estonia	
4 S	TURMANN Marie
3 V	TURMANN Liisa
2	GROSSMANN Heili
1	TUVIKE Erika
A	-

Last Stone Draw		Distance
⌚	KONUKSEVER Semiha	80.9cm
⌚	YILDIZ Dilsat	57.1cm
Total		138.0cm

Time remaining: 0 minutes 26 seconds

Last Stone Draw		Distance
⌚	TUVIKE Erika	199.6cm
⌚	TURMANN Marie	141.0cm
Total		340.6cm

Time remaining: 1 minute 36 seconds

Note:
Position and function for each team member:
4 = Fourth, 3 = Third, 2 = Second, 1 = Lead, A = Alternate, S = Skip, V = Vice-Skip

Legend:
⌚ Clockwise ⌚ Counter-clockwise **LSFE(*)** Last Stone First End



Session Results and Standings

Sheet	Game	Team	LSFE	1	2	3	4	5	6	7	8	9	10	Extra Ends	Total
A	6	FIN - Finland		0	1	0	1	0	0	2	0	X	X		4
	6	TUR - Turkey	*	2	0	4	0	1	1	0	3	X	X		11
B	6	NOR - Norway		0	0	2	0	0	1	0	2	0	X		5
	6	ITA - Italy	*	0	1	0	3	1	0	4	0	1	X		10
C	6	KOR - Korea	*	4	1	1	5	0	4	X	X	X	X		15
	6	MEX - Mexico		0	0	0	0	1	0	X	X	X	X		1
D	6	AUS - Australia	*	1	0	0	1	0	0	0	0	X	X		2
	6	EST - Estonia		0	1	1	0	2	0	1	4	X	X		9

Current Standings

Rank	Team	Games	Wins	Losses	
1	KOR - Korea	6	6	0	Q
2	ITA - Italy	6	5	1	Q
3	NOR - Norway	6	4	2	
3	TUR - Turkey	6	4	2	
5	EST - Estonia	6	3	3	
6	AUS - Australia	6	1	5	
6	FIN - Finland	6	1	5	
8	MEX - Mexico	6	0	6	

Note:
Under WCF rules, tie-breaking rules for standings are not applied until after the last game of the round robin.

Legend:
LSFE(*) Last Stone First End **Q** Qualified for the play-offs **X** Unplayed/unfinished end due to concession

THU 16 JAN 2020
Start Time 9:00

Round Robin Session 5

Session Results and Standings

Sheet	Game	Team	LSFE	1	2	3	4	5	6	7	8	9	10	Extra Ends	Total
A	5	EST - Estonia		0	0	1	0	1	0	0	0	0	X		2
	5	KOR - Korea	*	1	1	0	1	0	0	0	1	3	X		7
B	5	AUS - Australia		0	5	1	3	1	0	0	4	X	X		14
	5	MEX - Mexico	*	2	0	0	0	0	1	1	0	X	X		4
C	5	NOR - Norway		0	2	0	1	0	0	0	0	0	X		3
	5	TUR - Turkey	*	2	0	1	0	1	1	2	1	1	X		9
D	5	FIN - Finland		0	2	0	0	2	0	0	0	2	0		6
	5	ITA - Italy	*	1	0	0	1	0	1	1	3	0	1		8

Current Standings

Rank	Team	Games	Wins	Losses
1	KOR - Korea	5	5	0
2	ITA - Italy	5	4	1
2	NOR - Norway	5	4	1
4	TUR - Turkey	5	3	2
5	EST - Estonia	5	2	3
6	AUS - Australia	5	1	4
6	FIN - Finland	5	1	4
8	MEX - Mexico	5	0	5

Note:
Under WCF rules, tie-breaking rules for standings are not applied until after the last game of the round robin.

Legend:
LSFE(*) Last Stone First End X Unplayed/unfinished end due to concession



Game Results

Sheet	Game	Team	LSFE	1	2	3	4	5	6	7	8	9	10	Extra Ends	Total
D	5	FIN - Finland		0	2	0	0	2	0	0	0	2	0		6
	5	ITA - Italy	*	1	0	0	1	0	1	1	3	0	1		8

FIN - Finland	
4 V	TURTO Miia
3 S	VIRTAALA Elina
2	LINDSTROEM Janina
1	RISSANEN Tuuli
A	HIPPI Marjo

ITA - Italy	
4 S	ZAPPONE Veronica
3 V	CONSTANTINI Stefania
2	ROMEI Angela
1	ZARDINI LACEDELLI Giulia
A	DAMI Elena

Last Stone Draw		Distance
⌚	TURTO Miia	99.5cm
⌚	LINDSTROEM Janina	62.7cm
Total		162.2cm
Time remaining: 2 minutes 15 seconds		

Last Stone Draw		Distance
⌚	ZAPPONE Veronica	5.5cm
⌚	ZARDINI LACEDELLI Giulia	78.2cm
Total		83.7cm
Time remaining: 3 minutes 29 seconds		

Note:
Position and function for each team member:
4 = Fourth, 3 = Third, 2 = Second, 1 = Lead, A = Alternate, S = Skip, V = Vice-Skip

Legend:
⌚ Clockwise ⌚ Counter-clockwise **LSFE(*)** Last Stone First End



Session Results and Standings

Sheet	Game	Team	LSFE	1	2	3	4	5	6	7	8	9	10	Extra Ends	Total
A	4	TUR - Turkey	*	1	0	0	0	1	0	X	X	X	X		2
	4	ITA - Italy		0	4	4	1	0	2	X	X	X	X		11
B	4	FIN - Finland		0	0	1	1	0	0	2	0	0	2		6
	4	NOR - Norway	*	0	2	0	0	2	1	0	1	1	0		7
C	4	MEX - Mexico		0	0	1	0	0	0	X	X	X	X		1
	4	EST - Estonia	*	2	2	0	0	4	1	X	X	X	X		9
D	4	KOR - Korea	*	4	4	0	1	3	1	X	X	X	X		13
	4	AUS - Australia		0	0	1	0	0	0	X	X	X	X		1

Current Standings

Rank	Team	Games	Wins	Losses
1	KOR - Korea	4	4	0
1	NOR - Norway	4	4	0
3	ITA - Italy	4	3	1
4	EST - Estonia	4	2	2
4	TUR - Turkey	4	2	2
6	FIN - Finland	4	1	3
7	AUS - Australia	4	0	4
7	MEX - Mexico	4	0	4

Note:
Under WCF rules, tie-breaking rules for standings are not applied until after the last game of the round robin.

Legend:
LSFE(*) Last Stone First End X Unplayed/unfinished end due to concession

WED 15 JAN 2020
Start Time 14:00

Round Robin Session 4 - Sheet B

Game Results

Sheet	Game	Team	LSFE	1	2	3	4	5	6	7	8	9	10	Extra Ends	Total
B	4	FIN - Finland		0	0	1	1	0	0	2	0	0	2		6
	4	NOR - Norway	*	0	2	0	0	2	1	0	1	1	0		7

FIN - Finland	
4 V	TURTO Miia
3 S	VIRTAALA Elina
2	LINDSTROEM Janina
1	RISSANEN Tuuli
A	HIPPI Marjo

NOR - Norway	
4 S	ROERVIK Marianne
3	SKASLIEN Eli
2 V	TRULSEN Pia
1	CUNNINGHAM Jennifer
A	-

Last Stone Draw		Distance
☺	RISSANEN Tuuli	199.6cm
☹	VIRTAALA Elina	43.4cm
Total		243.0cm

Last Stone Draw		Distance
☺	SKASLIEN Eli	14.4cm
☹	TRULSEN Pia	130.1cm
Total		144.5cm

Time remaining: 1 minute 2 seconds

Time remaining: 2 minutes 49 seconds

Note:
Position and function for each team member:
4 = Fourth, 3 = Third, 2 = Second, 1 = Lead, A = Alternate, S = Skip, V = Vice-Skip

Legend:
☺ Clockwise ☹ Counter-clockwise **LSFE(*)** Last Stone First End

TUE 14 JAN 2020
Start Time 19:00

Round Robin Session 3

Session Results and Standings

Sheet	Game	Team	LSFE	1	2	3	4	5	6	7	8	9	10	Extra Ends	Total
A	3	NOR - Norway	*	0	1	3	2	0	1	2	2	X	X		11
	3	AUS - Australia		1	0	0	0	1	0	0	0	X	X		2
B	3	MEX - Mexico		0	0	0	1	0	1	0	X	X	X		2
	3	TUR - Turkey	*	2	1	1	0	2	0	4	X	X	X		10
C	3	ITA - Italy		0	0	2	0	1	0	1	0	1	X		5
	3	KOR - Korea	*	2	1	0	2	0	1	0	3	0	X		9
D	3	EST - Estonia	*	3	2	0	0	1	0	1	0	2	X		9
	3	FIN - Finland		0	0	2	0	0	2	0	1	0	X		5

Current Standings

Rank	Team	Games	Wins	Losses
1	KOR - Korea	3	3	0
1	NOR - Norway	3	3	0
3	ITA - Italy	3	2	1
3	TUR - Turkey	3	2	1
5	EST - Estonia	3	1	2
5	FIN - Finland	3	1	2
7	AUS - Australia	3	0	3
7	MEX - Mexico	3	0	3

Note:
Under WCF rules, tie-breaking rules for standings are not applied until after the last game of the round robin.

Legend:
LSFE(*) Last Stone First End X Unplayed/unfinished end due to concession



Session Results and Standings

Sheet	Game	Team	LSFE	1	2	3	4	5	6	7	8	9	10	Extra Ends	Total
A	2	MEX - Mexico		0	0	0	1	0	0	0	X	X	X		1
	2	FIN - Finland	*	1	3	1	0	2	2	2	X	X	X		11
B	2	ITA - Italy	*	1	1	0	2	2	1	0	0	0	X		7
	2	AUS - Australia		0	0	1	0	0	0	2	1	1	X		5
C	2	EST - Estonia	*	0	1	1	1	0	2	0	1	0	X		6
	2	NOR - Norway		1	0	0	0	4	0	3	0	1	X		9
D	2	TUR - Turkey		1	0	1	0	0	0	2	0	2	0		6
	2	KOR - Korea	*	0	2	0	1	0	2	0	1	0	1		7

Current Standings

Rank	Team	Games	Wins	Losses
1	ITA - Italy	2	2	0
1	KOR - Korea	2	2	0
1	NOR - Norway	2	2	0
4	FIN - Finland	2	1	1
4	TUR - Turkey	2	1	1
6	AUS - Australia	2	0	2
6	EST - Estonia	2	0	2
6	MEX - Mexico	2	0	2

Note:
Under WCF rules, tie-breaking rules for standings are not applied until after the last game of the round robin.

Legend:
LSFE(*) Last Stone First End X Unplayed/unfinished end due to concession

TUE 14 JAN 2020
Start Time 9:00

Round Robin Session 2 - Sheet D

Game Results

Sheet	Game	Team	LSFE	1	2	3	4	5	6	7	8	9	10	Extra Ends	Total
D	2	TUR - Turkey		1	0	1	0	0	0	2	0	2	0		6
	2	KOR - Korea	*	0	2	0	1	0	2	0	1	0	1		7

TUR - Turkey	
4 S	YILDIZ Dilsat
3 V	POLAT Oznur
2	KONUKSEVER Semiha
1	POLAT Mihriban
A	-

KOR - Korea	
4 S	GIM Un Chi
3 V	UM Min Ji
2	KIM Su Ji
1	SEOL Ye Eun
A	SEOL Ye Ji

Last Stone Draw		Distance
☺	POLAT Oznur	117.4cm
☹	POLAT Mihriban	63.6cm
Total		181.0cm

Last Stone Draw		Distance
☺	UM Min Ji	117.2cm
☹	KIM Su Ji	59.1cm
Total		176.3cm

Time remaining: 1 minute 41 seconds

Time remaining: 2 minutes 27 seconds

Note:
Position and function for each team member:
4 = Fourth, 3 = Third, 2 = Second, 1 = Lead, A = Alternate, S = Skip, V = Vice-Skip

Legend:
☺ Clockwise ☹ Counter-clockwise **LSFE(*)** Last Stone First End

MON 13 JAN 2020
Start Time 15:00

Round Robin Session 1

Session Results and Standings

Sheet	Game	Team	LSFE	1	2	3	4	5	6	7	8	9	10	Extra Ends	Total
A	1	ITA - Italy		0	1	2	0	3	0	0	2	0	X		8
	1	EST - Estonia	*	0	0	0	2	0	1	0	0	1	X		4
B	1	KOR - Korea		1	1	0	2	3	0	2	3	X	X		12
	1	FIN - Finland	*	0	0	1	0	0	2	0	0	X	X		3
C	1	TUR - Turkey		0	2	0	1	3	1	3	3	X	X		13
	1	AUS - Australia	*	3	0	2	0	0	0	0	0	X	X		5
D	1	MEX - Mexico		0	1	0	1	0	1	0	X	X	X		3
	1	NOR - Norway	*	2	0	2	0	5	0	0	X	X	X		9

Current Standings

Rank	Team	Games	Wins	Losses
1	ITA - Italy	1	1	0
1	KOR - Korea	1	1	0
1	NOR - Norway	1	1	0
1	TUR - Turkey	1	1	0
5	AUS - Australia	1	0	1
5	EST - Estonia	1	0	1
5	FIN - Finland	1	0	1
5	MEX - Mexico	1	0	1

Note:
Under WCF rules, tie-breaking rules for standings are not applied until after the last game of the round robin.

Legend:
LSFE(*) Last Stone First End X Unplayed/unfinished end due to concession

Entry List by Country

As of SUN 12 JAN 2020

AUS - Australia		
4 S	WAGNER Lauren	R
3 V	WESTHAGEN Jennifer	R
2	TSOURLENES Kristen	R
1	MILLIKIN Carlee	R
A	-	
C	ARMSTRONG Dustin (CAN)	
O	-	
O	-	

EST - Estonia		
4 S	TURMANN Marie	R
3 V	TURMANN Liisa	R
2	GROSSMANN Heili	R
1	TUVIKE Erika	R
A	-	
C	STRAUSAK Nicole (SUI)	
O	-	
O	-	

FIN - Finland		
4 V	TURTO Miia	R
3 S	VIRTAALA Elina	R
2	LINDSTROEM Janina	R
1	RISSANEN Tuuli	R
A	HIPPI Marjo	R
C	KIISKINEN Katja	
O	AHRENBORG Kim	
O	-	

ITA - Italy		
4 S	ZAPPONE Veronica	R
3 V	CONSTANTINI Stefania	R
2	ROMEI Angela	R
1	ZARDINI LACEDELLI Giulia	R
A	DAMI Elena	R
C	CALDART Violetta	
NC	SCHMIDT Ulrik (DEN)	
O	-	

KOR - Korea		
4 S	GIM Un Chi	R
3 V	UM Min Ji	R
2	KIM Su Ji	L
1	SEOL Ye Eun	L
A	SEOL Ye Ji	R
C	SHIN Dong Ho	
O	HEMMINGS Guy (CAN)	
O	LIM Gyeong Sik	

MEX - Mexico		
4 S	CAMARENA OSORNO Adriana	R
3 V	PEREZ ANZURES Angelica	R
2	QUINTERO TORRES Estefana	R
1	TOMPKINS Monica	R
A	-	
C	-	
O	-	
O	-	

NOR - Norway		
4 S	ROERVIK Marianne	R
3	SKASLIEN Eli	R
2 V	TRULSEN Pia	R
1	CUNNINGHAM Jennifer	R
A	-	
C	STEEN HANSEN Rune	
O	-	
O	-	

TUR - Turkey		
4 S	YILDIZ Dilsat	R
3 V	POLAT Oznur	R
2	KONUKSEVER Semiha	R
1	POLAT Mihriban	R
A	-	
C	ZUMMACK Tony (CAN)	
T	GULTEKIN Mehmet	
O	AKIN Murat	

Note:

Position and function for each team member:

4 = Fourth, **3** = Third, **2** = Second, **1** = Lead, **A** = Alternate, **S** = Skip, **V** = Vice-Skip

C = Coach, **NC** = National Coach, **2C** = 2nd Team Coach, **O** = Team Official, **T** = Translator

Legend:

L Left-handed

R Right-handed

Competition Officials

As of SUN 12 JAN 2020

Function	Name	Organisation
WCF President:	CAITHNESS Kate	SCO - Scotland
WCF Head of Competitions:	ROETHLISBERGER Eeva	SUI - Switzerland
WCF Technical Delegate:	ELL Darrell	CAN - Canada
Chief Umpire:	AUGUSTYNIAK Wojciech	POL - Poland
Deputy Chief Umpire:	POROTIKOV Anton	SWE - Sweden
Game Umpires:	EDINGTON Pat	SCO - Scotland
	MATAU Gheorghe	ROU - Romania
	OKSANEN Taru	FIN - Finland
	SYKOROVA Silvia	SVK - Slovakia
Chief Ice Technician:	SMITH Graham	SCO - Scotland
Deputy Chief Ice Technician:	AIKEN Reece	NZL - New Zealand
Chief Timer:	CACCIVIO Guido	SUI - Switzerland
Deputy Chief Timer:	HUSTLER James	ENG - England

Competition Schedule

As of SUN 12 JAN 2020

Date	Start Time	Session	Sheet A	Sheet B	Sheet C	Sheet D	
MON 13 JAN	15:00	w1	ita - est	kor - fin	tur - aus	mex - nor	
	19:00	M1	CHN - FIN	MEX - POL	JPN - RUS	ENG - CZE	
TUE 14 JAN	9:00	w2	mex - fin	ita - aus	est - nor	tur - kor	
	14:00	M2	CZE - RUS	ENG - JPN	CHN - MEX	FIN - POL	
	19:00	w3	nor - aus	mex - tur	ita - kor	est - fin	
WED 15 JAN	9:00	M3	ENG - POL	CHN - RUS	FIN - CZE	JPN - MEX	
	14:00	w4	tur - ita	fin - nor	mex - est	kor - aus	
	19:00	M4	FIN - MEX	RUS - ENG	CZE - JPN	POL - CHN	
THU 16 JAN	9:00	w5	est - kor	aus - mex	nor - tur	fin - ita	
	14:00	M5	JPN - CHN	POL - CZE	ENG - FIN	MEX - RUS	
	19:00	w6	fin - tur	nor - ita	kor - mex	aus - est	
FRI 17 JAN	9:00	M6	MEX - CZE	JPN - FIN	RUS - POL	CHN - ENG	
	14:00	w7	kor - nor	tur - est	aus - fin	ita - mex	
	19:00	M7	POL - JPN	CZE - CHN	MEX - ENG	RUS - FIN	
SAT 18 JAN	9:00	Men's and Women's Play-off Games 1					
	14:00	Men's and Women's Play-off Games 2					

Note:

Lowercase - women; UPPERCASE - MEN

First named team in each game plays red-handled stones and wears dark coloured upper playing garments.

Legend:

Mn Men's session n

wn Women's session n