



**BKT Tires & OK Tire
World Women's Curling Championship 2022
Prince George, BC, Canada**

19 – 27 March 2022

RESULTS SUMMARY

SUN 27 MAR 2022

Medallists

Medal	Country	Name	Position - Function
GOLD	SUI - Switzerland	PAETZ Alina	4 V
		TIRINZONI Silvana	3 S
		NEUENSCHWANDER Esther	2
		BARBEZAT Melanie	1
		HOWALD Carole	A
		CHARETTE Pierre	C
SILVER	KOR - Korea	KIM EunJung	4 S
		KIM KyeongAe	3 V
		KIM ChoHi	2
		KIM SeonYeong	1
		KIM YeongMi	A
		LIM MyungSup	C
BRONZE	CAN - Canada	EINARSON Kerri	4 S
		SWEETING Val	3 V
		BIRCHARD Shannon	2
		MEILLEUR Briane	1
		KARWACKI Krysten	A
		CARRUTHERS Reid	C

Note:

Position and function for each team member:

4 = Fourth, **3** = Third, **2** = Second, **1** = Lead, **A** = Alternate, **S** = Skip, **V** = Vice-Skip, **C** = Coach

Final Standings

Rank	Team	Players	Position - Function
1	SUI - Switzerland	PAETZ Alina	4 V
		TIRINZONI Silvana	3 S
		NEUENSCHWANDER Esther	2
		BARBEZAT Melanie	1
		HOWALD Carole	A
		CHARETTE Pierre	C
2	KOR - Korea	KIM EunJung	4 S
		KIM KyeongAe	3 V
		KIM ChoHi	2
		KIM SeonYeong	1
		KIM YeongMi	A
		LIM MyungSup	C
3	CAN - Canada	EINARSON Kerri	4 S
		SWEETING Val	3 V
		BIRCHARD Shannon	2
		MEILLEUR Briane	1
		KARWACKI Krysten	A
		CARRUTHERS Reid	C
4	SWE - Sweden	HASSELBORG Anna	4 S
		McMANUS Sara	3 V
		KNOCHENHAUER Agnes	2
		MABERGS Sofia	1
		HELDIN Johanna	A
		MIDDAUGH Wayne	C
5	USA - United States	CHRISTENSEN Cory	4 S
		ANDERSON Sarah	3 V
		PERSINGER Vicky	2
		ANDERSON Taylor	1
		MULLANEY Sydney	A
		OVERTON-CLAPHAM Cathy	C
6	DEN - Denmark	DUPONT Madeleine	4 S
		HALSE Mathilde	3 V
		DUPONT Denise	2
		LARSEN My	1
		LANDER Jasmin	A
		ROGERS Heather	C
7	JPN - Japan	KITAZAWA Ikue	4 S
		NAKAJIMA Seina	3 V
		SUZUKI Minori	2
		ISHIGOOKA Hasumi	1
		MATSUMURA Chiaki	A
		MOROZUMI Yusuke	C
8	NOR - Norway	SKASLIEN Kristin	4 V
		ROERVIK Marianne	3 S
		HASLEV NORDBYE Mille	2
		ROENNING Martine	1
		MESLOE Eirin	A
		STEEN HANSEN Rune	C

Final Standings

Rank	Team	Players	Position - Function
9	GER - Germany	JENTSCH Daniela	4 S
		ABBES Emira	3 V
		HOEHNE Mia	2
		JENTSCH Analena	1
		FOMM Klara-Hermine	A
		HOEHNE Holger	C
10	ITA - Italy	CONSTANTINI Stefania	4 S
		LO DESERTO Marta	3 V
		ROMEI Angela	2
		ZAPPONE Veronica	1
		ZARDINI LACEDELLI Giulia	A
		CALDART Violetta	C
11	TUR - Turkey	YILDIZ Dilsat	4 S
		POLAT Oznur	3 V
		SENGUL Berfin	2
		GOZUTOK Ayse	1
		POLAT Mihriban	A
		CAKIR Bilal Omer	C
12	CZE - Czech Republic	BAUDYSOVA Alzbeta	4 S
		VINSOVA Petra	3
		BAUDYSOVA Michaela	2
		SVATONOVA Klara	1 V
		HRONOVA Lenka	A
		KUBESKA Karel	C
13	SCO - Scotland	MORRISON Rebecca	4 S
		AITKEN Gina	3 V
		SINCLAIR Sophie	2
		JACKSON Sophie	1
		FARMER Beth	A
		SMITH Nancy	C

Note:

Position and function for each team member:

4 = Fourth, **3** = Third, **2** = Second, **1** = Lead, **A** = Alternate, **S** = Skip, **V** = Vice-Skip, **C** = Coach

After Gold Medal Game

Competition Summary

Session	Date	Time	Sheet A	Sheet B	Sheet C	Sheet D	Attendance
Session 1	SAT 19 MAR	14:00	CAN 9-2 ITA	SWE 9-6 TUR	CZE 2-9 USA	KOR 7-6 NOR	1'415
Session 2	SAT 19 MAR	19:00	DEN 11-8 GER	CAN 4-6 NOR	SCO 1-12 SUI	JPN 7-6 TUR	1'465
Session 3	SUN 20 MAR	9:00	SUI 8-7 SWE	GER 2-7 KOR	ITA 2-9 JPN	SCO 9-10 CZE	1'082
Session 4	SUN 20 MAR	14:00	KOR 8-7 CZE	USA 7-6 ITA	TUR 4-8 CAN	SWE 9-4 DEN	1'351
Session 5	SUN 20 MAR	19:00	JPN 7-6 USA	DEN W-L SCO	NOR 11-6 GER	SUI 11-3 CAN	1'527
Session 6	MON 21 MAR	9:00	ITA 8-4 NOR	CZE 1-8 SWE	JPN W-L SCO		867
Session 7	MON 21 MAR	14:00	CZE 4-6 GER	TUR 3-8 SUI	CAN 8-4 DEN	USA 4-11 KOR	1'106
Session 8	MON 21 MAR	19:00	SCO L-W SWE	NOR 4-12 USA	SUI 8-6 ITA	GER 7-5 JPN	941
Session 9	TUE 22 MAR	9:00		SWE 6-2 ITA	KOR W-L SCO	DEN 11-10 TUR	885
Session 10	TUE 22 MAR	14:00	GER 7-8 USA	JPN 4-10 CAN	DEN 8-6 CZE	NOR 5-8 SUI	1'257
Session 11	TUE 22 MAR	19:00	TUR 5-10 NOR	SCO L-W GER	SWE 8-4 JPN	ITA 4-7 KOR	1'010
Session 12	WED 23 MAR	9:00	SUI 10-3 CZE	KOR 7-8 DEN	USA 12-5 TUR	CAN 10-8 SWE	1'494
Session 13	WED 23 MAR	14:00	JPN 8-1 DEN	SUI 8-7 USA	GER 7-5 ITA	NOR W-L SCO	1'090
Session 14	WED 23 MAR	19:00	SWE 7-3 KOR	ITA 9-7 TUR	SCO L-W CAN	CZE 7-3 JPN	1'363
Session 15	THU 24 MAR	9:00	USA 3-9 CAN	NOR 7-1 CZE	DEN 3-7 SUI	TUR 1-8 GER	1'446
Session 16	THU 24 MAR	14:00	ITA W-L SCO	GER 5-6 SWE	JPN 9-5 NOR	KOR 5-8 SUI	1'091
Session 17	THU 24 MAR	19:00	CZE 5-7 TUR	CAN 7-8 KOR	USA 5-4 SWE	DEN 7-5 ITA	1'734
Session 18	FRI 25 MAR	9:00	NOR 4-11 DEN	SUI 11-3 JPN	CAN 8-5 GER	SCO L-W USA	1'728
Session 19	FRI 25 MAR	14:00	KOR W-L JPN	TUR W-L SCO	ITA 7-3 CZE	SWE 6-3 NOR	1'642
Session 20	FRI 25 MAR	19:00	GER 6-7 SUI	USA 9-5 DEN	TUR 2-10 KOR	CZE 6-9 CAN	2'131
Qualification	SAT 26 MAR	13:00	CAN 9-8 DEN		USA 6-8 SWE		1'849
Semi-finals	SAT 26 MAR	19:00	SUI 7-5 SWE		CAN 6-9 KOR		2'198
Bronze Medal	SUN 27 MAR	11:00		CAN 8-7 SWE			1'809
Gold Medal	SUN 27 MAR	16:00		SUI 7-6 KOR			2'292
Total:							34'773

Standings after Round Robin

Rank	Team	Games	Wins	Losses		
1	SUI - Switzerland	12	12	0	Q	
2	KOR - Korea	12	9	3	Q	w1 DSC 37.42cm
3	CAN - Canada	12	9	3	Q	w1 DSC 37.69cm
4	SWE - Sweden	12	9	3	Q	w1 DSC 42.09cm
5	USA - United States	12	8	4	Q	
6	DEN - Denmark	12	7	5	Q	
7	JPN - Japan	12	6	6	DNF	
8	NOR - Norway	12	5	7		w1
9	GER - Germany	12	5	7		w0
10	ITA - Italy	12	4	8		
11	TUR - Turkey	12	2	10		w1
12	CZE - Czech Republic	12	2	10		w0
13	SCO - Scotland	12	0	12	DNF	

Competition Summary

Play-offs Bracket

Qualification	Semi-finals	Finals	Final Standings
<p>4 SWE 8 Sheet C</p> <p>5 USA 6</p> <p>3 CAN 9 Sheet A</p> <p>6 DEN 8</p>	<p>1 SUI 7 Sheet A</p> <p>SWE 5</p> <p>2 KOR 9 Sheet C</p> <p>CAN 6</p>	<p>SUI 7 Sheet B</p> <p>KOR 6</p> <p>SWE 7 Sheet B</p> <p>CAN 8</p>	<p>1 SUI - Switzerland</p> <p>2 KOR - Korea</p> <p>3 CAN - Canada</p> <p>4 SWE - Sweden</p> <p>5 USA - United States</p> <p>6 DEN - Denmark</p> <p>7 JPN - Japan</p> <p>8 NOR - Norway</p> <p>9 GER - Germany</p> <p>10 ITA - Italy</p> <p>11 TUR - Turkey</p> <p>12 CZE - Czech Republic</p> <p>13 SCO - Scotland</p>
		<p>SUI 1st</p> <p>KOR 2nd</p> <p>CAN 3rd</p> <p>SWE 4th</p>	

The teams ranked 1st and 2nd advance directly to the semi-finals.
The teams ranked 3rd to 6th play in the qualification games (3 v 6 and 4 v 5).
The winners of those qualification games advance to the semi-finals.

Legend:

DNF Did Not Finish

L Loss

wn Number of wins (n) against tied teams

DSC Draw Shot Challenge

Q Qualified for the play-offs

EE Extra End

W Win

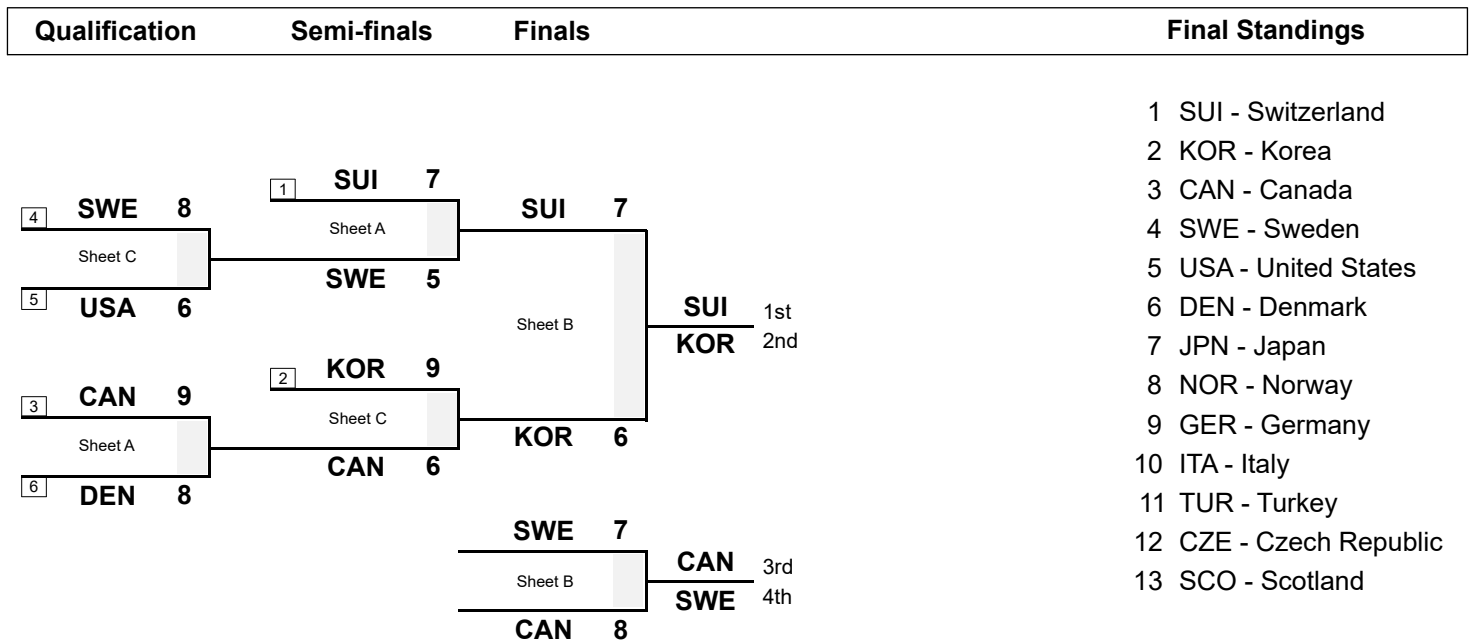
SUN 27 MAR 2022
Start Time 16:00

Gold Medal Game

Session Results and Standings

Sheet	Game	Team	LSFE	1	2	3	4	5	6	7	8	9	10	Extra Ends	Total
B	14	SUI - Switzerland	*	0	3	0	1	0	1	0	1	0	1		7
	14	KOR - Korea		0	0	1	0	2	0	2	0	1	0		6

Play-offs Bracket



The teams ranked 1st and 2nd get a bye to the semi-finals.
The teams ranked 3rd to 6th play in qualification games (3 v 6 and 4 v 5).
The winners of those qualification games advance to the semi-finals.

Attendance

Session: 2'292 Total: 34'773

Legend:
LSFE(*) Last Stone First End

Scoring Analysis

Team	Games	LSFE	Stolen Ends	Last Stone Eff.	Force Eff.	Points Scored							Total	Plus / Minus
						0	1	2	3	4	>4			
SUI	14	For	8	19	60%	71%	5	25	30	6	3	1	120	+57
		Against	6	4			6	31	10	4	0	0	63	
SWE	15	For	7	20	46%	61%	15	31	22	5	2	0	98	+26
		Against	8	10			7	34	13	4	0	0	72	
CAN	15	For	8	12	54%	67%	2	21	24	13	0	0	108	+23
		Against	7	11			5	40	13	5	1	0	85	
KOR	14	For	10	13	38%	62%	11	33	16	5	2	0	88	+20
		Against	4	7			3	29	12	5	0	0	68	
USA	13	For	7	14	37%	42%	7	25	15	7	3	0	88	+12
		Against	5	15			7	26	18	2	2	0	76	
GER	12	For	7	17	24%	39%	6	30	14	3	0	0	67	-6
		Against	5	15			4	24	18	3	1	0	73	
DEN	13	For	7	10	39%	40%	5	23	16	6	2	0	81	-9
		Against	6	19			6	29	18	3	4	0	90	
NOR	12	For	7	14	30%	46%	11	25	11	6	0	0	65	-12
		Against	5	15			6	21	14	4	4	0	77	
ITA	12	For	6	8	23%	37%	9	23	9	2	1	1	56	-18
		Against	6	12			14	17	18	7	0	0	74	
CZE	12	For	6	6	23%	34%	7	27	11	2	0	0	55	-36
		Against	6	14			13	20	18	10	0	1	91	
TUR	12	For	5	6	30%	25%	3	24	11	2	1	0	56	-41
		Against	7	15			7	18	22	9	2	0	97	
JPN	DNF	12	For	4	12	35%	60%	4	24	14	1	1	59	-4
		Against	8	9			7	22	12	4	0	1	63	
SCO	DNF	12	For	1	0	33%	20%	1	1	0	3	0	10	-12
		Against	10	5			1	1	7	1	1	0	22	
Total	84			151			86	312	193	61	15	2	951	

Note:

Stolen ends are the ends won without the last stone advantage.

Last Stone Efficiency: Scoring two or more points with last stone advantage.

Force Efficiency: Forcing the opponent team to score only one point when they have the last stone advantage.

Legend:
>4 More than four points scored

DNF Did Not Finish

Eff. Efficiency

LSFE Last Stone First End

Summary of Big Ends

Points Scored	By	Against	Session	End	Game Result
5	ITA - Italy	CZE - Czech Republic	19	8	7 : 3
5	SUI - Switzerland	JPN - Japan	18	3	11 : 3
4	SUI - Switzerland	DEN - Denmark	15	5	7 : 3
4	SUI - Switzerland	CAN - Canada	5	6	11 : 3
4	SUI - Switzerland	SCO - Scotland	2	5	12 : 1
4	USA - United States	DEN - Denmark	20	4	9 : 5
4	USA - United States	TUR - Turkey	12	8	12 : 5
4	USA - United States	NOR - Norway	8	9	12 : 4
4	DEN - Denmark	NOR - Norway	18	8	11 : 4
4	DEN - Denmark	GER - Germany	2	1	11 : 8
4	KOR - Korea	TUR - Turkey	20	6	10 : 2
4	KOR - Korea	USA - United States	7	9	11 : 4
4	SWE - Sweden	USA - United States	Q	10	8 : 6
4	SWE - Sweden	DEN - Denmark	4	9	9 : 4
4	ITA - Italy	NOR - Norway	6	7	8 : 4
4	JPN - Japan	NOR - Norway	16	10	9 : 5
4	TUR - Turkey	DEN - Denmark	9	5	10 : 11

Note:
Big ends are defined as ends with a score of four or more points.

Legend:
Q Qualification

Time-out Statistics

Team	Games	Number of Time-outs	Average Shot Success on Next Stone
SUI - Switzerland	14	6	91%
TUR - Turkey	12	8	84%
NOR - Norway	12	4	81%
USA - United States	13	12	77%
CAN - Canada	15	8	75%
GER - Germany	12	5	75%
SWE - Sweden	15	11	75%
KOR - Korea	14	9	72%
ITA - Italy	12	11	70%
DEN - Denmark	13	4	68%
CZE - Czech Republic	12	11	52%
JPN - Japan	DNF	12	83%
SCO - Scotland	DNF	12	25%
Total	84	93	73%

Legend:
DNF Did Not Finish

SUN 27 MAR 2022
 Start Time 11:00

Bronze Medal Game

Session Results and Standings

Sheet	Game	Team	LSFE	1	2	3	4	5	6	7	8	9	10	Extra Ends	Total
B	15	CAN - Canada	*	1	0	1	0	0	3	0	2	0	0	1	8
	15	SWE - Sweden		0	2	0	1	1	0	1	0	0	2	0	7

Play-offs Bracket

Qualification	Semi-finals	Finals	Final Standings
4 SWE 8 Sheet C 5 USA 6 Sheet A 3 CAN 9 Sheet A 6 DEN 8	1 SUI 7 Sheet A SWE 5 2 KOR 9 Sheet C CAN 6	SUI SUN 27 MAR 16:00 Sheet B KOR SWE 7 Sheet B CAN 8	1 2 3 CAN - Canada 4 SWE - Sweden 5 USA - United States 6 DEN - Denmark 7 JPN - Japan 8 NOR - Norway 9 GER - Germany 10 ITA - Italy 11 TUR - Turkey 12 CZE - Czech Republic 13 SCO - Scotland

The teams ranked 1st and 2nd get a bye to the semi-finals.
 The teams ranked 3rd to 6th play in qualification games (3 v 6 and 4 v 5).
 The winners of those qualification games advance to the semi-finals.

Attendance

Session: 1'809 Total: 32'481

 Legend:
 LSFE(*) Last Stone First End

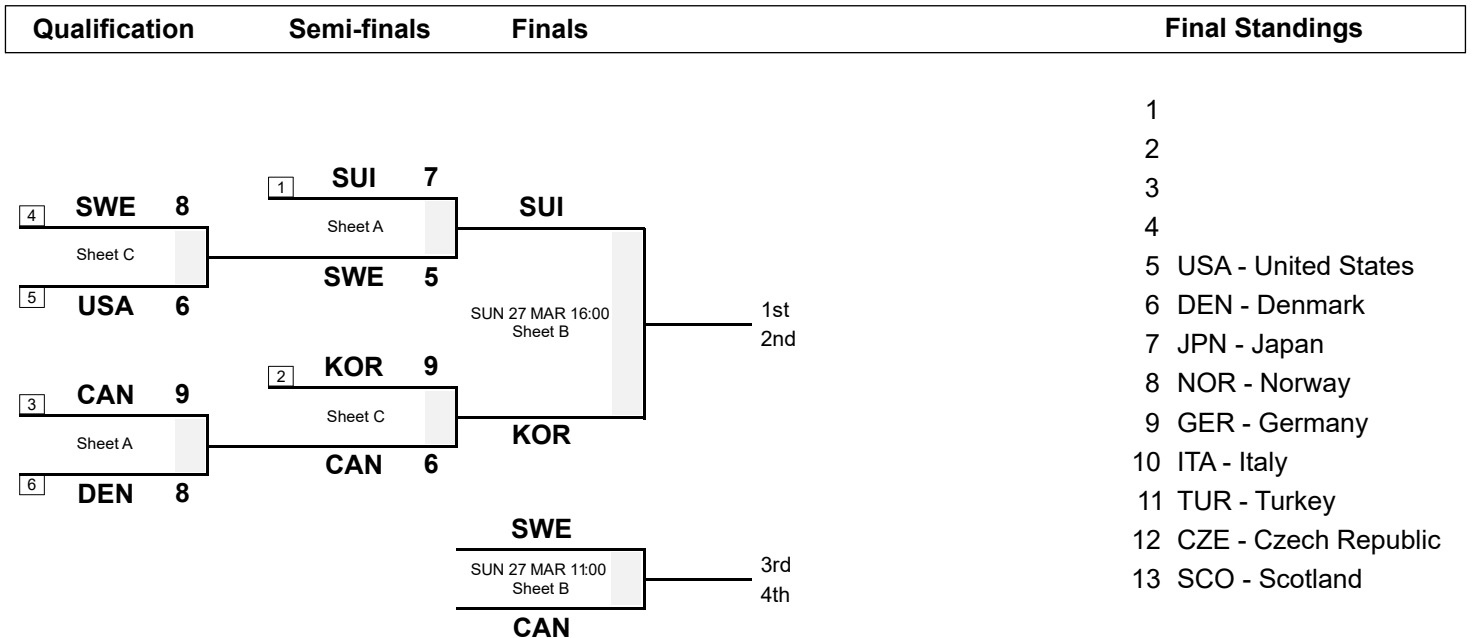
SAT 26 MAR 2022
 Start Time 19:00

Semi-finals

Session Results and Standings

Sheet	Game	Team	LSFE	1	2	3	4	5	6	7	8	9	10	Extra Ends	Total
A	13	SUI - Switzerland	*	1	0	2	0	1	0	0	2	0	1		7
	14	SWE - Sweden		0	1	0	2	0	0	2	0	0	0		5
C	14	CAN - Canada		0	0	1	0	2	0	3	0	0	0		6
	13	KOR - Korea	*	0	2	0	1	0	1	0	2	1	2		9

Play-offs Bracket



The teams ranked 1st and 2nd get a bye to the semi-finals.
 The teams ranked 3rd to 6th play in qualification games (3 v 6 and 4 v 5).
 The winners of those qualification games advance to the semi-finals.

Attendance

Session: 2'198 Total: 30'672

Legend:
 LSFE(*) Last Stone First End

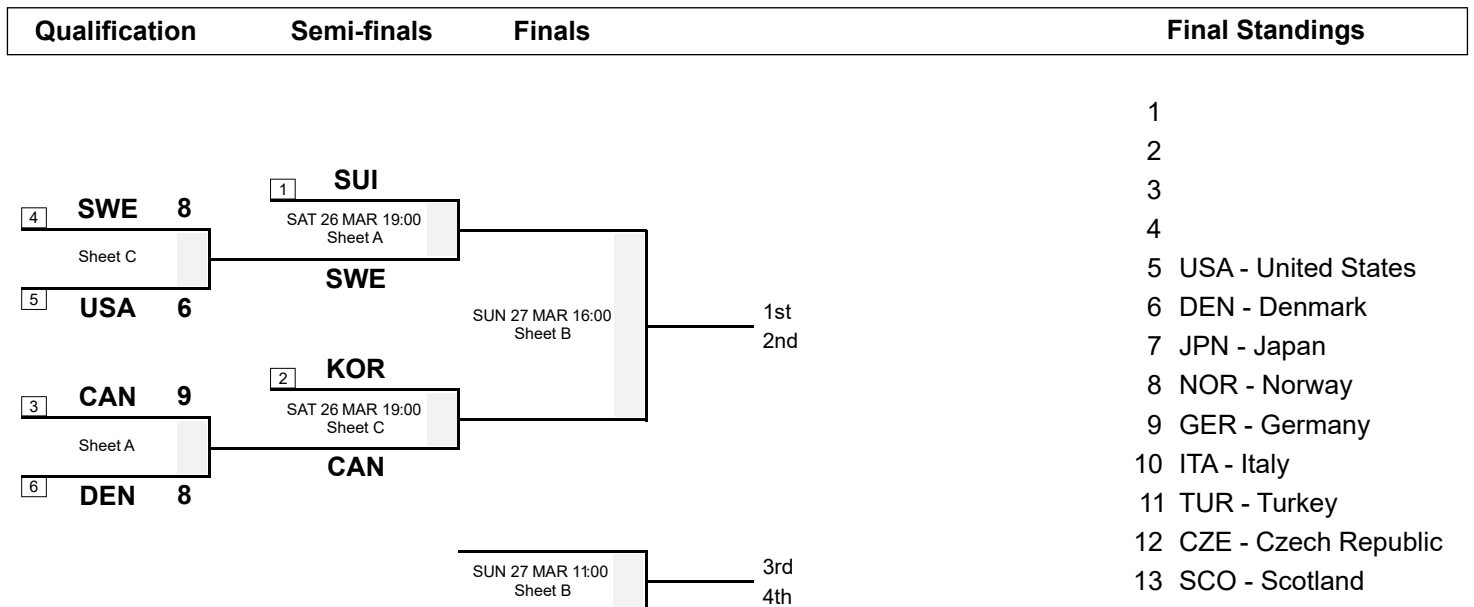
SAT 26 MAR 2022
 Start Time 13:00

Qualification Games

Session Results and Standings

Sheet	Game	Team	LSFE	1	2	3	4	5	6	7	8	9	10	Extra Ends	Total
A	13	CAN - Canada	*	2	0	2	0	0	2	0	3	0	0		9
	13	DEN - Denmark		0	3	0	1	0	0	2	0	1	1		8
C	13	USA - United States		0	0	0	2	0	1	0	2	1	0		6
	13	SWE - Sweden	*	0	1	1	0	1	0	1	0	0	4		8

Play-offs Bracket



The teams ranked 1st and 2nd get a bye to the semi-finals.
 The teams ranked 3rd to 6th play in qualification games (3 v 6 and 4 v 5).
 The winners of those qualification games advance to the semi-finals.

Attendance

Session: 1'849 Total: 28'474

Legend:
 LSF(*E) Last Stone First End

After Round Robin

Competition Matrix

Team	CAN	CZE	DEN	GER	ITA	JPN	KOR	NOR	SCO	SUI	SWE	TUR	USA
CAN		9 - 6	8 - 4	8 - 5	9 - 2	10 - 4	7 - 8	4 - 6	W - L	3 - 11	10 - 8	8 - 4	9 - 3
CZE	6 - 9		6 - 8	4 - 6	3 - 7	7 - 3	7 - 8	1 - 7	10 - 9	3 - 10	1 - 8	5 - 7	2 - 9
DEN	4 - 8	8 - 6		11 - 8	7 - 5	1 - 8	8 - 7	11 - 4	W - L	3 - 7	4 - 9	11 - 10	5 - 9
GER	5 - 8	6 - 4	8 - 11		7 - 5	7 - 5	2 - 7	6 - 11	W - L	6 - 7	5 - 6	8 - 1	7 - 8
ITA	2 - 9	7 - 3	5 - 7	5 - 7		2 - 9	4 - 7	8 - 4	W - L	6 - 8	2 - 6	9 - 7	6 - 7
JPN	4 - 10	3 - 7	8 - 1	5 - 7	9 - 2		L - W	9 - 5	W - L	3 - 11	4 - 8	7 - 6	7 - 6
KOR	8 - 7	8 - 7	7 - 8	7 - 2	7 - 4	W - L		7 - 6	W - L	5 - 8	3 - 7	10 - 2	11 - 4
NOR	6 - 4	7 - 1	4 - 11	11 - 6	4 - 8	5 - 9	6 - 7		W - L	5 - 8	3 - 6	10 - 5	4 - 12
SCO	L - W	9 - 10	L - W	L - W	L - W	L - W	L - W	L - W		1 - 12	L - W	L - W	L - W
SUI	11 - 3	10 - 3	7 - 3	7 - 6	8 - 6	11 - 3	8 - 5	8 - 5	12 - 1		8 - 7	8 - 3	8 - 7
SWE	8 - 10	8 - 1	9 - 4	6 - 5	6 - 2	8 - 4	7 - 3	6 - 3	W - L	7 - 8		9 - 6	4 - 5
TUR	4 - 8	7 - 5	10 - 11	1 - 8	7 - 9	6 - 7	2 - 10	5 - 10	W - L	3 - 8	6 - 9		5 - 12
USA	3 - 9	9 - 2	9 - 5	8 - 7	7 - 6	6 - 7	4 - 11	12 - 4	W - L	7 - 8	5 - 4	12 - 5	

Standings after Round Robin

Rank	Team	Games	Wins	Losses			
1	SUI - Switzerland	12	12	0	Q		
2	KOR - Korea	12	9	3	Q	w1	DSC 37.42cm
3	CAN - Canada	12	9	3	Q	w1	DSC 37.69cm
4	SWE - Sweden	12	9	3	Q	w1	DSC 42.09cm
5	USA - United States	12	8	4	Q		
6	DEN - Denmark	12	7	5	Q		
7	JPN - Japan	12	6	6	DNF		
8	NOR - Norway	12	5	7		w1	
9	GER - Germany	12	5	7		w0	
10	ITA - Italy	12	4	8			
11	TUR - Turkey	12	2	10		w1	
12	CZE - Czech Republic	12	2	10		w0	
13	SCO - Scotland	12	0	12	DNF		

Legend:
DNF Did Not Finish

DSC Draw Shot Challenge

L Loss

Q Qualified for the play-offs

W Win

wn Number of wins (n) against tied teams

After Round Robin

Draw Shot Challenge

Rank Team	Stone Rotation	Last Stone Draw in each Round Robin Game												DSC
		1	2	3	4	5	6	7	8	9	10	11	12	
1 NOR - Norway	⌚	104.9	26.5	21.4	56.8	8.2	11.9	13.3	36.4	22.7	9.9	10.0	24.0	29.73cm
	⌚	22.0	18.3	19.8	9.6	41.5	115.1	50.8	64.4	26.9	18.3	100.1	41.2	
2 SUI - Switzerland	⌚	43.5	10.4	8.7	7.0	15.7	14.7	9.1	3.7	72.8	3.1	17.6	56.0	30.98cm
	⌚	55.4	42.3	23.4	24.6	165.5	15.4	143.5	26.1	71.3	145.8	11.5	5.7	
3 CZE - Czech Republic	⌚	13.2	28.2	184.8	74.0	13.4	81.5	39.4	28.2	92.7	7.1	81.0	20.9	34.40cm
	⌚	35.0	24.3	102.9	28.5	30.0	7.5	42.2	4.2	18.9	18.8	19.5	48.4	
4 KOR - Korea	⌚	11.9	16.0	101.9	42.1	26.6	29.3	54.0	34.2	17.3	76.3	42.4	23.7	37.42cm
	⌚	17.8	116.6	80.8	70.8	19.4	18.5	18.5	19.2	21.3	147.3	23.4	57.9	
5 CAN - Canada	⌚	28.1	18.4	13.4	29.7	47.1	88.5	22.1	10.5	22.1	20.9	96.5	28.2	37.69cm
	⌚	121.2	21.1	199.6	58.5	6.6	76.1	38.6	97.7	46.7	19.6	6.6	32.1	
6 GER - Germany	⌚	57.7	5.7	80.3	37.6	50.6	150.6	73.7	10.4	91.6	28.1	66.6	27.5	38.80cm
	⌚	24.4	52.9	40.5	71.1	14.8	115.3	7.2	24.9	21.0	22.0	14.0	31.0	
7 SWE - Sweden	⌚	23.3	23.2	150.8	43.8	65.7	24.6	51.5	45.0	199.6	1.8	17.3	36.7	42.09cm
	⌚	109.1	47.4	48.5	25.5	42.7	9.9	51.0	35.0	59.6	45.6	39.6	79.2	
8 USA - United States	⌚	3.7	128.8	39.5	49.0	46.4	63.1	117.7	39.3	41.0	8.7	96.9	37.1	44.46cm
	⌚	69.3	21.2	43.3	36.3	0.4	46.9	152.8	11.9	20.0	19.3	199.6	38.3	
9 DEN - Denmark	⌚	41.4	38.3	47.6	19.2	20.1	20.0	98.2	48.1	79.1	98.0	41.6	77.8	44.69cm
	⌚	35.7	26.6	32.6	99.3	50.4	33.3	67.4	81.0	25.2	81.7	2.6	15.4	
10 ITA - Italy	⌚	49.2	18.4	15.5	140.5	35.2	194.0	50.0	60.7	135.0	168.8	39.9	10.6	53.78cm
	⌚	89.7	89.4	45.5	52.7	69.3	48.8	33.8	28.6	46.7	61.7	43.8	18.1	
11 JPN - Japan	⌚	102.8	5.4	25.0	40.2	26.4	32.3	24.5	22.3	62.8	69.3	163.3	199.6	56.84cm
	⌚	36.7	25.8	106.8	43.9	77.2	1.3	199.6	2.9	43.3	17.7	121.0	199.6	
12 TUR - Turkey	⌚	75.9	62.4	58.9	86.2	33.1	10.3	19.6	36.1	175.7	7.4	152.2	120.6	62.97cm
	⌚	144.7	73.4	8.9	8.2	166.2	76.1	28.2	20.4	199.6	33.1	44.0	119.5	
13 SCO - Scotland	⌚	38.0	22.4	199.6	199.6	199.6	199.6	199.6	199.6	199.6	199.6	199.6	199.6	172.30cm
	⌚	16.6	120.8	199.6	199.6	199.6	199.6	199.6	199.6	199.6	199.6	199.6	199.6	

Note:
 The Draw Shot Challenge (DSC) is the average distance of all the individual Last Stone Draws (LSD), which were delivered by a team during the round robin. The two least favourable results will be eliminated before calculating the average distance. The team with the lesser DSC receives the higher ranking. If the DSCs are equal then the team with the best non-equal counting LSD receives the higher ranking. In the case where all counting LSDs are equal, the team ranked higher in the official WCF World Rankings is ranked higher.

Legend:
 ⌚ Clockwise ⌚ Counter-clockwise **DSC** Draw Shot Challenge

After Round Robin
Shot Success Percentage by Position

Fourth	Game >	1	2	3	4	5	6	7	8	9	10	11	12	Avg.
1 PAETZ Alina	SUI	100	83	96	93	88	96	98	70	89	94	88	80	88.8
2 HASSELBORG Anna	SWE	94	81	78	88		83	95	71	76	82	76	88	82.6
3 EINARSON Kerri	CAN	96	63	100	73	64	88	74		88	76	92	92	81.4
4 CHRISTENSEN Cory	USA	89	66	74	69	89	88	88	75	66	85		89	79.4
5 KIM EunJung	KOR	82	84	78	71		82	79	65	57	84		94	77.7
6 JENTSCH Daniela	GER	75	58	79	86	71	81		81	84	76	79	71	76.6
7 SKASLIEN Kristin	NOR	74	85	79	75	68	78	88		84	66	75	63	75.7
8 KITAZAWA Ikue	JPN	81	88	76		63	63	76	90	60	86	79		75.4
9 DUPONT Madeleine	DEN	70	69		74	72	74	74	60	72	81	78	81	73.5
10 BAUDYSOVA Alzbeta	CZE	62	75	84	70	75	68	58	72	68	71	81	76	72.1
11 CONSTANTINI Stefania	ITA	40	67	67	85	73	88	72	66	64		76	85	71.8
12 YILDIZ Dilsat	TUR	74	73	57	79	73	64	55	60	52	89		75	69.0

Third	Game >	1	2	3	4	5	6	7	8	9	10	11	12	Avg.
1 McMANUS Sara	SWE	96	86	88	100		94	91	85	90	90	84	83	89.4
2 TIRINZONI Silvana	SUI	77	85	92	92	81	86	100	80	88	85	92	90	87.0
3 SWEETING Val	CAN	85	65	79	69	94	92	93		97	73	98	99	85.9
4 KIM KyeongAe	KOR	76	91	92	85		99	83	78	86	78		94	85.6
5 NAKAJIMA Seina	JPN	92	86	80		86	68		77					82.0
6 ROERVIK Marianne	NOR	89	78	74	83	81	83	82		100	76	67	71	80.4
7 HALSE Mathilde	DEN	65	75		83	66	91	(2)83	(2)71	(2)80	83	83	79	78.2
8 POLAT Oznur	TUR	79	75	82	83	73	82	69	80	77	84		77	78.1
9 LO DESERTO Marta	ITA	56	73	80	86	75	71	72	84	88		65	99	77.9
10 ANDERSON Sarah	USA	89	83	73	61	72	96	69	74	72	(2)76		(2)89	77.8
11 VINSOVA Petra	CZE	64	79	80	61	59	80	64	89	83	79	78	82	75.2
12 ABBES Emira	GER	78	67	68	80	69	75		73	84	75	89	68	74.8
AITKEN Gina	SCO	(4)35	(4)69											56.3

Second	Game >	1	2	3	4	5	6	7	8	9	10	11	12	Avg.
1 NEUENSCHWANDER E	SUI		95	96	88	90	89	95	90	90	90	(3)100	(3)91	91.3
2 PERSINGER Vicky	USA	91	83	86	75	93	86	88	85	88	(3)83		(3)86	85.5
3 HASLEV NORDBYE Mille	NOR	80	83	89	79	75	93	89		88	93	86	85	85.1
4 BIRCHARD Shannon	CAN	90	73	82	83	97	85	76		97	78	91	78	84.1
5 KNOCHENHAUER Agnes	SWE	88	86	83	98		97	89	64	87	75		78	83.9
6 DUPONT Denise	DEN	80	94		78	91	91	(3)76	(3)70	(3)77	84	81	85	82.9
7 KIM ChoHi	KOR	83	83	85	88		86	74	81	88	73		94	82.8
8 ROMEI Angela	ITA	71	83	78	82	81	90	76	82	93		80	78	81.7
9 SUZUKI Minori	JPN	81	81	(1)93			68	75	(1)89	72	94	(3)74		80.7
10 BAUDYSOVA Michaela	CZE	69	71	89	68	84	78	94	71	75	79	72	69	76.9
11 HOEHNE Mia	GER	85	75	69	75	74	84		74	79	68	81	60	74.6
12 SENGUL Berfin	TUR	72	75	50	72	74	56				66		78	69.1
SINCLAIR Sophie	SCO	(3)76	(3)83											80.7

After Round Robin
Shot Success Percentage by Position

Lead	Game >	1	2	3	4	5	6	7	8	9	10	11	12	Avg.
1 MABERGS Sofia	SWE	97	88	90	93		92	80	98	93	81	96	82	89.9
2 ANDERSON Taylor	USA	86	94	86	93	90	86	84	90	92	88		92	89.3
3 ROENNING Martine	NOR	89	85	81	86	96	91	88		94	84	91	92	88.6
4 MEILLEUR Briane	CAN	83	83	86	79	88	92	96		84	91	89	96	88.4
5 LARSEN My	DEN	93	92		82	89	81	89	88	95	88	89	89	88.2
6 KIM SeonYeong	KOR	94	91	92	89		88	84	96	68	88		90	88.0
7 BARBEZAT Melanie	SUI	83	80	77	86	85	95	88	85	92	93	98	80	87.0
8 ZAPPONE Veronica	ITA	63	92	78	90	91	79	81	88	92		75		83.8
9 SVATONOVA Klara	CZE	83	89	85	93	79	80	94	78	75	76	92	85	83.6
10 ISHIGOOKA Hasumi	JPN	64	87			93	75	84		88	88	75		81.1
11 JENTSCH Analena	GER	76	77	93	79	86	86		80	75	66	86	83	80.9
12 GOZUTOK Ayse	TUR	86	76	79	69	88	85	91	77	75				80.6
JACKSON Sophie	SCO	76	82											79.7

Alternate	Game >	1	2	3	4	5	6	7	8	9	10	11	12	Avg.
LANDER Jasmin	DEN									(2)92				91.7
ZARDINI LACEDELLI	ITA						(1)96						(1)89	90.6
HOWALD Carole	SUI	(2)88			(2)100	(2)100		(2)92		(1)75		(2)77	(2)89	86.7
MATSUMURA Chiaki	JPN			(2)85		(2)90		(3)86	(2)77	(3)76	(3)88			84.2
HELDIN Johanna	SWE				(1)94							(2)79		81.3
KIM YeongMi	KOR					(1)100							(1)69	79.2
POLAT Mihriban	TUR			(2)50				(2)61	(2)84	(2)79	(1)86		(1)84	78.3
MULLANEY Sydney	USA									(2)71				70.8
MESLOE Eirin	NOR												(2)56	56.3

Team	Game >	1	2	3	4	5	6	7	8	9	10	11	12	Avg.
1 SUI - Switzerland		87	86	90	90	87	91	95	81	88	91	90	86	88.3
2 SWE - Sweden		94	85	85	95		92	89	79	87	82	84	83	86.4
3 CAN - Canada		89	71	87	76	86	89	85		91	80	92	91	85.0
4 KOR - Korea		84	87	87	83		89	80	81	75	81		91	83.5
5 USA - United States		89	82	80	75	86	89	82	81	78	83		89	82.9
6 NOR - Norway		83	83	81	81	80	86	86		92	80	80	74	82.2
7 DEN - Denmark		77	83		79	79	84	80	72	83	84	83	83	80.9
8 JPN - Japan		79	85	84		83	68	80	83	74	89	76		80.2
9 ITA - Italy		57	79	76	85	80	82	77	80	84		74	88	79.0
10 CZE - Czech Republic		69	79	84	73	74	76	77	77	75	76	81	78	77.0
11 GER - Germany		79	69	77	80	75	82		77	80	71	84	70	76.7
12 TUR - Turkey		78	75	67	76	77	72	69	76	71	81		79	74.8
SCO - Scotland		66	79											74.2

Note:

"(n)" denotes a position different from original line-up position: (4) - Fourth, (3) - Third, (2) - Second, (1) - Lead

To be eligible to be ranked, a player must have played in the original position for more than half of the number of games that the team played.

Legend:
Avg. Average

After Round Robin

Scoring Analysis

Team	Games	LSFE	Stolen Ends	Last Stone Eff.	Force Eff.	Points Scored							Total	Plus / Minus	
						0	1	2	3	4	>4				
SUI	For	6	18	66%	76%	4	18	28	5	3	1	106	+54		
	Against	6	4			4	28	6	4	0	0	52			
SWE	For	6	18	49%	66%	11	23	18	5	1	0	78	+27		
	Against	6	8			7	26	8	3	0	0	51			
CAN	For	6	12	56%	72%	1	17	19	10	0	0	85	+24		
	Against	6	7			3	31	7	4	1	0	61			
KOR	For	9	11	36%	61%	10	28	11	5	2	0	73	+18		
	Against	3	7			2	24	11	3	0	0	55			
USA	For	7	13	36%	38%	7	23	13	7	3	0	82	+14		
	Against	4	14			6	22	18	2	1	0	68			
GER	For	7	17	24%	39%	6	30	14	3	0	0	67	-6		
	Against	5	15			4	24	18	3	1	0	73			
DEN	For	7	9	38%	45%	5	20	15	5	2	0	73	-8		
	Against	5	19			5	29	15	2	4	0	81			
NOR	For	7	14	30%	46%	11	25	11	6	0	0	65	-12		
	Against	5	15			6	21	14	4	4	0	77			
ITA	For	6	8	23%	37%	9	23	9	2	1	1	56	-18		
	Against	6	12			14	17	18	7	0	0	74			
CZE	For	6	6	23%	34%	7	27	11	2	0	0	55	-36		
	Against	6	14			13	20	18	10	0	1	91			
TUR	For	5	6	30%	25%	3	24	11	2	1	0	56	-41		
	Against	7	15			7	18	22	9	2	0	97			
JPN	DNF	12	For	4	12	35%	60%	4	24	14	1	1	0	59	-4
		Against	8	9			7	22	12	4	0	1	63		
SCO	DNF	12	For	1	0	33%	20%	1	1	0	3	0	0	10	-12
		Against	10	5			1	1	7	1	1	0	22		
Total	78			144			79	283	174	56	14	2	865		

Note:

Stolen ends are the ends won without the last stone advantage.

Last Stone Efficiency: Scoring two or more points with last stone advantage.

Force Efficiency: Forcing the opponent team to score only one point when they have the last stone advantage.

Legend:
>4 More than four points scored

DNF Did Not Finish

Eff. Efficiency

LSFE Last Stone First End

After Round Robin

Summary of Big Ends

Points Scored	By	Against	Session	End	Game Result
5	ITA - Italy	CZE - Czech Republic	19	8	7 : 3
5	SUI - Switzerland	JPN - Japan	18	3	11 : 3
4	SUI - Switzerland	DEN - Denmark	15	5	7 : 3
4	SUI - Switzerland	CAN - Canada	5	6	11 : 3
4	SUI - Switzerland	SCO - Scotland	2	5	12 : 1
4	USA - United States	DEN - Denmark	20	4	9 : 5
4	USA - United States	TUR - Turkey	12	8	12 : 5
4	USA - United States	NOR - Norway	8	9	12 : 4
4	DEN - Denmark	NOR - Norway	18	8	11 : 4
4	DEN - Denmark	GER - Germany	2	1	11 : 8
4	KOR - Korea	TUR - Turkey	20	6	10 : 2
4	KOR - Korea	USA - United States	7	9	11 : 4
4	ITA - Italy	NOR - Norway	6	7	8 : 4
4	JPN - Japan	NOR - Norway	16	10	9 : 5
4	SWE - Sweden	DEN - Denmark	4	9	9 : 4
4	TUR - Turkey	DEN - Denmark	9	5	10 : 11

Note:
Big ends are defined as ends with a score of four or more points.

After Round Robin

Time-out Statistics

Team	Games	Number of Time-outs	Average Shot Success on Next Stone	
SUI - Switzerland	12	4	87%	
TUR - Turkey	12	8	84%	
NOR - Norway	12	4	81%	
USA - United States	12	11	77%	
CAN - Canada	12	6	75%	
GER - Germany	12	5	75%	
SWE - Sweden	12	8	75%	
ITA - Italy	12	11	70%	
DEN - Denmark	12	4	68%	
KOR - Korea	12	7	67%	
CZE - Czech Republic	12	11	52%	
JPN - Japan	DNF	12	3	83%
SCO - Scotland	DNF	12	1	25%
Total	78	83	72%	

Legend:
DNF Did Not Finish

FRI 25 MAR 2022
 Start Time 19:00

Round Robin Session 20

Session Results and Standings

Sheet	Game	Team	LSFE	1	2	3	4	5	6	7	8	9	10	Extra Ends	Total
A	12	GER - Germany	*	1	0	1	1	0	1	1	0	1	0		6
	12	SUI - Switzerland		0	2	0	0	2	0	0	2	0	1		7
B	12	USA - United States	*	0	2	0	4	1	0	0	0	2	X		9
	12	DEN - Denmark		0	0	2	0	0	1	1	1	0	X		5
C	12	TUR - Turkey		0	0	0	0	1	0	1	0	X	X		2
	12	KOR - Korea	*	0	0	2	1	0	4	0	3	X	X		10
D	12	CZE - Czech Republic		0	0	2	0	1	0	2	0	1	X		6
	12	CAN - Canada	*	2	0	0	3	0	2	0	2	0	X		9

Standings after Round Robin

Rank	Team	Games	Wins	Losses			
1	SUI - Switzerland	12	12	0	Q		
2	KOR - Korea	12	9	3	Q	w1	DSC 37.42cm
3	CAN - Canada	12	9	3	Q	w1	DSC 37.69cm
4	SWE - Sweden	12	9	3	Q	w1	DSC 42.09cm
5	USA - United States	12	8	4	Q		
6	DEN - Denmark	12	7	5	Q		
7	JPN - Japan	12	6	6	DNF		
8	NOR - Norway	12	5	7		w1	
9	GER - Germany	12	5	7		w0	
10	ITA - Italy	12	4	8			
11	TUR - Turkey	12	2	10		w1	
12	CZE - Czech Republic	12	2	10		w0	
13	SCO - Scotland	12	0	12		DNF	

Attendance

Session: 2'131 Total: 26'625

Legend:		
DNF Did Not Finish	DSC Draw Shot Challenge	LSFE(*) Last Stone First End
Q Qualified for the play-offs	wn Number of wins (n) against tied teams	X Unplayed/unfinished end due to concession

FRI 25 MAR 2022
 Start Time 14:00

Round Robin Session 19

Session Results and Standings

Sheet	Game	Team	LSFE	1	2	3	4	5	6	7	8	9	10	Extra Ends	Total
A	11	KOR - Korea	*												W
	12	JPN - Japan													L
B	11	TUR - Turkey	*												W
	12	SCO - Scotland													L
C	12	ITA - Italy	*	0	0	0	1	1	0	0	5	0	X		7
	11	CZE - Czech Republic		0	0	0	0	0	0	2	0	1	X		3
D	12	SWE - Sweden		0	0	1	2	0	0	2	1	0	X		6
	12	NOR - Norway	*	0	0	0	0	1	1	0	0	1	X		3

Current Standings

Rank	Team	Games	Wins	Losses	
1	SUI - Switzerland	11	11	0	Q
2	SWE - Sweden	12	9	3	Q
3	CAN - Canada	11	8	3	Q
3	KOR - Korea	11	8	3	Q
5	DEN - Denmark	11	7	4	Q
5	USA - United States	11	7	4	Q
7	JPN - Japan	12	6	6	DNF
8	GER - Germany	11	5	6	
9	NOR - Norway	12	5	7	
10	ITA - Italy	12	4	8	
11	CZE - Czech Republic	11	2	9	
11	TUR - Turkey	11	2	9	
13	SCO - Scotland	12	0	12	DNF

Attendance

Session: 1'642 Total: 24'494

Note:
Under WCF rules, tie-breaking rules for standings are not applied until after the last game of the round robin.

Legend:
DNF Did Not Finish **L** Loss **LSFE(*)** Last Stone First End
Q Qualified for the play-offs **W** Win **X** Unplayed/unfinished end due to concession

FRI 25 MAR 2022
 Start Time 9:00

Round Robin Session 18

Session Results and Standings

Sheet	Game	Team	LSFE	1	2	3	4	5	6	7	8	9	10	Extra Ends	Total
A	11	NOR - Norway		0	1	0	1	1	1	0	0	X	X		4
	11	DEN - Denmark	*	3	0	3	0	0	0	1	4	X	X		11
B	11	SUI - Switzerland	*	2	0	5	3	0	1	X	X	X	X		11
	11	JPN - Japan		0	1	0	0	2	0	X	X	X	X		3
C	11	CAN - Canada		1	0	2	0	2	0	2	0	1	X		8
	11	GER - Germany	*	0	1	0	1	0	1	0	2	0	X		5
D	11	SCO - Scotland													L
	11	USA - United States													W

Current Standings

Rank	Team	Games	Wins	Losses	
1	SUI - Switzerland	11	11	0	Q
2	CAN - Canada	11	8	3	Q
2	SWE - Sweden	11	8	3	Q
4	KOR - Korea	10	7	3	Q
5	DEN - Denmark	11	7	4	Q
5	USA - United States	11	7	4	Q
7	JPN - Japan	11	6	5	DNF
8	GER - Germany	11	5	6	
8	NOR - Norway	11	5	6	
10	ITA - Italy	11	3	8	
11	CZE - Czech Republic	10	2	8	
12	TUR - Turkey	10	1	9	
13	SCO - Scotland	11	0	11	DNF

Attendance

Session: 1'728 Total: 22'852

Note:
Under WCF rules, tie-breaking rules for standings are not applied until after the last game of the round robin.

Legend:
 DNF Did Not Finish L Loss LSFE(*) Last Stone First End
 Q Qualified for the play-offs W Win X Unplayed/unfinished end due to concession

 JPN: For further information, see <https://worldcurling.org/2022/03/wwcc2022-japan-forfeit-game/>

 SCO: For further information, see <https://worldcurling.org/2022/03/wwcc2022statement-scotland-withdraw/>

THU 24 MAR 2022
 Start Time 19:00

Round Robin Session 17

Session Results and Standings

Sheet	Game	Team	LSFE	1	2	3	4	5	6	7	8	9	10	Extra Ends	Total
A	10	CZE - Czech Republic	*	0	1	0	1	0	2	0	1	0	X		5
	10	TUR - Turkey		1	0	2	0	2	0	2	0	0	X		7
B	10	CAN - Canada	*	1	0	1	0	2	0	0	3	0	0		7
	10	KOR - Korea		0	3	0	1	0	1	0	0	1	1	1	8
C	10	USA - United States	*	0	2	1	0	0	1	0	0	0	1		5
	11	SWE - Sweden		1	0	0	0	2	0	0	1	0	0		4
D	10	DEN - Denmark		0	2	0	2	0	0	1	0	2	X		7
	11	ITA - Italy	*	2	0	1	0	0	1	0	1	0	X		5

Current Standings

Rank	Team	Games	Wins	Losses	
1	SUI - Switzerland	10	10	0	Q
2	SWE - Sweden	11	8	3	Q
3	CAN - Canada	10	7	3	
3	KOR - Korea	10	7	3	
5	DEN - Denmark	10	6	4	
5	JPN - Japan	10	6	4	
5	USA - United States	10	6	4	
8	GER - Germany	10	5	5	
8	NOR - Norway	10	5	5	
10	ITA - Italy	11	3	8	
11	CZE - Czech Republic	10	2	8	
12	TUR - Turkey	10	1	9	
13	SCO - Scotland	10	0	10	DNF

Attendance

Session: 1'734 Total: 21'124

Note:
Under WCF rules, tie-breaking rules for standings are not applied until after the last game of the round robin.

Legend:
DNF Did Not Finish **LSFE(*)** Last Stone First End **Q** Qualified for the play-offs
X Unplayed/unfinished end due to concession

THU 24 MAR 2022
 Start Time 14:00

Round Robin Session 16

Session Results and Standings

Sheet	Game	Team	LSFE	1	2	3	4	5	6	7	8	9	10	Extra Ends	Total
A	10	ITA - Italy	*												W
	10	SCO - Scotland													L
B	10	GER - Germany		0	0	0	2	0	0	1	0	2	0		5
	10	SWE - Sweden	*	0	2	1	0	0	1	0	1	0	1		6
C	10	JPN - Japan		0	0	0	1	1	0	2	1	0	4		9
	10	NOR - Norway	*	0	3	0	0	0	1	0	0	1	0		5
D	9	KOR - Korea	*	0	0	1	0	2	0	1	0	1	X		5
	10	SUI - Switzerland		2	1	0	1	0	2	0	2	0	X		8

Current Standings

Rank	Team	Games	Wins	Losses	
1	SUI - Switzerland	10	10	0	Q
2	SWE - Sweden	10	8	2	Q
3	CAN - Canada	9	7	2	
4	KOR - Korea	9	6	3	
5	JPN - Japan	10	6	4	
6	DEN - Denmark	9	5	4	
6	USA - United States	9	5	4	
8	GER - Germany	10	5	5	
8	NOR - Norway	10	5	5	
10	ITA - Italy	10	3	7	
11	CZE - Czech Republic	9	2	7	
12	TUR - Turkey	9	0	9	
13	SCO - Scotland	10	0	10	DNF

Attendance

Session: 1'091 Total: 19'390

Note:
Under WCF rules, tie-breaking rules for standings are not applied until after the last game of the round robin.

Legend:
DNF Did Not Finish **L** Loss **LSFE(*)** Last Stone First End
Q Qualified for the play-offs **W** Win **X** Unplayed/unfinished end due to concession

THU 24 MAR 2022
 Start Time 9:00

Round Robin Session 15

Session Results and Standings

Sheet	Game	Team	LSFE	1	2	3	4	5	6	7	8	9	10	Extra Ends	Total
A	9	USA - United States	*	0	0	0	1	0	1	0	1	X	X		3
	9	CAN - Canada		1	2	1	0	3	0	2	0	X	X		9
B	9	NOR - Norway	*	0	1	0	1	0	0	1	2	2	X		7
	9	CZE - Czech Republic		0	0	1	0	0	0	0	0	0	X		1
C	9	DEN - Denmark	*	0	0	0	1	0	0	2	0	X	X		3
	9	SUI - Switzerland		0	1	1	0	4	1	0	0	X	X		7
D	9	TUR - Turkey		0	0	0	0	0	0	1	X	X	X		1
	9	GER - Germany	*	0	1	2	1	3	1	0	X	X	X		8

Current Standings

Rank	Team	Games	Wins	Losses	
1	SUI - Switzerland	9	9	0	Q
2	CAN - Canada	9	7	2	
2	SWE - Sweden	9	7	2	
4	KOR - Korea	8	6	2	
5	DEN - Denmark	9	5	4	
5	GER - Germany	9	5	4	
5	JPN - Japan	9	5	4	
5	NOR - Norway	9	5	4	
5	USA - United States	9	5	4	
10	CZE - Czech Republic	9	2	7	
10	ITA - Italy	9	2	7	
12	SCO - Scotland	9	0	9	DNF
12	TUR - Turkey	9	0	9	

Attendance

Session: 1'446 Total: 18'299

Note:
Under WCF rules, tie-breaking rules for standings are not applied until after the last game of the round robin.

Legend:
DNF Did Not Finish **LSFE(*)** Last Stone First End **Q** Qualified for the play-offs
X Unplayed/unfinished end due to concession

WED 23 MAR 2022
 Start Time 19:00

Round Robin Session 14

Session Results and Standings

Sheet	Game	Team	LSFE	1	2	3	4	5	6	7	8	9	10	Extra Ends	Total
A	9	SWE - Sweden		0	0	2	0	1	1	1	0	2	X		7
	8	KOR - Korea	*	0	1	0	1	0	0	0	1	0	X		3
B	9	ITA - Italy		0	0	1	0	2	0	2	2	0	0	2	9
	8	TUR - Turkey	*	0	2	0	1	0	0	0	0	3	1	0	7
C	9	SCO - Scotland													L
	8	CAN - Canada	*												W
D	8	CZE - Czech Republic	*	0	1	0	1	0	1	0	2	2	X		7
	9	JPN - Japan		0	0	1	0	1	0	1	0	0	X		3

Current Standings

Rank	Team	Games	Wins	Losses	
1	SUI - Switzerland	8	8	0	
2	SWE - Sweden	9	7	2	
3	CAN - Canada	8	6	2	
3	KOR - Korea	8	6	2	
5	DEN - Denmark	8	5	3	
5	USA - United States	8	5	3	
7	JPN - Japan	9	5	4	
8	GER - Germany	8	4	4	
8	NOR - Norway	8	4	4	
10	CZE - Czech Republic	8	2	6	
11	ITA - Italy	9	2	7	
12	TUR - Turkey	8	0	8	
13	SCO - Scotland	9	0	9	DNF

Attendance

Session: 1'363 Total: 16'853

Note:
Under WCF rules, tie-breaking rules for standings are not applied until after the last game of the round robin.

Legend:
DNF Did Not Finish **L** Loss **LSFE(*)** Last Stone First End
W Win **X** Unplayed/unfinished end due to concession

WED 23 MAR 2022
 Start Time 14:00

Round Robin Session 13

Session Results and Standings

Sheet	Game	Team	LSFE	1	2	3	4	5	6	7	8	9	10	Extra Ends	Total
A	8	JPN - Japan	*	0	2	1	1	2	0	2	X	X	X		8
	8	DEN - Denmark		0	0	0	0	0	1	0	X	X	X		1
B	8	SUI - Switzerland	*	2	0	0	2	0	0	2	2	0	0		8
	8	USA - United States		0	0	3	0	1	2	0	0	1	0		7
C	8	GER - Germany	*	0	0	0	3	0	1	0	2	0	1		7
	8	ITA - Italy		0	0	2	0	0	0	2	0	1	0		5
D	8	NOR - Norway	*												W
	8	SCO - Scotland													L

Current Standings

Rank	Team	Games	Wins	Losses	
1	SUI - Switzerland	8	8	0	
2	KOR - Korea	7	6	1	
3	SWE - Sweden	8	6	2	
4	CAN - Canada	7	5	2	
5	DEN - Denmark	8	5	3	
5	JPN - Japan	8	5	3	
5	USA - United States	8	5	3	
8	GER - Germany	8	4	4	
8	NOR - Norway	8	4	4	
10	CZE - Czech Republic	7	1	6	
11	ITA - Italy	8	1	7	
12	TUR - Turkey	7	0	7	
13	SCO - Scotland	8	0	8	DNF

Attendance

Session: 1'090 Total: 15'490

Note:
Under WCF rules, tie-breaking rules for standings are not applied until after the last game of the round robin.

Legend:
DNF Did Not Finish **L** Loss **LSFE(*)** Last Stone First End
W Win **X** Unplayed/unfinished end due to concession

WED 23 MAR 2022
 Start Time 9:00

Round Robin Session 12

Session Results and Standings

Sheet	Game	Team	LSFE	1	2	3	4	5	6	7	8	9	10	Extra Ends	Total
A	7	SUI - Switzerland		1	0	3	0	2	2	0	2	X	X		10
	7	CZE - Czech Republic	*	0	1	0	1	0	0	1	0	X	X		3
B	7	KOR - Korea	*	2	0	0	0	2	0	1	0	2	0	0	7
	7	DEN - Denmark		0	2	0	2	0	1	0	1	0	1	1	8
C	7	USA - United States		0	3	0	0	2	0	3	4	X	X		12
	7	TUR - Turkey	*	1	0	1	1	0	2	0	0	X	X		5
D	7	CAN - Canada	*	3	1	1	0	3	0	0	1	0	1		10
	8	SWE - Sweden		0	0	0	2	0	3	1	0	2	0		8

Current Standings

Rank	Team	Games	Wins	Losses
1	SUI - Switzerland	7	7	0
2	KOR - Korea	7	6	1
3	SWE - Sweden	8	6	2
4	CAN - Canada	7	5	2
4	DEN - Denmark	7	5	2
4	USA - United States	7	5	2
7	JPN - Japan	7	4	3
8	GER - Germany	7	3	4
8	NOR - Norway	7	3	4
10	CZE - Czech Republic	7	1	6
10	ITA - Italy	7	1	6
12	SCO - Scotland	7	0	7
12	TUR - Turkey	7	0	7

Attendance

Session: 1'494 Total: 14'400

Note:
Under WCF rules, tie-breaking rules for standings are not applied until after the last game of the round robin.

Legend:
DNF Did Not Finish **LSFE(*)** Last Stone First End **X** Unplayed/unfinished end due to concession

TUE 22 MAR 2022
 Start Time 19:00

Round Robin Session 11

Session Results and Standings

Sheet	Game	Team	LSFE	1	2	3	4	5	6	7	8	9	10	Extra Ends	Total
A	6	TUR - Turkey		0	0	2	1	0	2	0	0	0	X		5
	7	NOR - Norway	*	3	1	0	0	2	0	2	1	1	X		10
B	7	SCO - Scotland													L
	7	GER - Germany	*												W
C	7	SWE - Sweden	*	0	0	2	0	1	0	2	2	0	1		8
	7	JPN - Japan		0	0	0	1	0	1	0	0	2	0		4
D	7	ITA - Italy		0	0	1	0	0	1	1	0	1	X		4
	6	KOR - Korea	*	0	1	0	1	2	0	0	3	0	X		7

Current Standings

Rank	Team	Games	Wins	Losses	
1	KOR - Korea	6	6	0	
1	SUI - Switzerland	6	6	0	
3	SWE - Sweden	7	6	1	
4	CAN - Canada	6	4	2	
4	DEN - Denmark	6	4	2	
4	USA - United States	6	4	2	
7	JPN - Japan	7	4	3	
8	GER - Germany	7	3	4	
8	NOR - Norway	7	3	4	
10	CZE - Czech Republic	6	1	5	
11	ITA - Italy	7	1	6	
12	TUR - Turkey	6	0	6	
13	SCO - Scotland	7	0	7	DNF

Attendance

Session: 1'010 Total: 12'906

Note:
Under WCF rules, tie-breaking rules for standings are not applied until after the last game of the round robin.

Legend:
DNF Did Not Finish **L** Loss **LSFE(*)** Last Stone First End
W Win **X** Unplayed/unfinished end due to concession

TUE 22 MAR 2022
 Start Time 14:00

Round Robin Session 10

Session Results and Standings

Sheet	Game	Team	LSFE	1	2	3	4	5	6	7	8	9	10	Extra Ends	Total
A	6	GER - Germany		0	2	0	1	0	0	2	0	1	1		7
	6	USA - United States	*	1	0	3	0	0	2	0	2	0	0		8
B	6	JPN - Japan	*	1	0	1	0	1	0	1	0	0	X		4
	6	CAN - Canada		0	2	0	2	0	1	0	3	2	X		10
C	6	DEN - Denmark	*	0	0	2	0	0	0	1	0	3	0	2	8
	6	CZE - Czech Republic		0	1	0	2	0	1	0	1	0	1	0	6
D	6	NOR - Norway		0	1	0	3	0	0	0	1	0	X		5
	6	SUI - Switzerland	*	1	0	2	0	2	0	1	0	2	X		8

Current Standings

Rank	Team	Games	Wins	Losses	
1	SUI - Switzerland	6	6	0	
2	KOR - Korea	5	5	0	
3	SWE - Sweden	6	5	1	
4	CAN - Canada	6	4	2	
4	DEN - Denmark	6	4	2	
4	JPN - Japan	6	4	2	
4	USA - United States	6	4	2	
8	GER - Germany	6	2	4	
8	NOR - Norway	6	2	4	
10	CZE - Czech Republic	6	1	5	
10	ITA - Italy	6	1	5	
12	TUR - Turkey	5	0	5	
13	SCO - Scotland	6	0	6	DNF

Attendance

Session: 1'257 Total: 11'896

Note:
Under WCF rules, tie-breaking rules for standings are not applied until after the last game of the round robin.

Legend:
DNF Did Not Finish **LSFE(*)** Last Stone First End **X** Unplayed/unfinished end due to concession

TUE 22 MAR 2022
 Start Time 9:00

Round Robin Session 9

Session Results and Standings

Sheet	Game	Team	LSFE	1	2	3	4	5	6	7	8	9	10	Extra Ends	Total
B	6	SWE - Sweden	*	0	0	2	0	1	0	0	2	1	X		6
	6	ITA - Italy		0	1	0	0	0	1	0	0	0	X		2
C	5	KOR - Korea	*												W
	6	SCO - Scotland													L
D	5	DEN - Denmark	*	2	0	3	1	0	0	2	0	2	0	1	11
	5	TUR - Turkey		0	1	0	0	4	1	0	2	0	2	0	10

Current Standings

Rank	Team	Games	Wins	Losses	
1	KOR - Korea	5	5	0	
1	SUI - Switzerland	5	5	0	
3	SWE - Sweden	6	5	1	
4	JPN - Japan	5	4	1	
5	CAN - Canada	5	3	2	
5	DEN - Denmark	5	3	2	
5	USA - United States	5	3	2	
8	GER - Germany	5	2	3	
8	NOR - Norway	5	2	3	
10	CZE - Czech Republic	5	1	4	
11	ITA - Italy	6	1	5	
12	TUR - Turkey	5	0	5	
13	SCO - Scotland	6	0	6	DNF

Attendance

Session: 885 Total: 10'639

Note:
Under WCF rules, tie-breaking rules for standings are not applied until after the last game of the round robin.

Legend:
DNF Did Not Finish **L** Loss **LSFE(*)** Last Stone First End
W Win **X** Unplayed/unfinished end due to concession

MON 21 MAR 2022
 Start Time 19:00

Round Robin Session 8

Session Results and Standings

Sheet	Game	Team	LSFE	1	2	3	4	5	6	7	8	9	10	Extra Ends	Total
A	5	SCO - Scotland													L
	5	SWE - Sweden	*												W
B	5	NOR - Norway		0	0	0	0	2	0	2	0	0	X		4
	5	USA - United States	*	1	0	1	2	0	1	0	3	4	X		12
C	5	SUI - Switzerland		0	2	0	0	2	0	0	3	0	1		8
	5	ITA - Italy	*	1	0	1	0	0	0	1	0	3	0		6
D	5	GER - Germany	*	0	1	0	0	0	0	2	1	2	1		7
	5	JPN - Japan		0	0	2	0	2	1	0	0	0	0		5

Current Standings

Rank	Team	Games	Wins	Losses	
1	SUI - Switzerland	5	5	0	
2	KOR - Korea	4	4	0	
3	JPN - Japan	5	4	1	
3	SWE - Sweden	5	4	1	
5	CAN - Canada	5	3	2	
5	USA - United States	5	3	2	
7	DEN - Denmark	4	2	2	
8	GER - Germany	5	2	3	
8	NOR - Norway	5	2	3	
10	CZE - Czech Republic	5	1	4	
10	ITA - Italy	5	1	4	
12	TUR - Turkey	4	0	4	
13	SCO - Scotland	5	0	5	DNF

Attendance

Session: 941 Total: 9'754

Note:
Under WCF rules, tie-breaking rules for standings are not applied until after the last game of the round robin.

Legend:
DNF Did Not Finish **L** Loss **LSFE(*)** Last Stone First End
W Win **X** Unplayed/unfinished end due to concession

MON 21 MAR 2022
 Start Time 14:00

Round Robin Session 7

Session Results and Standings

Sheet	Game	Team	LSFE	1	2	3	4	5	6	7	8	9	10	Extra Ends	Total
A	5	CZE - Czech Republic	*	1	0	0	1	1	1	0	0	0	X		4
	4	GER - Germany		0	0	2	0	0	0	1	1	2	X		6
B	4	TUR - Turkey		0	0	1	0	1	0	0	1	0	X		3
	4	SUI - Switzerland	*	2	1	0	1	0	0	2	0	2	X		8
C	5	CAN - Canada	*	1	0	0	1	0	3	2	0	1	X		8
	4	DEN - Denmark		0	0	1	0	2	0	0	1	0	X		4
D	4	USA - United States	*	0	2	0	1	0	0	1	0	0	X		4
	4	KOR - Korea		0	0	2	0	3	1	0	1	4	X		11

Current Standings

Rank	Team	Games	Wins	Losses	
1	JPN - Japan	4	4	0	
1	KOR - Korea	4	4	0	
1	SUI - Switzerland	4	4	0	
4	SWE - Sweden	4	3	1	
5	CAN - Canada	5	3	2	
6	DEN - Denmark	4	2	2	
6	NOR - Norway	4	2	2	
6	USA - United States	4	2	2	
9	GER - Germany	4	1	3	
9	ITA - Italy	4	1	3	
11	CZE - Czech Republic	5	1	4	
12	SCO - Scotland	4	0	4	DNF
12	TUR - Turkey	4	0	4	

Attendance

Session: 1'106 Total: 8'813

Note:
Under WCF rules, tie-breaking rules for standings are not applied until after the last game of the round robin.

Legend:
DNF Did Not Finish **LSFE(*)** Last Stone First End **X** Unplayed/unfinished end due to concession

MON 21 MAR 2022
 Start Time 9:00

Round Robin Session 6

Session Results and Standings

Sheet	Game	Team	LSFE	1	2	3	4	5	6	7	8	9	10	Extra Ends	Total
A	4	ITA - Italy		0	0	0	0	3	0	4	0	1	X		8
	4	NOR - Norway	*	0	0	0	3	0	0	0	1	0	X		4
B	4	CZE - Czech Republic		0	0	0	1	0	0	0	X	X	X		1
	4	SWE - Sweden	*	0	3	3	0	1	0	1	X	X	X		8
C	4	JPN - Japan	*												W
	4	SCO - Scotland													L

Current Standings

Rank	Team	Games	Wins	Losses	
1	JPN - Japan	4	4	0	
2	KOR - Korea	3	3	0	
2	SUI - Switzerland	3	3	0	
4	SWE - Sweden	4	3	1	
5	DEN - Denmark	3	2	1	
5	USA - United States	3	2	1	
7	CAN - Canada	4	2	2	
7	NOR - Norway	4	2	2	
9	CZE - Czech Republic	4	1	3	
9	ITA - Italy	4	1	3	
11	GER - Germany	3	0	3	
11	TUR - Turkey	3	0	3	
13	SCO - Scotland	4	0	4	DNF

Attendance

Session: 867 Total: 7'707

Note:
Under WCF rules, tie-breaking rules for standings are not applied until after the last game of the round robin.

Legend:
DNF Did Not Finish **L** Loss **LSFE(*)** Last Stone First End
W Win **X** Unplayed/unfinished end due to concession

SUN 20 MAR 2022
 Start Time 19:00

Round Robin Session 5

Session Results and Standings

Sheet	Game	Team	LSFE	1	2	3	4	5	6	7	8	9	10	Extra Ends	Total
A	3	JPN - Japan		0	0	2	0	1	1	0	0	2	1		7
	3	USA - United States	*	0	1	0	1	0	0	3	1	0	0		6
B	3	DEN - Denmark	*												W
	3	SCO - Scotland													L
C	3	NOR - Norway	*	2	0	3	0	0	2	0	1	1	2		11
	3	GER - Germany		0	1	0	1	2	0	2	0	0	0		6
D	3	SUI - Switzerland	*	3	0	3	0	1	4	X	X	X	X		11
	4	CAN - Canada		0	2	0	1	0	0	X	X	X	X		3

Current Standings

Rank	Team	Games	Wins	Losses	
1	JPN - Japan	3	3	0	
1	KOR - Korea	3	3	0	
1	SUI - Switzerland	3	3	0	
4	DEN - Denmark	3	2	1	
4	NOR - Norway	3	2	1	
4	SWE - Sweden	3	2	1	
4	USA - United States	3	2	1	
8	CAN - Canada	4	2	2	
9	CZE - Czech Republic	3	1	2	
10	GER - Germany	3	0	3	
10	ITA - Italy	3	0	3	
10	SCO - Scotland	3	0	3	DNF
10	TUR - Turkey	3	0	3	

Attendance

Session: 1'527 Total: 6'840

Note:
Under WCF rules, tie-breaking rules for standings are not applied until after the last game of the round robin.

Legend:
DNF Did Not Finish **L** Loss **LSFE(*)** Last Stone First End
W Win **X** Unplayed/unfinished end due to concession

SUN 20 MAR 2022
 Start Time 14:00

Round Robin Session 4

Session Results and Standings

Sheet	Game	Team	LSFE	1	2	3	4	5	6	7	8	9	10	Extra Ends	Total
A	3	KOR - Korea	*	0	1	0	2	0	1	0	0	3	0	1	8
	3	CZE - Czech Republic		0	0	2	0	1	0	1	0	0	3	0	7
B	2	USA - United States		0	2	0	0	2	1	0	0	1	0	1	7
	3	ITA - Italy	*	0	0	0	2	0	0	2	1	0	1	0	6
C	3	TUR - Turkey	*	1	0	1	0	1	0	1	X	X	X		4
	3	CAN - Canada		0	2	0	3	0	3	0	X	X	X		8
D	3	SWE - Sweden		1	0	1	0	1	2	0	0	4	X		9
	2	DEN - Denmark	*	0	1	0	0	0	0	2	1	0	X		4

Current Standings

Rank	Team	Games	Wins	Losses
1	KOR - Korea	3	3	0
2	JPN - Japan	2	2	0
2	SUI - Switzerland	2	2	0
2	USA - United States	2	2	0
5	CAN - Canada	3	2	1
5	SWE - Sweden	3	2	1
7	DEN - Denmark	2	1	1
7	NOR - Norway	2	1	1
9	CZE - Czech Republic	3	1	2
10	GER - Germany	2	0	2
10	SCO - Scotland	2	0	2
12	ITA - Italy	3	0	3
12	TUR - Turkey	3	0	3

Attendance

Session: 1'351 Total: 5'313

Note:
Under WCF rules, tie-breaking rules for standings are not applied until after the last game of the round robin.

Legend:
LSFE(*) Last Stone First End X Unplayed/unfinished end due to concession

SUN 20 MAR 2022
 Start Time 9:00

Round Robin Session 3

Session Results and Standings

Sheet	Game	Team	LSFE	1	2	3	4	5	6	7	8	9	10	Extra Ends	Total
A	2	SUI - Switzerland	*	1	0	2	1	0	0	1	2	0	1		8
	2	SWE - Sweden		0	1	0	0	1	3	0	0	2	0		7
B	2	GER - Germany	*	0	0	0	1	0	0	1	0	X	X		2
	2	KOR - Korea		1	1	1	0	2	1	0	1	X	X		7
C	2	ITA - Italy		0	0	1	0	1	0	0	0	X	X		2
	2	JPN - Japan	*	0	2	0	1	0	3	2	1	X	X		9
D	2	SCO - Scotland		0	0	0	0	3	0	3	0	3	0		9
	2	CZE - Czech Republic	*	0	2	3	0	0	2	0	1	0	2		10

Current Standings

Rank	Team	Games	Wins	Losses
1	JPN - Japan	2	2	0
1	KOR - Korea	2	2	0
1	SUI - Switzerland	2	2	0
4	DEN - Denmark	1	1	0
4	USA - United States	1	1	0
6	CAN - Canada	2	1	1
6	CZE - Czech Republic	2	1	1
6	NOR - Norway	2	1	1
6	SWE - Sweden	2	1	1
10	GER - Germany	2	0	2
10	ITA - Italy	2	0	2
10	SCO - Scotland	2	0	2
10	TUR - Turkey	2	0	2

Attendance

Session: 1'082 Total: 3'962

Note:
Under WCF rules, tie-breaking rules for standings are not applied until after the last game of the round robin.

Legend:
LSFE(*) Last Stone First End X Unplayed/unfinished end due to concession

SAT 19 MAR 2022
 Start Time 19:00

Round Robin Session 2

Session Results and Standings

Sheet	Game	Team	LSFE	1	2	3	4	5	6	7	8	9	10	Extra Ends	Total
A	1	DEN - Denmark	*	4	0	0	2	1	0	0	0	3	1		11
	1	GER - Germany		0	3	1	0	0	1	2	1	0	0		8
B	2	CAN - Canada	*	0	0	2	0	0	0	1	1	0	X		4
	2	NOR - Norway		2	1	0	0	1	1	0	0	1	X		6
C	1	SCO - Scotland	*	1	0	0	0	0	0	X	X	X	X		1
	1	SUI - Switzerland		0	2	2	2	4	2	X	X	X	X		12
D	1	JPN - Japan		1	0	2	0	0	2	0	0	1	0	1	7
	2	TUR - Turkey	*	0	1	0	1	0	0	2	1	0	1	0	6

Current Standings

Rank	Team	Games	Wins	Losses
1	DEN - Denmark	1	1	0
1	JPN - Japan	1	1	0
1	KOR - Korea	1	1	0
1	SUI - Switzerland	1	1	0
1	SWE - Sweden	1	1	0
1	USA - United States	1	1	0
7	CAN - Canada	2	1	1
7	NOR - Norway	2	1	1
9	CZE - Czech Republic	1	0	1
9	GER - Germany	1	0	1
9	ITA - Italy	1	0	1
9	SCO - Scotland	1	0	1
13	TUR - Turkey	2	0	2

Attendance

Session: 1'465 Total: 2'880

Note:
Under WCF rules, tie-breaking rules for standings are not applied until after the last game of the round robin.

Legend:
LSFE(*) Last Stone First End X Unplayed/unfinished end due to concession

SAT 19 MAR 2022
 Start Time 14:00

Round Robin Session 1

Session Results and Standings

Sheet	Game	Team	LSFE	1	2	3	4	5	6	7	8	9	10	Extra Ends	Total
A	1	CAN - Canada		2	3	0	2	2	0	X	X	X	X		9
	1	ITA - Italy	*	0	0	1	0	0	1	X	X	X	X		2
B	1	SWE - Sweden	*	0	0	2	0	2	3	0	2	0	X		9
	1	TUR - Turkey		0	0	0	2	0	0	3	0	1	X		6
C	1	CZE - Czech Republic	*	0	1	0	1	0	0	0	0	X	X		2
	1	USA - United States		2	0	3	0	0	2	1	1	X	X		9
D	1	KOR - Korea	*	0	1	0	2	0	0	0	1	2	0	1	7
	1	NOR - Norway		0	0	1	0	2	0	0	0	0	3	0	6

Current Standings

Rank	Team	Games	Wins	Losses
1	CAN - Canada	1	1	0
1	KOR - Korea	1	1	0
1	SWE - Sweden	1	1	0
1	USA - United States	1	1	0
5	CZE - Czech Republic	1	0	1
5	ITA - Italy	1	0	1
5	NOR - Norway	1	0	1
5	TUR - Turkey	1	0	1
	DEN - Denmark	0		
	GER - Germany	0		
	JPN - Japan	0		
	SCO - Scotland	0		
	SUI - Switzerland	0		

Attendance

Session: 1'415 Total: 1'415

Note:
Under WCF rules, tie-breaking rules for standings are not applied until after the last game of the round robin.

Legend:
LSFE(*) Last Stone First End X Unplayed/unfinished end due to concession

Entry List by Country

REVISED
21 MAR 13:29

As of MON 21 MAR 2022

CAN - Canada		
4 S	EINARSON Kerri	R
3 V	SWEETING Val	L
2	BIRCHARD Shannon	R
1	MEILLEUR Briane	R
A	KARWACKI Krysten	R
C	CARRUTHERS Reid	
NC	SONNENBERG Renee	
O	HOFFART Jeffery	

CZE - Czech Republic		
4 S	BAUDYSOVA Alzbeta	R
3	VINSOVA Petra	R
2	BAUDYSOVA Michaela	R
1 V	SVATONOVA Klara	R
A	HRONOVA Lenka	R
C	KUBESKA Karel	
O	-	
O	-	

DEN - Denmark		
4 S	DUPONT Madeleine	R
3 V	HALSE Mathilde	R
2	DUPONT Denise	R
1	LARSEN My	R
A	LANDER Jasmin	R
C	ROGERS Heather (CAN)	
O	-	
O	-	

GER - Germany		
4 S	JENTSCH Daniela	R
3 V	ABBES Emira	R
2	HOEHNE Mia	R
1	JENTSCH Analena	R
A	FOMM Klara-Hermine	R
C	HOEHNE Holger	
2C	FRITSCH Harald	
O	-	

ITA - Italy		
4 S	CONSTANTINI Stefania	R
3 V	LO DESERTO Marta	R
2	ROMEI Angela	R
1	ZAPPONE Veronica	R
A	ZARDINI LACEDELLI Giulia	R
C	CALDART Violetta	
O	-	
O	-	

JPN - Japan		
4 S	KITAZAWA Ikue	R
3 V	NAKAJIMA Seina	R
2	SUZUKI Minori	R
1	ISHIGOOKA Hasumi	R
A	MATSUMURA Chiaki	R
C	MOROZUMI Yusuke	
2C	SHIMIZU Emi	
O	KOBAYASHI Mutsumi	

KOR - Korea		
4 S	KIM EunJung	R
3 V	KIM KyeongAe	R
2	KIM ChoHi	R
1	KIM SeonYeong	R
A	KIM YeongMi	R
C	LIM MyungSup	
T	KIM Paul	
O	SHIN BouOuk	

NOR - Norway		
4 V	SKASLIEN Kristin	R
3 S	ROERVIK Marianne	R
2	HASLEV NORDBYE Mille	R
1	ROENNING Martine	L
A	MESLOE Eirin	R
C	STEEN HANSEN Rune	
O	HASLEV NORDBYE Bettina	
O	-	

SCO - Scotland		
4 S	MORRISON Rebecca	R
3 V	AITKEN Gina	R
2	SINCLAIR Sophie	R
1	JACKSON Sophie	R
A	FARMER Beth	R
C	SMITH Nancy	
NC	MURDOCH David	
O	HOUSTON Fiona	

SUI - Switzerland		
4 V	PAETZ Alina	R
3 S	TIRINZONI Silvana	R
2	NEUENSCHWANDER Esther	R
1	BARBEZAT Melanie	R
A	HOWALD Carole	R
C	CHARETTE Pierre (CAN)	
NC	STUCKI Martin	
O	HOLLINGER Denise	

Entry List by Country

REVISED
21 MAR 13:29

As of MON 21 MAR 2022

SWE - Sweden		
4 S	HASSELBORG Anna	R
3 V	McMANUS Sara	R
2	KNOCHENHAUER Agnes	R
1	MABERGS Sofia	R
A	HELDIN Johanna	R
C	MIDDAUGH Wayne (CAN)	
2C	SJOEBERG Fanny	
O	-	

USA - United States		
4 S	CHRISTENSEN Cory	R
3 V	ANDERSON Sarah	R
2	PERSINGER Vicky	R
1	ANDERSON Taylor	R
A	MULLANEY Sydney	R
C	OVERTON-CLAPHAM Cathy (CAN)	
NC	DROBNICK Phill	
O	GULENCHYN Mike	

TUR - Turkey		
4 S	YILDIZ Dilsat	R
3 V	POLAT Oznur	R
2	SENGUL Berfin	R
1	GOZUTOK Ayse	R
A	POLAT Mihriban	R
C	CAKIR Bilal Omer	
2C	ZENGIN Muhammet Oguz	
O	AKIN Murat	

Note:

Position and function for each team member:

4 = Fourth, **3** = Third, **2** = Second, **1** = Lead, **A** = Alternate, **S** = Skip, **V** = Vice-Skip

C = Coach, **2C** = 2nd Team Coach, **NC** = National Coach, **T** = Translator, **O** = Team Official

Legend:

L Left-handed

R Right-handed

REVISED

USA: Name spelling for PERSINGER Vicky revised.

Competition Officials

As of FRI 18 MAR 2022

Function	Name	Organisation
WCF President:	CAITHNESS Kate	SCO - Scotland
WCF Head of Competitions:	ROETHLISBERGER Eeva	SUI - Switzerland
WCF Technical Delegate:	WILLMS Karri	CAN - Canada
Chief Umpire:	BARKER Dianne	CAN - Canada
Deputy Chief Umpire:	AUGUSTYNIAK Wojciech	POL - Poland
Game Umpires:	CALDWELL Patti	CAN - Canada
	HOFFERD Vonda	CAN - Canada
	McARTON Ken	CAN - Canada
	MINNS Cheryl	CAN - Canada
	MORRISON Sharon	CAN - Canada
Chief Ice Technician:	MERKLINGER Dave	CAN - Canada
Deputy Chief Ice Technician:	MERKLINGER Mike	CAN - Canada
Chief Timer:	LESSARD Andy	CAN - Canada
Deputy Chief Timer:	WARDS Christina	CAN - Canada

Competition Schedule

As of FRI 18 MAR 2022

Date	Start Time	Session	Sheet A	Sheet B	Sheet C	Sheet D	
SAT 19 MAR	14:00	1	CAN - ITA	SWE - TUR	CZE - USA	KOR - NOR	
	19:00	2	DEN - GER	CAN - NOR	SCO - SUI	JPN - TUR	
SUN 20 MAR	9:00	3	SUI - SWE	GER - KOR	ITA - JPN	SCO - CZE	
	14:00	4	KOR - CZE	USA - ITA	TUR - CAN	SWE - DEN	
	19:00	5	JPN - USA	DEN - SCO	NOR - GER	SUI - CAN	
MON 21 MAR	9:00	6	ITA - NOR	CZE - SWE	JPN - SCO		
	14:00	7	CZE - GER	TUR - SUI	CAN - DEN	USA - KOR	
	19:00	8	SCO - SWE	NOR - USA	SUI - ITA	GER - JPN	
TUE 22 MAR	9:00	9		SWE - ITA	KOR - SCO	DEN - TUR	
	14:00	10	GER - USA	JPN - CAN	DEN - CZE	NOR - SUI	
	19:00	11	TUR - NOR	SCO - GER	SWE - JPN	ITA - KOR	
WED 23 MAR	9:00	12	SUI - CZE	KOR - DEN	USA - TUR	CAN - SWE	
	14:00	13	JPN - DEN	SUI - USA	GER - ITA	NOR - SCO	
	19:00	14	SWE - KOR	ITA - TUR	SCO - CAN	CZE - JPN	
THU 24 MAR	9:00	15	USA - CAN	NOR - CZE	DEN - SUI	TUR - GER	
	14:00	16	ITA - SCO	GER - SWE	JPN - NOR	KOR - SUI	
	19:00	17	CZE - TUR	CAN - KOR	USA - SWE	DEN - ITA	
FRI 25 MAR	9:00	18	NOR - DEN	SUI - JPN	CAN - GER	SCO - USA	
	14:00	19	KOR - JPN	TUR - SCO	ITA - CZE	SWE - NOR	
	19:00	20	GER - SUI	USA - DEN	TUR - KOR	CZE - CAN	
SAT 26 MAR	13:00	Qualification Games					
	19:00	Semi-finals					
SUN 27 MAR	11:00	Bronze Medal Game					
	16:00	Gold Medal Game					

Note:

First named team in each game plays red-handled stones and wears dark coloured upper playing garments.
Please check online for more details and the latest updates.

Official Communication

Item: 2

Japan forfeit final round-robin game due to COVID-19 concerns

Summary:

Japan have forfeited their final round-robin game at the World Women's Curling Championship, scheduled to take place on Friday afternoon, due to ongoing COVID-19 concerns.

The remaining players, while still providing negative results, have decided that for the health and safety of everyone involved in the championship, forfeiting their game and avoiding the possibility of further positive results impacting the competition was the best decision.

Japan's opponents for the afternoon game, Korea, will now receive an automatic victory.

Issued by: WCF Media Officer
Time: 11:30
Date: 25 MAR 2022

Official Communication

Item: 1

Scotland withdraw from World Women's Curling Championship due to positive COVID-19 cases

Summary:

Following a number of positive COVID-19 cases within the team, Scotland have withdrawn from the World Women's Curling Championship taking place in Prince George, Canada.

Scotland had been competing with three players after skip Rebecca Morrison and original alternate Fay Henderson had tested positive prior to the championship beginning. Skip Morrison was expected to return, but new alternate Beth Farmer had been brought in to complete the line-up.

However, after carrying out additional testing today, further members of the Scottish delegation have returned positive results and will now withdraw for the health and safety of all those involved in the championship.

Scotland will forfeit all of their remaining games, giving their opponents automatic victories.

The official announcement of their withdrawal can be found on the Scottish Curling website
<https://www.scottishcurling.org/statement-regarding-team-scotland-withdrawal-from-2022-world-womens-curling-championships/>.

Issued by: WCF Media Officer
Time: 18:00
Date: 21 MAR 2022