



## LGT World Men's Curling Championship 2022 Las Vegas, NV, United States

2 – 10 April 2022

## RESULTS SUMMARY



SUN 10 APR 2022

## Medallists

Medal	Country	Name	Position - Function
GOLD	SWE - Sweden	EDIN Niklas	4 S
		ERIKSSON Oskar	3 V
		WRANAA Rasmus	2
		SUNDGREN Christoffer	1
		MAGNUSSON Daniel	A
		LINDBERG Fredrik	C
SILVER	CAN - Canada	GUSHUE Brad	4 S
		NICHOLS Mark	3 V
		GALLANT Brett	2
		WALKER Geoff	1
		HARNDEN EJ	A
		OWCHAR Jules	C
BRONZE	ITA - Italy	RETORNAZ Joel	4 S
		MOSANER Amos	3
		ARMAN Sebastiano	2
		GONIN Simone	1 V
		GIOVANELLA Mattia	A
		PESCIA Claudio	C

**Note:**

Position and function for each team member:

**4** = Fourth, **3** = Third, **2** = Second, **1** = Lead, **A** = Alternate, **S** = Skip, **V** = Vice-Skip, **C** = Coach

## Final Standings

Rank	Team	Players	Position - Function
1	SWE - Sweden	EDIN Niklas	4 S
		ERIKSSON Oskar	3 V
		WRANAA Rasmus	2
		SUNDGREN Christoffer	1
		MAGNUSSON Daniel	A
		LINDBERG Fredrik	C
2	CAN - Canada	GUSHUE Brad	4 S
		NICHOLS Mark	3 V
		GALLANT Brett	2
		WALKER Geoff	1
		HARNDEN EJ	A
		OWCHAR Jules	C
3	ITA - Italy	RETORNAZ Joel	4 S
		MOSANER Amos	3
		ARMAN Sebastiano	2
		GONIN Simone	1 V
		GIOVANELLA Mattia	A
		PESCIA Claudio	C
4	USA - United States	DROPKIN Korey	4 S
		POLO Joe	3 V
		FENNER Mark	2
		HOWELL Tom	1
		FENSON Alex	A
		SOLIN Tim	C
5	SCO - Scotland	PATERSON Ross	4 V
		WADDELL Kyle	3 S
		MENZIES Duncan	2
		WADDELL Craig	1
		KYLE Euan	A
		BREWSTER Tom	C
6	SUI - Switzerland	SCHWALLER Yannick	4 S
		BRUNNER Michael	3 V
		MEIER Romano	2
		KAEUFELER Marcel	1
		GLOOR Simon	A
		WERTHEMANN Bernhard	C
7	GER - Germany	TOTZEK Sixten	4 S
		MUSKATEWITZ Marc	3 V
		SUTOR Joshua	2
		GREINDL Dominik	1
		KAPP Benjamin	A
		KAPP Uli	C
8	KOR - Korea	KIM Soo-Hyuk	4 S
		KIM Chang-Min	3 V
		SEONG Se Hyeon	2
		KIM Hak Kyun	1
		JEON Jae Ik	A
		YOON So Min	C

## Final Standings

Rank	Team	Players	Position - Function
9	CZE - Czech Republic	KLIMA Lukas	4 S
		CERNOVSKY Marek	3 V
		BOHAC Radek	2
		CANDRA Jiri	1
		KLIPA Lukas	A
		SAVILL Craig	C
10	NOR - Norway	RAMSFJELL Magnus	4 S
		SESAKER Martin	3
		RAMSFJELL Bendik	2
		NEPSTAD Gaute	1 V
		BRAENDEN Mathias	A
		TRULSEN Paal	C
11	FIN - Finland	KIISKINEN Kalle	4 S
		SALO Teemu	3 V
		OUNI Leo	2
		KUOSMANEN Paavo	1
		POLLANEN Jermu	A
		MIKKONEN Jouni	C
12	NED - Netherlands	GOESGENS Wouter	4 S
		VAN DORP Jaap	3 V
		HOEKMAN Laurens	2
		GLASBERGEN Carlo	1
		VAN DEN HURK Tobias	A
		LEIBBRANDT Shari	C
13	DEN - Denmark	THUNE Tobias	4 S
		WIKSTEN Kasper	3 V
		SOEE Oliver Rosenkrands	2
		POULSEN Daniel	1
		KRAUSE Mikkel	A
		QVIST Mikael	C

**Note:**

Position and function for each team member:

4 = Fourth, 3 = Third, 2 = Second, 1 = Lead, A = Alternate, S = Skip, V = Vice-Skip, C = Coach

## Competition Summary

Session	Date	Time	Sheet A	Sheet B	Sheet C	Sheet D
Session 1	SAT 2 APR	14:00	CAN 6-4 CZE	SWE 7-4 NED	DEN 2-8 USA	KOR 3-7 NOR
Session 2	SAT 2 APR	19:00	ITA 4-5 SCO	CAN 8-7 NOR	FIN 6-4 SUI	GER 13-7 NED
Session 3	SUN 3 APR	9:00	SUI 8-7 SWE	SCO 6-9 KOR	CZE 9-4 GER	FIN 10-6 DEN
Session 4	SUN 3 APR	14:00	KOR 6-7 <sup>EE</sup> DEN	USA 7-5 CZE	NED 6-9 CAN	SWE 8-10 ITA
Session 5	SUN 3 APR	19:00	GER 8-3 USA	ITA 10-7 FIN	NOR 7-4 SCO	SUI 6-10 CAN
Session 6	MON 4 APR	9:00	CZE 7-4 NOR	DEN 4-11 SWE	GER 11-4 FIN	
Session 7	MON 4 APR	14:00	DEN 3-7 SCO	NED 3-6 SUI	CAN 10-4 ITA	USA 7-9 KOR
Session 8	MON 4 APR	19:00	FIN 2-7 SWE	NOR 8-10 USA	SUI 9-5 CZE	SCO 6-4 GER
Session 9	TUE 5 APR	9:00		SWE 8-4 CZE	KOR 4-11 FIN	ITA 9-11 NED
Session 10	TUE 5 APR	14:00	SCO 9-7 USA	GER 7-11 CAN	ITA 7-3 DEN	NOR 3-9 SUI
Session 11	TUE 5 APR	19:00	NED 3-8 NOR	FIN 5-10 SCO	SWE 7-2 GER	CZE 4-10 KOR
Session 12	WED 6 APR	9:00	SUI 7-0 DEN	KOR 10-5 ITA	USA 8-3 NED	CAN 5-7 SWE
Session 13	WED 6 APR	14:00	GER 8-11 ITA	SUI 4-7 USA	SCO 6-0 CZE	NOR 5-4 FIN
Session 14	WED 6 APR	19:00	SWE 5-7 KOR	CZE 11-5 NED	FIN 3-8 CAN	DEN 7-10 <sup>EE</sup> GER
Session 15	THU 7 APR	9:00	USA 10-6 CAN	NOR 10-6 DEN	ITA W-L SUI	NED 5-4 SCO
Session 16	THU 7 APR	14:00	CZE 10-4 FIN	SCO 2-8 SWE	GER 10-6 NOR	KOR 7-9 SUI
Session 17	THU 7 APR	19:00	DEN 7-2 NED	CAN 10-2 KOR	USA 3-5 SWE	ITA 6-5 <sup>EE</sup> CZE
Session 18	FRI 8 APR	9:00	NOR 6-9 <sup>EE</sup> ITA	SUI 3-10 GER	CAN 8-6 SCO	FIN 2-7 USA
Session 19	FRI 8 APR	14:00	KOR 9-4 GER	NED 8-9 <sup>EE</sup> FIN	CZE 9-2 DEN	SWE 7-6 NOR
Session 20	FRI 8 APR	19:00	SCO 9-7 SUI	USA 4-8 <sup>EE</sup> ITA	NED 8-7 <sup>EE</sup> KOR	DEN 2-9 CAN
Qualification	SAT 9 APR	14:00		SUI 4-10 ITA		USA 6-4 SCO
Semi-finals	SAT 9 APR	19:00		CAN 8-5 USA		ITA 4-8 SWE
Bronze Medal	SUN 10 APR	11:00			USA 4-13 ITA	
Gold Medal	SUN 10 APR	16:00			CAN 6-8 SWE	

## Standings after Round Robin

Rank	Team	Games	Wins	Losses			
1	CAN - Canada	12	10	2	Q		
2	SWE - Sweden	12	9	3	Q		
3	ITA - Italy	12	8	4	Q		
4	SCO - Scotland	12	7	5	Q	w1	
5	USA - United States	12	7	5	Q	w0	
6	SUI - Switzerland	12	6	6	Q	w1	DSC 18.75cm
7	GER - Germany	12	6	6	w1		DSC 29.05cm
8	KOR - Korea	12	6	6	w1		DSC 37.70cm
9	CZE - Czech Republic	12	5	7	w1		
10	NOR - Norway	12	5	7	w0		
11	FIN - Finland	12	4	8			
12	NED - Netherlands	12	3	9			
13	DEN - Denmark	12	2	10			

## Competition Summary

### Play-offs Bracket

Qualification	Semi-finals	Finals	Final Standings
<p>4 <b>SCO</b> 4 Sheet D</p> <p>5 <b>USA</b> 6</p> <p>3 <b>ITA</b> 10 Sheet B</p> <p>6 <b>SUI</b> 4</p>	<p>1 <b>CAN</b> 8 Sheet B</p> <p><b>USA</b> 5</p> <p>2 <b>SWE</b> 8 Sheet D</p> <p><b>ITA</b> 4</p>	<p><b>CAN</b> 6 Sheet C</p> <p><b>SWE</b> 8</p> <p><b>USA</b> 4 Sheet C</p> <p><b>ITA</b> 13</p>	<p>1 SWE - Sweden</p> <p>2 CAN - Canada</p> <p>3 ITA - Italy</p> <p>4 USA - United States</p> <p>5 SCO - Scotland</p> <p>6 SUI - Switzerland</p> <p>7 GER - Germany</p> <p>8 KOR - Korea</p> <p>9 CZE - Czech Republic</p> <p>10 NOR - Norway</p> <p>11 FIN - Finland</p> <p>12 NED - Netherlands</p> <p>13 DEN - Denmark</p>
		<p><b>SWE</b> 1st</p> <p><b>CAN</b> 2nd</p> <p><b>ITA</b> 3rd</p> <p><b>USA</b> 4th</p>	

The teams ranked 1st and 2nd advance directly to the semi-finals.  
The teams ranked 3rd to 6th play in the qualification games (3 v 6 and 4 v 5).  
The winners of those qualification games advance to the semi-finals.

<b>Legend:</b>	<b>DSC</b> Draw Shot Challenge	<b>EE</b> Extra End	<b>L</b> Loss
	<b>Q</b> Qualified for the play-offs	<b>W</b> Win	<b>wn</b> Number of wins (n) against tied teams

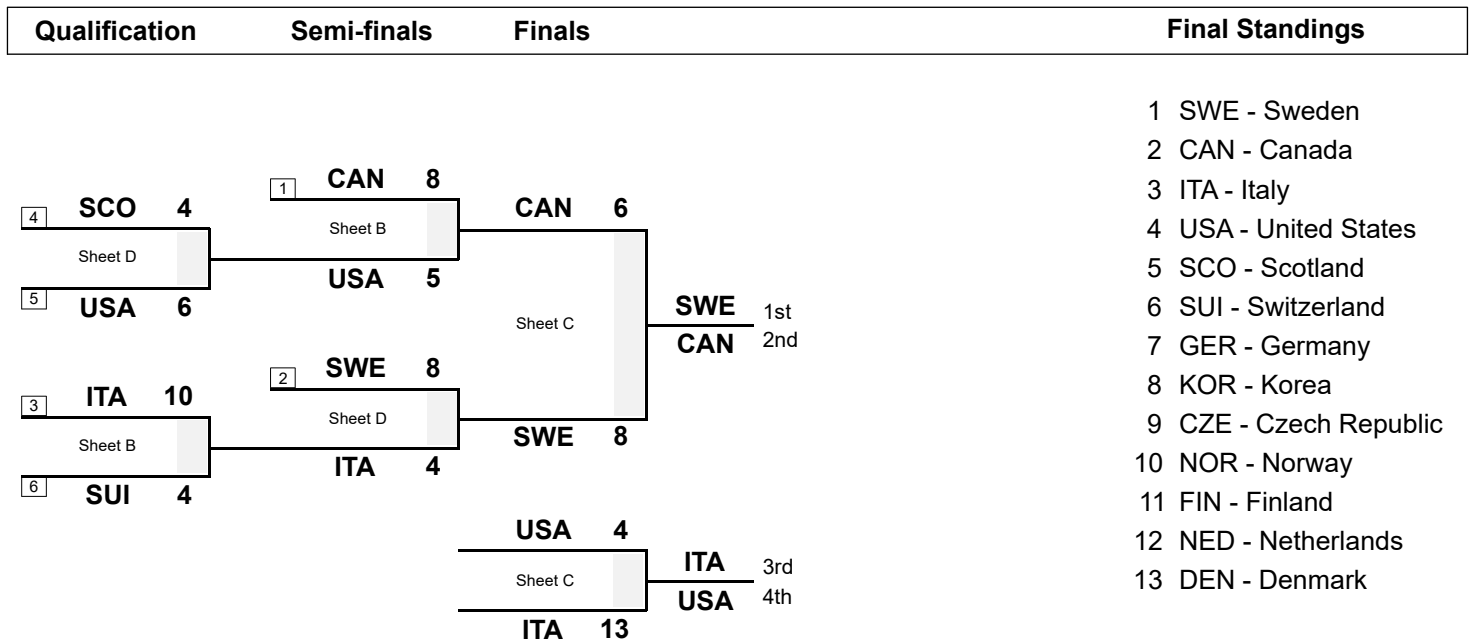
SUN 10 APR 2022  
Start Time 16:00

**Gold Medal Game**

## Session Results and Standings

Sheet	Game	Team	LSFE	1	2	3	4	5	6	7	8	9	10	Extra Ends	Total
C	14	CAN - Canada	*	1	2	0	0	1	0	1	0	1	0		6
	14	SWE - Sweden		0	0	2	1	0	2	0	1	0	2		8

## Play-offs Bracket



The teams ranked 1st and 2nd get a bye to the semi-finals.  
The teams ranked 3rd to 6th play in qualification games (3 v 6 and 4 v 5).  
The winners of those qualification games advance to the semi-finals.

**Legend:**  
LSFE(\*) Last Stone First End

CAN - after Gold Medal Game

Cumulative Player Statistics by Team

CAN - Canada

GUSHUE Brad 4 S Right-handed

Type	↻	%	↺	%	Total	%
Draw	44	79	48	87	92	83
Front	0	-	0	-	0	-
Guard	13	98	8	88	21	94
Raise	10	38	12	63	22	51
Wick / Soft Peeling	0	-	0	-	0	-
Freeze	0	-	1	25	1	25
Take-out	18	93	22	98	40	96
Hit and Roll	11	84	10	78	21	81
Clearing	7	93	4	88	11	91
Double Take-out	14	77	14	63	28	70
Promotion Take-out	3	67	7	68	10	68
All Draws	67	76	69	82	136	79
All Take-outs	53	85	57	81	110	83
<b>Total</b>	<b>120</b>	<b>80</b>	<b>126</b>	<b>82</b>	<b>246</b>	<b>81</b>
Not considered					2	-

WALKER Geoff 1 Right-handed

Type	↻	%	↺	%	Total	%
Draw	62	86	60	93	122	90
Front	35	93	58	88	93	90
Guard	1	75	1	100	2	88
Raise	2	63	1	100	3	75
Wick / Soft Peeling	3	100	3	83	6	92
Freeze	0	-	0	-	0	-
Take-out	4	75	8	100	12	92
Hit and Roll	3	67	4	75	7	71
Clearing	0	-	2	100	2	100
Double Take-out	1	100	0	-	1	100
Promotion Take-out	1	75	0	-	1	75
All Draws	103	88	123	91	226	90
All Take-outs	9	75	14	93	23	86
<b>Total</b>	<b>112</b>	<b>87</b>	<b>137</b>	<b>91</b>	<b>249</b>	<b>89</b>
Not considered					1	-

NICHOLS Mark 3 V Right-handed

Type	↻	%	↺	%	Total	%
Draw	30	81	35	84	65	83
Front	2	100	3	100	5	100
Guard	12	88	16	97	28	93
Raise	4	69	9	89	13	83
Wick / Soft Peeling	1	0	2	100	3	67
Freeze	0	-	0	-	0	-
Take-out	26	85	23	79	49	82
Hit and Roll	7	68	18	74	25	72
Clearing	8	100	13	94	21	96
Double Take-out	10	75	19	76	29	76
Promotion Take-out	6	38	8	84	14	64
All Draws	49	81	65	89	114	86
All Take-outs	57	78	81	80	138	79
<b>Total</b>	<b>106</b>	<b>79</b>	<b>146</b>	<b>84</b>	<b>252</b>	<b>82</b>
Not considered					0	-

HARDEN EJ A Right-handed

Type	↻	%	↺	%	Total	%
Draw	3	83	1	0	4	63
Front	0	-	0	-	0	-
Guard	0	-	1	0	1	0
Raise	0	-	0	-	0	-
Wick / Soft Peeling	0	-	0	-	0	-
Freeze	0	-	0	-	0	-
Take-out	0	-	0	-	0	-
Hit and Roll	0	-	0	-	0	-
Clearing	0	-	1	100	1	100
Double Take-out	0	-	0	-	0	-
Promotion Take-out	0	-	0	-	0	-
All Draws	3	83	2	0	5	50
All Take-outs	0	-	1	100	1	100
<b>Total</b>	<b>3</b>	<b>83</b>	<b>3</b>	<b>33</b>	<b>6</b>	<b>58</b>
Not considered					0	-

GALLANT Brett 2 Right-handed

Type	↻	%	↺	%	Total	%
Draw	47	89	41	88	88	89
Front	2	100	5	100	7	100
Guard	14	88	8	91	22	89
Raise	10	65	5	75	15	68
Wick / Soft Peeling	1	0	2	75	3	50
Freeze	0	-	0	-	0	-
Take-out	9	83	15	93	24	90
Hit and Roll	6	50	6	71	12	60
Clearing	16	88	31	96	47	93
Double Take-out	9	72	7	79	16	75
Promotion Take-out	10	78	4	50	14	70
All Draws	74	85	61	88	135	86
All Take-outs	50	78	63	88	113	83
<b>Total</b>	<b>124</b>	<b>82</b>	<b>124</b>	<b>88</b>	<b>248</b>	<b>85</b>
Not considered					0	-

Team: CAN - Canada

Type	↻	%	↺	%	Total	%
Draw	186	84	185	88	371	86
Front	39	94	66	90	105	91
Guard	40	91	34	90	74	91
Raise	26	55	27	75	53	65
Wick / Soft Peeling	5	60	7	86	12	75
Freeze	0	-	1	25	1	25
Take-out	57	86	68	91	125	89
Hit and Roll	27	70	38	74	65	73
Clearing	31	92	51	95	82	94
Double Take-out	34	76	40	72	74	74
Promotion Take-out	20	64	19	71	39	67
All Draws	296	83	320	88	616	86
All Take-outs	169	80	216	84	385	82
<b>Total</b>	<b>465</b>	<b>82</b>	<b>536</b>	<b>86</b>	<b>1001</b>	<b>84</b>
Not considered					3	-

Note:

Position and function for each team member:

4 = Fourth, 3 = Third, 2 = Second, 1 = Lead, A = Alternate, S = Skip, V = Vice-Skip

Legend:

↻ Clockwise

↺ Counter-clockwise



SWE - after Gold Medal Game

Cumulative Player Statistics by Team

SWE - Sweden

EDIN Niklas 4 S Right-handed

Type	↻	%	↺	%	Total	%
Draw	33	84	58	88	91	86
Front	0	-	0	-	0	-
Guard	7	89	8	88	15	88
Raise	8	69	3	42	11	61
Wick / Soft Peeling	0	-	0	-	0	-
Freeze	0	-	0	-	0	-
Take-out	25	91	25	92	50	92
Hit and Roll	12	73	11	68	23	71
Clearing	9	94	12	100	21	98
Double Take-out	14	68	14	63	28	65
Promotion Take-out	7	46	6	83	13	63
All Draws	48	82	69	86	117	84
All Take-outs	67	79	68	83	135	81
<b>Total</b>	<b>115</b>	<b>80</b>	<b>137</b>	<b>84</b>	<b>252</b>	<b>82</b>
Not considered					1	-

SUNDGREN Christoffer 1 Right-handed

Type	↻	%	↺	%	Total	%
Draw	28	90	61	95	89	94
Front	17	91	27	94	44	93
Guard	1	75	6	83	7	82
Raise	1	100	1	50	2	75
Wick / Soft Peeling	1	100	0	-	1	100
Freeze	0	-	0	-	0	-
Take-out	9	94	3	100	12	96
Hit and Roll	1	0	0	-	1	0
Clearing	1	100	0	-	1	100
Double Take-out	0	-	1	100	1	100
Promotion Take-out	0	-	0	-	0	-
All Draws	48	91	95	93	143	92
All Take-outs	11	86	4	100	15	90
<b>Total</b>	<b>59</b>	<b>90</b>	<b>99</b>	<b>94</b>	<b>158</b>	<b>92</b>
Not considered					2	-

ERIKSSON Oskar 3 V Left-handed

Type	↻	%	↺	%	Total	%
Draw	32	80	28	84	60	82
Front	1	100	0	-	1	100
Guard	7	86	13	92	20	90
Raise	5	90	8	72	13	79
Wick / Soft Peeling	0	-	0	-	0	-
Freeze	0	-	0	-	0	-
Take-out	25	88	20	88	45	88
Hit and Roll	9	78	11	57	20	66
Clearing	25	98	15	100	40	99
Double Take-out	21	76	21	75	42	76
Promotion Take-out	4	69	8	69	12	69
All Draws	45	82	49	84	94	83
All Take-outs	84	86	75	80	159	83
<b>Total</b>	<b>129</b>	<b>85</b>	<b>124</b>	<b>82</b>	<b>253</b>	<b>83</b>
Not considered					1	-

MAGNUSSON Daniel A Right-handed

Type	↻	%	↺	%	Total	%
Draw	22	86	39	81	61	83
Front	8	94	18	86	26	88
Guard	1	100	1	100	2	100
Raise	1	100	0	-	1	100
Wick / Soft Peeling	1	50	1	100	2	75
Freeze	0	-	0	-	0	-
Take-out	1	100	1	100	2	100
Hit and Roll	0	-	0	-	0	-
Clearing	0	-	0	-	0	-
Double Take-out	0	-	1	50	1	50
Promotion Take-out	0	-	0	-	0	-
All Draws	33	88	59	83	92	85
All Take-outs	1	100	2	75	3	83
<b>Total</b>	<b>34</b>	<b>88</b>	<b>61</b>	<b>83</b>	<b>95</b>	<b>85</b>
Not considered					1	-

WRANAA Rasmus 2 Right-handed

Type	↻	%	↺	%	Total	%
Draw	32	83	36	87	68	85
Front	0	-	2	88	2	88
Guard	3	100	19	91	22	92
Raise	12	83	6	67	18	78
Wick / Soft Peeling	1	75	2	100	3	92
Freeze	0	-	0	-	0	-
Take-out	10	90	18	85	28	87
Hit and Roll	5	75	11	73	16	73
Clearing	30	93	20	99	50	95
Double Take-out	17	81	15	77	32	79
Promotion Take-out	7	75	6	54	13	65
All Draws	48	84	65	87	113	85
All Take-outs	69	86	70	83	139	84
<b>Total</b>	<b>117</b>	<b>85</b>	<b>135</b>	<b>84</b>	<b>252</b>	<b>85</b>
Not considered					0	-

Team: SWE - Sweden

Type	↻	%	↺	%	Total	%
Draw	147	84	222	88	369	87
Front	26	92	47	90	73	91
Guard	19	89	47	90	66	90
Raise	27	81	18	64	45	74
Wick / Soft Peeling	3	75	3	100	6	88
Freeze	0	-	0	-	0	-
Take-out	70	90	67	89	137	90
Hit and Roll	27	72	33	66	60	69
Clearing	65	95	47	99	112	97
Double Take-out	52	75	52	72	104	74
Promotion Take-out	18	63	20	69	38	66
All Draws	222	85	337	87	559	87
All Take-outs	232	84	219	82	451	83
<b>Total</b>	<b>454</b>	<b>85</b>	<b>556</b>	<b>85</b>	<b>1010</b>	<b>85</b>
Not considered					5	-

Note:

Position and function for each team member:

4 = Fourth, 3 = Third, 2 = Second, 1 = Lead, A = Alternate, S = Skip, V = Vice-Skip

Legend:

↻ Clockwise

↺ Counter-clockwise

## Scoring Analysis

Team	Games	LSFE	Stolen Ends	Last Stone Eff.	Force Eff.	Points Scored							Total	Plus / Minus
						0	1	2	3	4	>4			
CAN	For	5	19	53%	63%	2	29	27	9	1	0	114	+37	
	Against	9	8			3	35	16	2	1	0	77		
SWE	For	11	13	49%	74%	8	29	22	3	4	1	103	+36	
	Against	3	13			8	40	10	1	1	0	67		
ITA	For	7	19	44%	51%	6	40	17	6	3	2	115	+19	
	Against	8	13			6	33	20	5	2	0	96		
GER	For	7	13	46%	42%	5	23	16	12	0	0	91	+8	
	Against	5	10			3	23	16	8	1	0	83		
SCO	For	9	19	28%	56%	6	40	16	2	0	0	78	+5	
	Against	4	14			11	30	17	3	0	0	73		
CZE	For	7	8	37%	48%	10	22	13	5	1	1	73	+2	
	Against	5	15			4	28	18	1	1	0	71		
USA	For	6	17	37%	51%	9	38	18	6	1	0	96	+2	
	Against	9	11			8	34	16	6	1	1	94		
KOR	For	6	14	44%	43%	7	24	22	5	0	0	83	0	
	Against	6	11			4	23	17	7	0	1	83		
NOR	For	5	11	38%	55%	7	22	19	4	0	1	77	-3	
	Against	7	15			6	34	12	6	1	0	80		
SUI	For	9	10	35%	50%	7	29	15	4	2	0	79	-3	
	Against	4	14			5	31	15	3	3	0	82		
FIN	For	5	9	24%	32%	6	30	8	4	1	1	67	-23	
	Against	7	15			4	23	21	7	1	0	90		
NED	For	6	9	25%	46%	5	28	12	3	1	0	65	-33	
	Against	6	17			11	30	11	10	0	3	98		
DEN	For	1	11	22%	27%	6	26	7	3	0	0	49	-47	
	Against	11	16			11	16	23	7	2	1	96		
Total	84		172			84	380	212	66	14	6	1'090		

**Note:**

Stolen ends are the ends won without the last stone advantage.

Last Stone Efficiency: Scoring two or more points with last stone advantage.

Force Efficiency: Forcing the opponent team to score only one point when they have the last stone advantage.

**Legend:**

>4 More than four points scored

Eff. Efficiency

LSFE Last Stone First End

## Summary of Big Ends

Points Scored	By	Against	Session	End	Game Result
6	CZE - Czech Republic	NED - Netherlands	14	5	11 : 5
6	ITA - Italy	USA - United States	BM	7	13 : 4
5	FIN - Finland	KOR - Korea	9	7	11 : 4
5	ITA - Italy	NED - Netherlands	9	3	9 : 11
5	NOR - Norway	NED - Netherlands	11	3	8 : 3
5	SWE - Sweden	DEN - Denmark	6	8	11 : 4
4	SWE - Sweden	ITA - Italy	SF	5	8 : 4
4	SWE - Sweden	FIN - Finland	8	5	7 : 2
4	SWE - Sweden	DEN - Denmark	6	2	11 : 4
4	SWE - Sweden	SUI - Switzerland	3	5	7 : 8
4	ITA - Italy	USA - United States	BM	1	13 : 4
4	ITA - Italy	SUI - Switzerland	Q	1	10 : 4
4	ITA - Italy	SWE - Sweden	4	10	10 : 8
4	SUI - Switzerland	NOR - Norway	10	8	9 : 3
4	SUI - Switzerland	CZE - Czech Republic	8	1	9 : 5
4	CAN - Canada	SUI - Switzerland	5	4	10 : 6
4	CZE - Czech Republic	DEN - Denmark	19	4	9 : 2
4	FIN - Finland	ITA - Italy	5	4	7 : 10
4	NED - Netherlands	GER - Germany	2	5	7 : 13
4	USA - United States	CAN - Canada	15	5	10 : 6

**Note:**  
Big ends are defined as ends with a score of four or more points.

**Legend:**  
**BM** Bronze medal game      **Q** Qualification      **SF** Semi-final

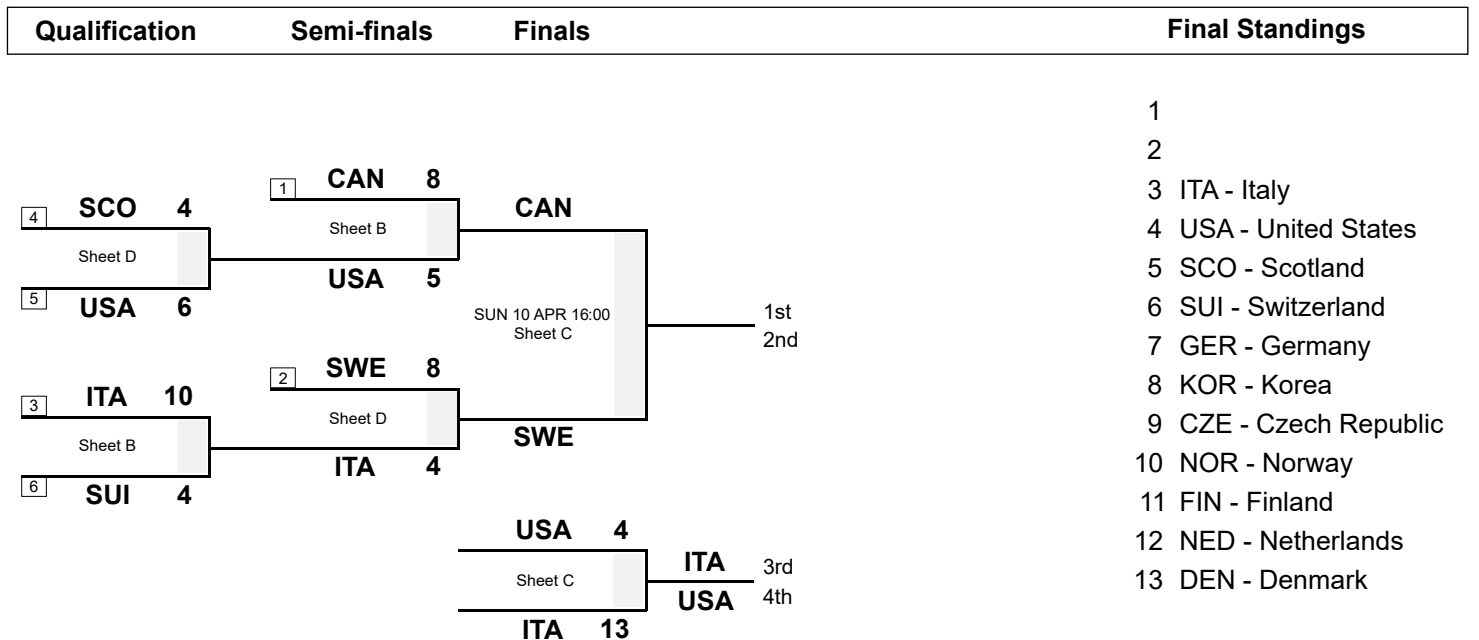
## Time-out Statistics

Team	Games	Number of Time-outs	Average Shot Success on Next Stone
CZE - Czech Republic	12	6	91%
SWE - Sweden	14	7	89%
ITA - Italy	15	8	84%
SCO - Scotland	13	11	84%
CAN - Canada	14	5	80%
NOR - Norway	12	6	79%
KOR - Korea	12	9	77%
NED - Netherlands	12	9	75%
GER - Germany	12	9	72%
SUI - Switzerland	13	12	68%
DEN - Denmark	12	7	60%
FIN - Finland	12	6	58%
USA - United States	15	8	56%
<b>Total</b>	<b>84</b>	<b>103</b>	<b>75%</b>

## Session Results and Standings

Sheet	Game	Team	LSFE	1	2	3	4	5	6	7	8	9	10	Extra Ends	Total
C	15	USA - United States		0	2	1	0	0	1	0	0	X	X		4
	15	ITA - Italy	*	4	0	0	2	1	0	6	0	X	X		13

## Play-offs Bracket



The teams ranked 1st and 2nd get a bye to the semi-finals.  
The teams ranked 3rd to 6th play in qualification games (3 v 6 and 4 v 5).  
The winners of those qualification games advance to the semi-finals.

**Legend:**  
LSFE(\*) Last Stone First End      X      Unplayed/unfinished end due to concession

ITA - after Bronze Medal Game

Cumulative Player Statistics by Team

ITA - Italy

RETORNAZ Joel

4 S Right-handed

Type	↻	%	↺	%	Total	%
Draw	49	91	48	81	97	86
Front	0	-	0	-	0	-
Guard	14	95	9	100	23	97
Raise	12	67	10	80	22	73
Wick / Soft Peeling	0	-	0	-	0	-
Freeze	0	-	0	-	0	-
Take-out	22	83	21	81	43	82
Hit and Roll	19	78	9	81	28	79
Clearing	11	93	5	100	16	95
Double Take-out	19	83	11	59	30	74
Promotion Take-out	9	44	11	48	20	46
All Draws	75	88	67	84	142	86
All Take-outs	80	79	57	72	137	76
<b>Total</b>	<b>155</b>	<b>83</b>	<b>124</b>	<b>78</b>	<b>279</b>	<b>81</b>
Not considered					5	-

GONIN Simone

1 V Right-handed

Type	↻	%	↺	%	Total	%
Draw	83	89	51	87	134	89
Front	74	95	39	94	113	95
Guard	2	88	6	83	8	84
Raise	0	-	3	67	3	67
Wick / Soft Peeling	1	0	1	50	2	25
Freeze	0	-	0	-	0	-
Take-out	8	81	5	60	13	73
Hit and Roll	2	63	3	83	5	75
Clearing	0	-	0	-	0	-
Double Take-out	0	-	0	-	0	-
Promotion Take-out	0	-	0	-	0	-
All Draws	160	92	100	89	260	90
All Take-outs	10	78	8	69	18	74
<b>Total</b>	<b>170</b>	<b>91</b>	<b>108</b>	<b>87</b>	<b>278</b>	<b>89</b>
Not considered					4	-

MOSANER Amos

3 Right-handed

Type	↻	%	↺	%	Total	%
Draw	31	81	28	71	59	76
Front	1	100	6	100	7	100
Guard	24	90	14	96	38	92
Raise	7	89	10	65	17	75
Wick / Soft Peeling	2	100	0	-	2	100
Freeze	0	-	0	-	0	-
Take-out	25	95	18	83	43	90
Hit and Roll	16	73	17	76	33	75
Clearing	17	94	26	89	43	91
Double Take-out	16	64	7	64	23	64
Promotion Take-out	5	70	13	52	18	57
All Draws	65	86	58	79	123	83
All Take-outs	79	83	81	77	160	80
<b>Total</b>	<b>144</b>	<b>84</b>	<b>139</b>	<b>78</b>	<b>283</b>	<b>81</b>
Not considered					2	-

GIOVANELLA Mattia

A Right-handed

Type	↻	%	↺	%	Total	%
Draw	0	-	0	-	0	-
Front	0	-	0	-	0	-
Guard	0	-	0	-	0	-
Raise	0	-	0	-	0	-
Wick / Soft Peeling	0	-	0	-	0	-
Freeze	0	-	0	-	0	-
Take-out	0	-	0	-	0	-
Hit and Roll	0	-	0	-	0	-
Clearing	0	-	0	-	0	-
Double Take-out	0	-	0	-	0	-
Promotion Take-out	0	-	0	-	0	-
All Draws	0	-	0	-	0	-
All Take-outs	0	-	0	-	0	-
<b>Total</b>	<b>0</b>	<b>-</b>	<b>0</b>	<b>-</b>	<b>0</b>	<b>-</b>
Not considered					0	-

ARMAN Sebastiano

2 Right-handed

Type	↻	%	↺	%	Total	%
Draw	41	84	40	92	81	88
Front	2	100	5	100	7	100
Guard	13	98	19	97	32	98
Raise	11	82	6	58	17	74
Wick / Soft Peeling	0	-	1	75	1	75
Freeze	0	-	0	-	0	-
Take-out	16	72	20	84	36	78
Hit and Roll	11	84	11	80	22	82
Clearing	15	83	28	90	43	88
Double Take-out	14	82	21	74	35	77
Promotion Take-out	5	80	4	63	9	72
All Draws	67	87	71	91	138	89
All Take-outs	61	80	84	82	145	81
<b>Total</b>	<b>128</b>	<b>84</b>	<b>155</b>	<b>86</b>	<b>283</b>	<b>85</b>
Not considered					2	-

Team: ITA - Italy

Type	↻	%	↺	%	Total	%
Draw	204	88	167	84	371	86
Front	77	95	50	96	127	95
Guard	53	93	48	96	101	94
Raise	30	78	29	69	59	73
Wick / Soft Peeling	3	67	2	63	5	65
Freeze	0	-	0	-	0	-
Take-out	71	85	64	81	135	83
Hit and Roll	48	77	40	79	88	78
Clearing	43	90	59	91	102	90
Double Take-out	49	77	39	68	88	73
Promotion Take-out	19	61	28	52	47	55
All Draws	367	89	296	86	663	88
All Take-outs	230	80	230	77	460	79
<b>Total</b>	<b>597</b>	<b>86</b>	<b>526</b>	<b>82</b>	<b>1123</b>	<b>84</b>
Not considered					13	-

Note:

Position and function for each team member:

4 = Fourth, 3 = Third, 2 = Second, 1 = Lead, A = Alternate, S = Skip, V = Vice-Skip

Legend:

↻ Clockwise

↺ Counter-clockwise

USA - after Bronze Medal Game

Cumulative Player Statistics by Team

USA - United States

DROPKIN Korey

4 S Right-handed

Type	↻	%	↺	%	Total	%
Draw	37	80	64	68	101	72
Front	0	-	1	100	1	100
Guard	6	96	7	89	13	92
Raise	8	50	7	64	15	57
Wick / Soft Peeling	0	-	0	-	0	-
Freeze	1	100	1	0	2	50
Take-out	32	92	23	89	55	91
Hit and Roll	13	71	10	88	23	78
Clearing	8	81	3	100	11	86
Double Take-out	12	48	17	71	29	61
Promotion Take-out	12	71	9	47	21	61
All Draws	52	77	80	69	132	72
All Take-outs	77	77	62	78	139	78
<b>Total</b>	<b>129</b>	<b>77</b>	<b>142</b>	<b>73</b>	<b>271</b>	<b>75</b>
Not considered					5	-

HOWELL Tom

1 Right-handed

Type	↻	%	↺	%	Total	%
Draw	27	69	90	83	117	80
Front	18	93	112	87	130	88
Guard	0	-	4	75	4	75
Raise	2	88	0	-	2	88
Wick / Soft Peeling	4	50	3	58	7	54
Freeze	0	-	0	-	0	-
Take-out	2	100	8	75	10	80
Hit and Roll	3	92	3	83	6	88
Clearing	0	-	1	100	1	100
Double Take-out	0	-	0	-	0	-
Promotion Take-out	0	-	0	-	0	-
All Draws	51	76	209	85	260	83
All Take-outs	5	95	12	79	17	84
<b>Total</b>	<b>56</b>	<b>78</b>	<b>221</b>	<b>84</b>	<b>277</b>	<b>83</b>
Not considered					3	-

POLO Joe

3 V Right-handed

Type	↻	%	↺	%	Total	%
Draw	35	79	32	84	67	81
Front	2	100	4	100	6	100
Guard	10	75	11	95	21	86
Raise	12	71	14	79	26	75
Wick / Soft Peeling	0	-	0	-	0	-
Freeze	0	-	0	-	0	-
Take-out	24	80	20	84	44	82
Hit and Roll	10	68	14	95	24	83
Clearing	18	89	21	88	39	88
Double Take-out	22	80	19	71	41	76
Promotion Take-out	2	38	8	69	10	63
All Draws	59	77	61	86	120	82
All Take-outs	76	79	82	82	158	81
<b>Total</b>	<b>135</b>	<b>78</b>	<b>143</b>	<b>84</b>	<b>278</b>	<b>81</b>
Not considered					2	-

FENSON Alex

A Right-handed

Type	↻	%	↺	%	Total	%
Draw	0	-	0	-	0	-
Front	0	-	0	-	0	-
Guard	0	-	0	-	0	-
Raise	0	-	0	-	0	-
Wick / Soft Peeling	0	-	0	-	0	-
Freeze	0	-	0	-	0	-
Take-out	0	-	0	-	0	-
Hit and Roll	0	-	0	-	0	-
Clearing	0	-	0	-	0	-
Double Take-out	0	-	0	-	0	-
Promotion Take-out	0	-	0	-	0	-
All Draws	0	-	0	-	0	-
All Take-outs	0	-	0	-	0	-
<b>Total</b>	<b>0</b>	<b>-</b>	<b>0</b>	<b>-</b>	<b>0</b>	<b>-</b>
Not considered					0	-

FENNER Mark

2 Right-handed

Type	↻	%	↺	%	Total	%
Draw	42	74	62	79	104	77
Front	3	100	0	-	3	100
Guard	7	86	20	89	27	88
Raise	10	63	15	70	25	67
Wick / Soft Peeling	2	100	2	100	4	100
Freeze	0	-	0	-	0	-
Take-out	15	72	17	71	32	71
Hit and Roll	4	38	7	89	11	70
Clearing	21	92	21	89	42	90
Double Take-out	9	44	10	85	19	66
Promotion Take-out	3	100	7	79	10	85
All Draws	64	76	99	80	163	78
All Take-outs	52	74	62	82	114	79
<b>Total</b>	<b>116</b>	<b>75</b>	<b>161</b>	<b>81</b>	<b>277</b>	<b>78</b>
Not considered					3	-

Team: USA - United States

Type	↻	%	↺	%	Total	%
Draw	141	76	248	78	389	77
Front	23	95	117	88	140	89
Guard	23	84	42	89	65	87
Raise	32	64	36	72	68	68
Wick / Soft Peeling	6	67	5	75	11	70
Freeze	1	100	1	0	2	50
Take-out	73	84	68	81	141	83
Hit and Roll	30	68	34	90	64	80
Clearing	47	89	46	90	93	89
Double Take-out	43	63	46	74	89	69
Promotion Take-out	17	72	24	64	41	67
All Draws	226	77	449	81	675	80
All Take-outs	210	78	218	81	428	79
<b>Total</b>	<b>436</b>	<b>77</b>	<b>667</b>	<b>81</b>	<b>1103</b>	<b>79</b>
Not considered					13	-

Note:

Position and function for each team member:

4 = Fourth, 3 = Third, 2 = Second, 1 = Lead, A = Alternate, S = Skip, V = Vice-Skip

Legend:

↻ Clockwise

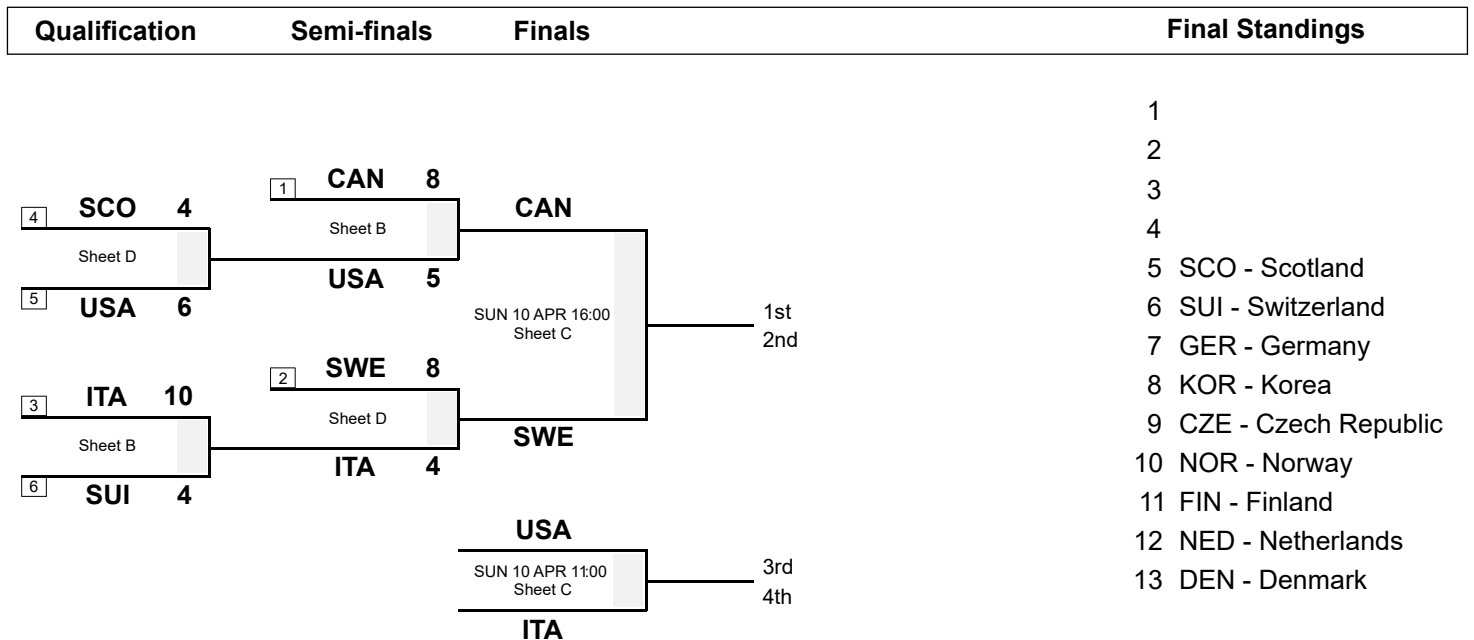
↺ Counter-clockwise



## Session Results and Standings

Sheet	Game	Team	LSFE	1	2	3	4	5	6	7	8	9	10	Extra Ends	Total
B	13	CAN - Canada	*	0	2	0	1	0	2	0	1	0	2		8
	14	USA - United States		0	0	1	0	1	0	1	0	2	0		5
D	14	ITA - Italy		0	0	0	1	0	1	1	1	0	X		4
	13	SWE - Sweden	*	0	2	1	0	4	0	0	0	1	X		8

## Play-offs Bracket



The teams ranked 1st and 2nd get a bye to the semi-finals.  
The teams ranked 3rd to 6th play in qualification games (3 v 6 and 4 v 5).  
The winners of those qualification games advance to the semi-finals.

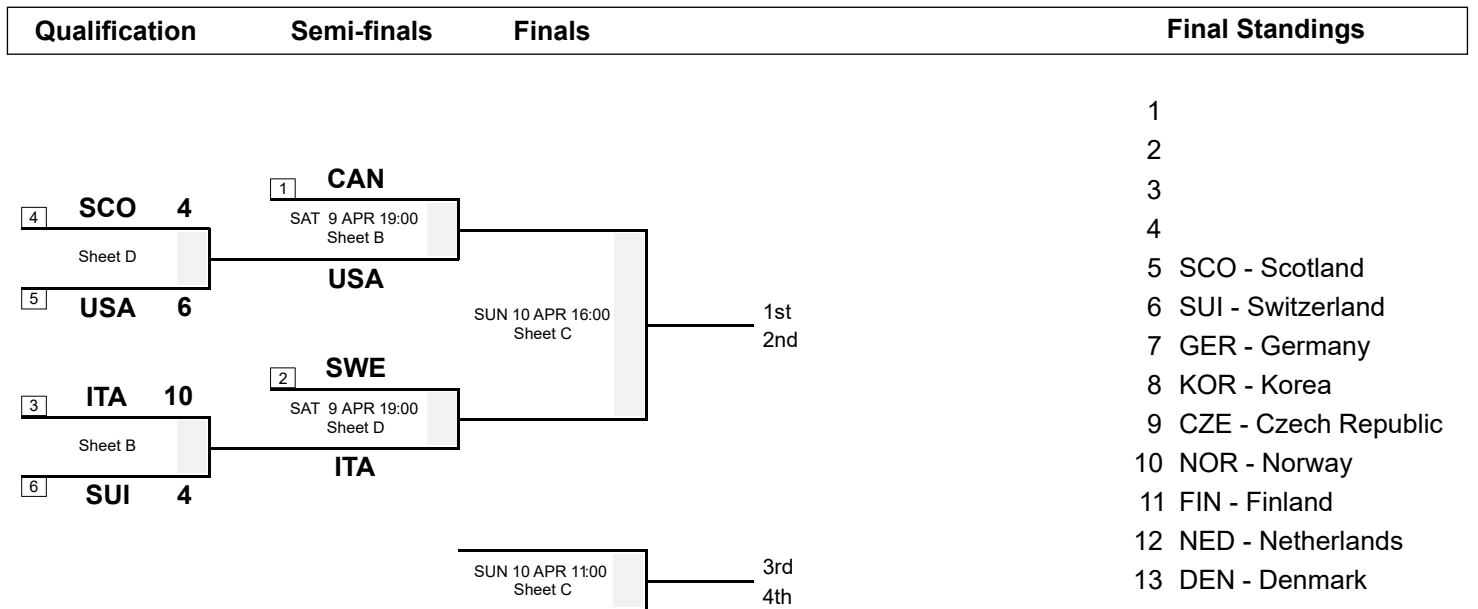
**Legend:**  
LSFE(\*) Last Stone First End      X Unplayed/unfinished end due to concession



## Session Results and Standings

Sheet	Game	Team	LSFE	1	2	3	4	5	6	7	8	9	10	Extra Ends	Total
B	13	SUI - Switzerland		0	1	0	2	0	0	1	0	X	X		4
	13	ITA - Italy	*	4	0	1	0	2	1	0	2	X	X		10
D	13	USA - United States		2	0	1	1	1	0	0	0	0	1		6
	13	SCO - Scotland	*	0	1	0	0	0	0	1	1	1	0		4

## Play-offs Bracket



The teams ranked 1st and 2nd get a bye to the semi-finals.  
The teams ranked 3rd to 6th play in qualification games (3 v 6 and 4 v 5).  
The winners of those qualification games advance to the semi-finals.

**Legend:**  
LSFE(\*) Last Stone First End      X Unplayed/unfinished end due to concession

### Competition Matrix

Team	CAN	CZE	DEN	FIN	GER	ITA	KOR	NED	NOR	SCO	SUI	SWE	USA
CAN		6 - 4	9 - 2	8 - 3	11 - 7	10 - 4	10 - 2	9 - 6	8 - 7	8 - 6	10 - 6	5 - 7	6 - 10
CZE	4 - 6		9 - 2	10 - 4	9 - 4	5 - 6	4 - 10	11 - 5	7 - 4	0 - 6	5 - 9	4 - 8	5 - 7
DEN	2 - 9	2 - 9		6 - 10	7 - 10	3 - 7	7 - 6	7 - 2	6 - 10	3 - 7	0 - 7	4 - 11	2 - 8
FIN	3 - 8	4 - 10	10 - 6		4 - 11	7 - 10	11 - 4	9 - 8	4 - 5	5 - 10	6 - 4	2 - 7	2 - 7
GER	7 - 11	4 - 9	10 - 7	11 - 4		8 - 11	4 - 9	13 - 7	10 - 6	4 - 6	10 - 3	2 - 7	8 - 3
ITA	4 - 10	6 - 5	7 - 3	10 - 7	11 - 8		5 - 10	9 - 11	9 - 6	4 - 5	W - L	10 - 8	8 - 4
KOR	2 - 10	10 - 4	6 - 7	4 - 11	9 - 4	10 - 5		7 - 8	3 - 7	9 - 6	7 - 9	7 - 5	9 - 7
NED	6 - 9	5 - 11	2 - 7	8 - 9	7 - 13	11 - 9	8 - 7		3 - 8	5 - 4	3 - 6	4 - 7	3 - 8
NOR	7 - 8	4 - 7	10 - 6	5 - 4	6 - 10	6 - 9	7 - 3	8 - 3		7 - 4	3 - 9	6 - 7	8 - 10
SCO	6 - 8	6 - 0	7 - 3	10 - 5	6 - 4	5 - 4	6 - 9	4 - 5	4 - 7		9 - 7	2 - 8	9 - 7
SUI	6 - 10	9 - 5	7 - 0	4 - 6	3 - 10	L - W	9 - 7	6 - 3	9 - 3	7 - 9		8 - 7	4 - 7
SWE	7 - 5	8 - 4	11 - 4	7 - 2	7 - 2	8 - 10	5 - 7	7 - 4	7 - 6	8 - 2	7 - 8		5 - 3
USA	10 - 6	7 - 5	8 - 2	7 - 2	3 - 8	4 - 8	7 - 9	8 - 3	10 - 8	7 - 9	7 - 4	3 - 5	

### Standings after Round Robin

Rank	Team	Games	Wins	Losses			
1	CAN - Canada	12	10	2			Q
2	SWE - Sweden	12	9	3			Q
3	ITA - Italy	12	8	4			Q
4	SCO - Scotland	12	7	5			Q w1
5	USA - United States	12	7	5			Q w0
6	SUI - Switzerland	12	6	6			Q w1 DSC 18.75cm
7	GER - Germany	12	6	6			w1 DSC 29.05cm
8	KOR - Korea	12	6	6			w1 DSC 37.70cm
9	CZE - Czech Republic	12	5	7			w1
10	NOR - Norway	12	5	7			w0
11	FIN - Finland	12	4	8			
12	NED - Netherlands	12	3	9			
13	DEN - Denmark	12	2	10			

**Legend:**  
**DSC** Draw Shot Challenge      **L** Loss      **Q** Qualified for the play-offs  
**W** Win      **wn** Number of wins (n) against tied teams

### Draw Shot Challenge

Rank Team	Stone Rotation	Last Stone Draw in each Round Robin Game												DSC
		1	2	3	4	5	6	7	8	9	10	11	12	
1 SWE - Sweden	⌚	8.2	4.5	2.9	17.6	9.1	7.7	12.3	1.3	13.0	18.3	11.4	13.3	<b>12.09cm</b>
	⌚	<del>92.0</del>	9.9	3.5	<del>165.1</del>	44.1	24.2	18.8	3.6	27.2	2.9	7.1	5.1	
2 SUI - Switzerland	⌚	7.6	38.0	8.3	3.0	28.4	27.8	<del>42.6</del>	12.6	17.7	14.0	32.1	11.2	<b>18.75cm</b>
	⌚	30.3	6.5	8.0	28.7	27.6	3.4	28.0	8.5	<del>38.9</del>	27.0	26.7	17.1	
3 SCO - Scotland	⌚	10.3	<del>127.8</del>	14.4	34.4	2.3	35.0	9.8	31.8	18.1	32.8	25.6	12.3	<b>21.15cm</b>
	⌚	7.5	24.3	12.6	8.1	44.2	2.6	6.5	<del>107.9</del>	18.5	55.0	47.7	11.6	
4 NOR - Norway	⌚	11.2	32.8	69.0	5.5	<del>122.7</del>	17.4	42.5	38.2	27.6	60.4	10.5	13.2	<b>28.61cm</b>
	⌚	21.4	10.5	24.9	<del>199.6</del>	37.4	85.8	28.9	14.4	35.4	3.1	11.4	28.0	
5 GER - Germany	⌚	20.3	54.9	20.5	15.4	15.7	11.4	16.7	12.5	21.4	12.9	15.4	35.8	<b>29.05cm</b>
	⌚	61.8	85.1	<del>99.2</del>	36.3	21.7	17.4	86.3	11.2	<del>105.6</del>	41.8	11.0	13.6	
6 CAN - Canada	⌚	53.9	31.8	<del>199.6</del>	18.8	61.1	16.9	12.7	56.0	26.3	8.6	129.8	15.6	<b>31.61cm</b>
	⌚	16.6	33.1	1.1	84.4	13.6	41.2	5.3	<del>199.6</del>	25.7	9.9	6.2	26.8	
7 USA - United States	⌚	3.2	28.6	30.7	28.6	45.0	<del>118.2</del>	29.3	12.3	24.1	12.8	8.9	30.7	<b>31.63cm</b>
	⌚	16.0	98.3	12.4	42.6	32.0	1.7	95.8	93.6	3.9	<del>116.3</del>	25.6	19.7	
8 KOR - Korea	⌚	11.5	40.7	28.0	2.8	77.2	9.8	6.4	39.2	24.0	35.5	17.8	8.6	<b>37.70cm</b>
	⌚	35.9	83.0	15.1	9.9	46.5	3.5	<del>154.3</del>	130.1	132.5	<del>141.6</del>	2.1	69.2	
9 CZE - Czech Republic	⌚	54.7	5.3	68.5	26.7	63.8	18.2	3.4	77.2	21.7	25.3	84.4	104.6	<b>38.57cm</b>
	⌚	78.8	25.2	27.7	<del>145.3</del>	<del>136.5</del>	21.9	22.1	38.4	26.1	14.4	15.7	24.4	
10 NED - Netherlands	⌚	27.3	55.1	12.9	102.6	11.9	24.4	<del>145.5</del>	4.8	54.9	28.2	19.9	33.3	<b>39.30cm</b>
	⌚	6.5	74.2	25.2	92.6	6.0	37.9	15.7	107.6	26.2	66.4	<del>153.7</del>	31.1	
11 ITA - Italy	⌚	58.0	47.6	12.0	42.6	30.3	25.7	12.0	142.8	9.0	24.1	65.4	8.0	<b>41.08cm</b>
	⌚	97.1	19.1	123.7	29.6	<del>175.2</del>	11.0	14.1	<del>199.6</del>	75.1	22.9	7.5	26.2	
12 FIN - Finland	⌚	26.3	10.8	39.3	11.3	69.8	10.5	39.1	52.4	32.7	75.6	141.9	16.5	<b>42.41cm</b>
	⌚	<del>199.6</del>	21.0	65.2	35.9	20.5	<del>199.6</del>	128.2	26.4	22.3	49.0	6.7	31.6	
13 DEN - Denmark	⌚	19.0	28.4	54.5	30.9	32.0	18.7	<del>199.6</del>	38.6	7.2	199.6	1.0	23.9	<b>58.46cm</b>
	⌚	14.4	23.9	32.7	107.2	148.5	<del>199.6</del>	35.7	130.1	79.7	58.8	170.4	31.0	

**Note:**

The Draw Shot Challenge (DSC) is the average distance of all the individual Last Stone Draws (LSD), which were delivered by a team during the round robin. The two least favourable results will be eliminated before calculating the average distance. The team with the lesser DSC receives the higher ranking. If the DSCs are equal then the team with the best non-equal counting LSD receives the higher ranking. In the case where all counting LSDs are equal, the team ranked higher in the official WCF World Rankings is ranked higher.

**Legend:**

⌚ Clockwise

⌚ Counter-clockwise

**DSC** Draw Shot Challenge

### Shot Success Percentage by Position

Fourth	Game >	1	2	3	4	5	6	7	8	9	10	11	12	Avg.
1 GUSHUE Brad	CAN	78	75	80	85	91	86	78	90	86	98	83	83	83.7
2 EDIN Niklas	SWE	83	69	81	89	93	81	96	83	64	89	93	80	82.3
3 RETORNAZ Joel	ITA	81	86	88	67	78	74	66	84	85	78	81	90	80.2
4 DROPKIN Korey	USA	65	86	68	70	85	63	82	74	94	89	88	64	77.3
5 PATERSON Ross	SCO	79	78	64	75	70	89	85	94	79	59	65	81	76.6
6 SCHWALLER Yannick	SUI	63	76	68	75	89	86	98	69	78	84	56	75	75.8
7 RAMSFJELL Magnus	NOR	66	71	86	94	62	84	89	72	74	66	76	71	75.7
8 KLIMA Lukas	CZE	64	79	79	83	69	76	59	59	91	86	79	73	75.0
9 TOTZEK Sixten	GER	75	72	82	89	63	74	68	78	75	78	94	51	74.4
10 KIM Soo-Hyuk	KOR	61	71	80	86	53	81	81	68	81	60	78	70	73.0
11 KIISKINEN Kalle	FIN	61	75	64	56	75	89	69	75	78	73	66	83	71.9
12 GOESGENS Wouter	NED	78	64	61	61	65	75	60	75	85	65	74	92	71.6
13 THUNE Tobias	DEN	48	63	91	69	74	63	60	70	72	81	73	50	69.1

Third	Game >	1	2	3	4	5	6	7	8	9	10	11	12	Avg.
1 WADDELL Kyle	SCO	81	90	71	88	88	85	92	90	79	80	76	93	84.3
2 ERIKSSON Oskar	SWE	91	81	73	94	92	86	95	85	69	86	81	81	83.6
3 NICHOLS Mark	CAN	81	81	89	81	98	71	85	75	78	94	80	92	83.0
4 MUSKATEWITZ Marc	GER	89	79	94	86	83	65	88	75	83	83	75	90	82.5
5 POLO Joe	USA	91	91	75	74	84	84	78	86	93	76	80	75	82.1
6 SESAKER Martin	NOR	84	80	83	76	93	92	84	84	82	80	67	73	81.0
7 MOSANER Amos	ITA	84	63	78	73	74	85	75	71	93	83	84	85	78.9
8 BRUNNER Michael	SUI	63	83	72	86	88	91	92	66	75	79	79	76	78.3
9 KIM Chang-Min	KOR	73	78	80	64	67	89	92	75	85	65	71	80	76.7
10 CERNOVSKY Marek	CZE	76	69	65	84	70	65	80	74	91	86	75	85	76.2
11 VAN DORP Jaap	NED	79	80	66	74	70	69	82		81	63	83	85	75.8
12 WIKSTEN Kasper	DEN	63	76	73	55	88	75	77	77	81	78	54	70	73.1
13 SALO Teemu	FIN	67	79	84	54	67	70	79	70	64	61	56	84	70.3

Second	Game >	1	2	3	4	5	6	7	8	9	10	11	12	Avg.
1 GALLANT Brett	CAN	88	73	80	92	89	83	86	89	80	98	83	92	85.3
2 WRANAA Rasmus	SWE	88	93	76	91	90	78	88	94	85	92	71	83	85.2
3 MENZIES Duncan	SCO	89	78	80	79	86	81	89	93	88	80	83	89	84.4
4 ARMAN Sebastiano	ITA	83	79	88	84	85	81	85	70	81	88	89	100	84.3
5 MEIER Romano	SUI	69	80	75	88	88	92	100	83	83	80	94	83	83.3
6 RAMSFJELL Bendik	NOR	78	81	85	85	91	88	91	78	90	78	81	71	82.7
7 SUTOR Joshua	GER	83	85	85	81	84	86	64	71	80	83	80	88	80.9
8 BOHAC Radek	CZE	76	88	84	78	88	68	81	82	84	81	81	69	80.1
9 FENNER Mark	USA	52	88	63	70	81	89	79	95	94	71	88	75	79.0
10 SEONG Se Hyeon	KOR	80	66	77	84	72	77	79	70	85	77	89	77	77.8
11 HOEKMAN Laurens	NED	65	73	89	73	78	80	83	(3)83	68		80	82	77.4
SOEE OR	DEN	(1)92	(1)86	(1)83	(1)73	(1)83	(1)81			(1)71		(1)79	67	79.9
OUNI Leo	FIN	61	72	93	76	71	84							76.4

After Round Robin

Shot Success Percentage by Position

Lead	Game >	1	2	3	4	5	6	7	8	9	10	11	12	Avg.
1 SUNDGREN Christoffer	SWE	93	88	94	92	98	96	93	85	95				92.2
2 WALKER Geoff	CAN	99	95	93	90	95	88	88	83	79	93	84	89	89.5
3 GONIN Simone	ITA	86	91	95	80	78	88	90	91	93	89	93	94	89.0
4 GREINDL Dominik	GER	83	83	92	94	85	82	93	79	92	89	100	94	88.3
5 WADDELL Craig	SCO	85	94	93	83	79	85	86	93	94	91	93	85	88.1
6 GLASBERGEN Carlo	NED	84	84		90	95	81		72	90	93	84	80	85.5
7 HOWELL Tom	USA	73	74	86	91	76	81	78	83	85	84	92	97	83.3
8 KAEUFELER Marcel	SUI	85	90	85	80	80	84	96	80	78		79		83.3
9 KIM Hak Kyun	KOR	88	79	83	79	67	89	82	78	89	100	82	84	82.8
10 KUOSMANEN Paavo	FIN	89	78	86	74	85	83	(2)65	(2)84	76	89	(2)86	(2)88	81.8
11 NEPSTAD Gaute	NOR	78	85	79	88	68	81	70	69	91	80	95	83	80.6
POULSEN Daniel	DEN							79	84		82		83	82.4
CANDRA Jiri	CZE	78	90	89	76	75							81	82.0

Alternate	Game >	1	2	3	4	5	6	7	8	9	10	11	12	Avg.
KAPP Benjamin	GER											(1)100		100.0
GLOOR Simon	SUI										(1)91		(1)93	91.9
MAGNUSSON Daniel	SWE					(2)63					(1)82	(1)83	(1)88	83.3
KLIPA Lukas	CZE					(1)79	(1)79	(1)77	(1)86	(1)80	(1)83	(1)84		81.5
KRAUSE Mikkel	DEN	(2)78	(2)74	(2)88	(2)86	(2)84	(2)79	(2)79	(2)85	(2)74	(2)83	(2)77	(3)50	80.6
POLLANEN Jermu	FIN					(1)25		(1)93	(1)81	(2)76	(2)66	(1)80	(1)89	80.4
VAN DEN HURK Tobias	NED			(1)88				(1)82	(2)70		(2)69			77.8
HARNDEN EJ	CAN									(2)38	(2)100			58.3

Team	Game >	1	2	3	4	5	6	7	8	9	10	11	12	Avg.
1 CAN - Canada		86	81	85	87	93	82	84	84	78	96	82	89	85.2
2 SWE - Sweden		88	83	81	91	92	85	93	87	78	87	82	83	85.2
3 SCO - Scotland		83	85	77	81	81	85	88	93	85	77	79	87	83.4
4 ITA - Italy		83	80	87	76	78	82	79	79	88	84	86	92	83.1
5 GER - Germany		82	80	88	88	79	77	78	76	83	83	87	81	81.6
6 SUI - Switzerland		70	82	75	82	86	88	96	74	78	83	77	82	80.6
7 USA - United States		70	85	73	76	81	79	79	84	92	80	87	78	80.5
8 NOR - Norway		76	79	83	86	78	86	84	76	84	76	80	74	80.0
9 CZE - Czech Republic		74	82	79	80	76	72	74	76	87	84	80	77	78.3
10 KOR - Korea		75	73	80	78	65	84	83	73	85	76	80	78	77.6
11 NED - Netherlands		76	75	76	74	77	76	77	75	81	73	80	85	77.3
12 DEN - Denmark		70	75	84	71	82	74	74	79	74	81	71	67	75.9
13 FIN - Finland		70	76	82	65	72	82	77	78	74	72	72	86	75.6

Note:

"(n)" denotes a position different from original line-up position: (4) - Fourth, (3) - Third, (2) - Second, (1) - Lead  
To be eligible to be ranked, a player must have played in the original position for more than half of the number of games that the team played.

Legend:

Avg. Average

## Scoring Analysis

Team	Games	LSFE	Stolen Ends	Last Stone Eff.	Force Eff.	Points Scored						Total	Plus / Minus
						0	1	2	3	4	>4		
CAN	For	3	18	58%	66%	1	23	23	9	1	0	100	+36
	Against	9	7			3	30	12	2	1	0	64	
SWE	For	10	11	49%	70%	7	25	18	3	3	1	87	+30
	Against	2	10			8	32	9	1	1	0	57	
USA	For	6	13	41%	54%	8	29	15	6	1	0	81	+12
	Against	6	8			6	27	12	6	0	0	69	
GER	For	7	13	46%	42%	5	23	16	12	0	0	91	+8
	Against	5	10			3	23	16	8	1	0	83	
ITA	For	5	15	41%	51%	6	33	14	6	1	1	88	+8
	Against	7	11			4	27	17	5	1	0	80	
SCO	For	8	17	31%	53%	5	36	16	2	0	0	74	+7
	Against	4	11			11	26	16	3	0	0	67	
SUI	For	9	10	36%	53%	7	27	14	4	2	0	75	+3
	Against	3	13			5	29	13	3	2	0	72	
CZE	For	7	8	37%	48%	10	22	13	5	1	1	73	+2
	Against	5	15			4	28	18	1	1	0	71	
KOR	For	6	14	44%	43%	7	24	22	5	0	0	83	0
	Against	6	11			4	23	17	7	0	1	83	
NOR	For	5	11	38%	55%	7	22	19	4	0	1	77	-3
	Against	7	15			6	34	12	6	1	0	80	
FIN	For	5	9	24%	32%	6	30	8	4	1	1	67	-23
	Against	7	15			4	23	21	7	1	0	90	
NED	For	6	9	25%	46%	5	28	12	3	1	0	65	-33
	Against	6	17			11	30	11	10	0	3	98	
DEN	For	1	11	22%	27%	6	26	7	3	0	0	49	-47
	Against	11	16			11	16	23	7	2	1	96	
<b>Total</b>	<b>78</b>		<b>159</b>			<b>80</b>	<b>348</b>	<b>197</b>	<b>66</b>	<b>11</b>	<b>5</b>	<b>1'010</b>	

**Note:**

Stolen ends are the ends won without the last stone advantage.

Last Stone Efficiency: Scoring two or more points with last stone advantage.

Force Efficiency: Forcing the opponent team to score only one point when they have the last stone advantage.

**Legend:**

>4 More than four points scored

Eff. Efficiency

LSFE Last Stone First End

## Summary of Big Ends

Points Scored	By	Against	Session	End	Game Result
6	CZE - Czech Republic	NED - Netherlands	14	5	11 : 5
5	FIN - Finland	KOR - Korea	9	7	11 : 4
5	ITA - Italy	NED - Netherlands	9	3	9 : 11
5	NOR - Norway	NED - Netherlands	11	3	8 : 3
5	SWE - Sweden	DEN - Denmark	6	8	11 : 4
4	SWE - Sweden	FIN - Finland	8	5	7 : 2
4	SWE - Sweden	DEN - Denmark	6	2	11 : 4
4	SWE - Sweden	SUI - Switzerland	3	5	7 : 8
4	SUI - Switzerland	NOR - Norway	10	8	9 : 3
4	SUI - Switzerland	CZE - Czech Republic	8	1	9 : 5
4	CAN - Canada	SUI - Switzerland	5	4	10 : 6
4	CZE - Czech Republic	DEN - Denmark	19	4	9 : 2
4	FIN - Finland	ITA - Italy	5	4	7 : 10
4	ITA - Italy	SWE - Sweden	4	10	10 : 8
4	NED - Netherlands	GER - Germany	2	5	7 : 13
4	USA - United States	CAN - Canada	15	5	10 : 6

**Note:**  
Big ends are defined as ends with a score of four or more points.



## Time-out Statistics

Team	Games	Number of Time-outs	Average Shot Success on Next Stone
CAN - Canada	12	3	100%
CZE - Czech Republic	12	6	91%
SWE - Sweden	12	6	87%
ITA - Italy	12	7	85%
SCO - Scotland	12	10	82%
NOR - Norway	12	6	79%
KOR - Korea	12	9	77%
NED - Netherlands	12	9	75%
GER - Germany	12	9	72%
USA - United States	12	6	70%
SUI - Switzerland	12	11	65%
DEN - Denmark	12	7	60%
FIN - Finland	12	6	58%
Total	78	95	76%



### Session Results and Standings

Sheet	Game	Team	LSFE	1	2	3	4	5	6	7	8	9	10	Extra Ends	Total
A	12	SCO - Scotland	*	2	1	1	1	0	1	0	2	0	1		9
	12	SUI - Switzerland		0	0	0	0	1	0	3	0	3	0		7
B	12	USA - United States		0	0	0	0	2	0	2	0	0	X		4
	12	ITA - Italy	*	0	0	3	1	0	1	0	2	1	X		8
C	12	NED - Netherlands	*	1	0	0	2	0	2	0	0	2	0	1	8
	12	KOR - Korea		0	0	3	0	2	0	0	1	0	1	0	7
D	12	DEN - Denmark		0	1	0	1	0	0	X	X	X	X		2
	12	CAN - Canada	*	2	0	3	0	2	2	X	X	X	X		9

### Standings after Round Robin

Rank	Team	Games	Wins	Losses			
1	CAN - Canada	12	10	2			Q
2	SWE - Sweden	12	9	3			Q
3	ITA - Italy	12	8	4			Q
4	SCO - Scotland	12	7	5			Q w1
5	USA - United States	12	7	5			Q w0
6	SUI - Switzerland	12	6	6			Q w1 DSC 18.75cm
7	GER - Germany	12	6	6			w1 DSC 29.05cm
8	KOR - Korea	12	6	6			w1 DSC 37.70cm
9	CZE - Czech Republic	12	5	7			w1
10	NOR - Norway	12	5	7			w0
11	FIN - Finland	12	4	8			
12	NED - Netherlands	12	3	9			
13	DEN - Denmark	12	2	10			

**Legend:**  
**DSC** Draw Shot Challenge      **LSFE(\*)** Last Stone First End      **Q** Qualified for the play-offs  
**wn** Number of wins (n) against tied teams      **X** Unplayed/unfinished end due to concession

### Session Results and Standings

Sheet	Game	Team	LSFE	1	2	3	4	5	6	7	8	9	10	Extra Ends	Total
A	11	KOR - Korea	*	0	2	2	0	2	0	0	1	2	X		9
	12	GER - Germany		1	0	0	1	0	1	1	0	0	X		4
B	11	NED - Netherlands		0	1	0	1	0	3	0	0	2	1	0	8
	12	FIN - Finland	*	3	0	1	0	1	0	2	1	0	0	1	9
C	12	CZE - Czech Republic	*	1	1	0	4	0	3	X	X	X	X		9
	11	DEN - Denmark		0	0	1	0	1	0	X	X	X	X		2
D	12	SWE - Sweden	*	1	0	2	0	1	0	1	0	0	2		7
	12	NOR - Norway		0	2	0	1	0	0	0	0	3	0		6

### Current Standings

Rank	Team	Games	Wins	Losses	
1	CAN - Canada	11	9	2	Q
2	SWE - Sweden	12	9	3	Q
3	ITA - Italy	11	7	4	Q
3	USA - United States	11	7	4	Q
5	KOR - Korea	11	6	5	
5	SCO - Scotland	11	6	5	
5	SUI - Switzerland	11	6	5	
8	GER - Germany	12	6	6	
9	CZE - Czech Republic	12	5	7	
9	NOR - Norway	12	5	7	
11	FIN - Finland	12	4	8	
12	DEN - Denmark	11	2	9	
12	NED - Netherlands	11	2	9	

**Note:**  
Under WCF rules, tie-breaking rules for standings are not applied until after the last game of the round robin.

**Legend:**  
**LSFE(\*)** Last Stone First End      **Q** Qualified for the play-offs      **X** Unplayed/unfinished end due to concession

### Session Results and Standings

Sheet	Game	Team	LSFE	1	2	3	4	5	6	7	8	9	10	Extra Ends	Total
A	11	NOR - Norway	*	1	0	1	0	1	0	0	0	2	1	0	6
	11	ITA - Italy		0	1	0	1	0	2	1	1	0	0	3	9
B	11	SUI - Switzerland		0	0	0	2	0	1	X	X	X	X		3
	11	GER - Germany	*	3	3	1	0	3	0	X	X	X	X		10
C	11	CAN - Canada		1	0	2	1	0	1	0	1	0	2		8
	11	SCO - Scotland	*	0	2	0	0	1	0	1	0	2	0		6
D	11	FIN - Finland		0	0	0	1	0	1	0	0	X	X		2
	11	USA - United States	*	0	2	1	0	1	0	2	1	X	X		7

### Current Standings

Rank	Team	Games	Wins	Losses	
1	CAN - Canada	11	9	2	Q
2	SWE - Sweden	11	8	3	Q
3	ITA - Italy	11	7	4	Q
3	USA - United States	11	7	4	Q
5	GER - Germany	11	6	5	
5	SCO - Scotland	11	6	5	
5	SUI - Switzerland	11	6	5	
8	KOR - Korea	10	5	5	
9	NOR - Norway	11	5	6	
10	CZE - Czech Republic	11	4	7	
11	FIN - Finland	11	3	8	
12	DEN - Denmark	10	2	8	
12	NED - Netherlands	10	2	8	

**Note:**  
Under WCF rules, tie-breaking rules for standings are not applied until after the last game of the round robin.

**Legend:**  
**LSFE(\*)** Last Stone First End      **Q** Qualified for the play-offs      **X** Unplayed/unfinished end due to concession

### Session Results and Standings

Sheet	Game	Team	LSFE	1	2	3	4	5	6	7	8	9	10	Extra Ends	Total
A	10	DEN - Denmark		1	1	2	1	0	0	0	1	1	X		7
	10	NED - Netherlands	*	0	0	0	0	2	0	0	0	0	X		2
B	10	CAN - Canada	*	3	3	0	1	3	0	X	X	X	X		10
	10	KOR - Korea		0	0	1	0	0	1	X	X	X	X		2
C	10	USA - United States		0	0	1	0	0	1	0	0	1	0		3
	11	SWE - Sweden	*	1	0	0	0	1	0	0	1	0	2		5
D	10	ITA - Italy	*	1	0	0	2	0	1	0	1	0	0	1	6
	11	CZE - Czech Republic		0	0	1	0	0	0	2	0	1	1	0	5

### Current Standings

Rank	Team	Games	Wins	Losses	
1	CAN - Canada	10	8	2	Q
2	SWE - Sweden	11	8	3	Q
3	ITA - Italy	10	6	4	
3	SCO - Scotland	10	6	4	
3	SUI - Switzerland	10	6	4	
3	USA - United States	10	6	4	
7	GER - Germany	10	5	5	
7	KOR - Korea	10	5	5	
7	NOR - Norway	10	5	5	
10	CZE - Czech Republic	11	4	7	
11	FIN - Finland	10	3	7	
12	DEN - Denmark	10	2	8	
12	NED - Netherlands	10	2	8	

**Note:**  
Under WCF rules, tie-breaking rules for standings are not applied until after the last game of the round robin.

**Legend:**  
**LSFE(\*)** Last Stone First End      **Q** Qualified for the play-offs      **X** Unplayed/unfinished end due to concession

### Session Results and Standings

Sheet	Game	Team	LSFE	1	2	3	4	5	6	7	8	9	10	Extra Ends	Total
A	10	CZE - Czech Republic	*	2	0	3	1	2	0	0	2	X	X		10
	10	FIN - Finland		0	2	0	0	0	1	1	0	X	X		4
B	10	SCO - Scotland		0	0	1	0	0	0	1	0	X	X		2
	10	SWE - Sweden	*	1	1	0	1	1	2	0	2	X	X		8
C	10	GER - Germany	*	1	0	3	0	1	1	0	1	1	2		10
	10	NOR - Norway		0	2	0	2	0	0	2	0	0	0		6
D	9	KOR - Korea		1	0	1	0	2	0	1	0	2	0		7
	10	SUI - Switzerland	*	0	2	0	2	0	2	0	2	0	1		9

### Current Standings

Rank	Team	Games	Wins	Losses
1	CAN - Canada	9	7	2
2	SWE - Sweden	10	7	3
3	USA - United States	9	6	3
4	SCO - Scotland	10	6	4
4	SUI - Switzerland	10	6	4
6	ITA - Italy	9	5	4
6	KOR - Korea	9	5	4
8	GER - Germany	10	5	5
8	NOR - Norway	10	5	5
10	CZE - Czech Republic	10	4	6
11	FIN - Finland	10	3	7
12	NED - Netherlands	9	2	7
13	DEN - Denmark	9	1	8

**Note:**  
Under WCF rules, tie-breaking rules for standings are not applied until after the last game of the round robin.

**Legend:**  
LSFE(\*) Last Stone First End      X      Unplayed/unfinished end due to concession

THU 7 APR 2022  
Start Time 9:00

Round Robin Session 15

### Session Results and Standings

Sheet	Game	Team	LSFE	1	2	3	4	5	6	7	8	9	10	Extra Ends	Total
A	9	USA - United States	*	2	0	1	0	4	0	2	0	1	X		10
	9	CAN - Canada		0	1	0	1	0	2	0	2	0	X		6
B	9	NOR - Norway	*	2	0	0	2	0	2	2	2	0	X		10
	9	DEN - Denmark		0	2	1	0	2	0	0	0	1	X		6
C	9	ITA - Italy		0	1	0	1	0	1	0	1	1			W
	9	SUI - Switzerland	*	1	0	1	0	0	0	1	0	0	/		L
D	9	NED - Netherlands		0	0	1	0	0	2	0	0	0	2		5
	9	SCO - Scotland	*	1	1	0	1	0	0	0	1	0	0		4

### Current Standings

Rank	Team	Games	Wins	Losses
1	CAN - Canada	9	7	2
2	SCO - Scotland	9	6	3
2	SWE - Sweden	9	6	3
2	USA - United States	9	6	3
5	KOR - Korea	8	5	3
6	ITA - Italy	9	5	4
6	NOR - Norway	9	5	4
6	SUI - Switzerland	9	5	4
9	GER - Germany	9	4	5
10	CZE - Czech Republic	9	3	6
10	FIN - Finland	9	3	6
12	NED - Netherlands	9	2	7
13	DEN - Denmark	9	1	8

**Note:**  
Under WCF rules, tie-breaking rules for standings are not applied until after the last game of the round robin.

**Legend:**  
/ Team ran out of time      L Loss      LSFE(\*) Last Stone First End  
W Win      X Unplayed/unfinished end due to concession

### Session Results and Standings

Sheet	Game	Team	LSFE	1	2	3	4	5	6	7	8	9	10	Extra Ends	Total
A	9	SWE - Sweden	*	1	1	0	0	2	0	0	1	0	0		5
	8	KOR - Korea		0	0	2	1	0	0	1	0	2	1		7
B	9	CZE - Czech Republic	*	3	0	0	0	6	0	0	2	X	X		11
	8	NED - Netherlands		0	1	0	1	0	2	1	0	X	X		5
C	9	FIN - Finland	*	0	1	0	0	1	0	1	0	0	X		3
	8	CAN - Canada		1	0	2	0	0	2	0	1	2	X		8
D	8	DEN - Denmark		0	1	0	0	3	0	0	2	0	1	0	7
	9	GER - Germany	*	2	0	2	1	0	0	2	0	0	0	3	10

### Current Standings

Rank	Team	Games	Wins	Losses
1	CAN - Canada	8	7	1
2	SCO - Scotland	8	6	2
3	SWE - Sweden	9	6	3
4	KOR - Korea	8	5	3
4	SUI - Switzerland	8	5	3
4	USA - United States	8	5	3
7	ITA - Italy	8	4	4
7	NOR - Norway	8	4	4
9	GER - Germany	9	4	5
10	CZE - Czech Republic	9	3	6
10	FIN - Finland	9	3	6
12	DEN - Denmark	8	1	7
12	NED - Netherlands	8	1	7

**Note:**  
Under WCF rules, tie-breaking rules for standings are not applied until after the last game of the round robin.

**Legend:**  
LSFE(\*) Last Stone First End      X      Unplayed/unfinished end due to concession

### Session Results and Standings

Sheet	Game	Team	LSFE	1	2	3	4	5	6	7	8	9	10	Extra Ends	Total
A	8	GER - Germany	*	2	0	2	0	1	0	2	0	1	0		8
	8	ITA - Italy		0	2	0	2	0	3	0	3	0	1		11
B	8	SUI - Switzerland	*	0	2	0	1	0	0	1	0	0	0		4
	8	USA - United States		1	0	1	0	0	2	0	1	1	1		7
C	8	SCO - Scotland		0	1	0	1	0	0	1	1	2	X		6
	8	CZE - Czech Republic	*	0	0	0	0	0	0	0	0	0	X		0
D	8	NOR - Norway	*	0	1	0	2	0	0	1	0	0	1		5
	8	FIN - Finland		1	0	1	0	0	0	0	1	1	0		4

### Current Standings

Rank	Team	Games	Wins	Losses
1	CAN - Canada	7	6	1
2	SCO - Scotland	8	6	2
2	SWE - Sweden	8	6	2
4	SUI - Switzerland	8	5	3
4	USA - United States	8	5	3
6	KOR - Korea	7	4	3
7	ITA - Italy	8	4	4
7	NOR - Norway	8	4	4
9	FIN - Finland	8	3	5
9	GER - Germany	8	3	5
11	CZE - Czech Republic	8	2	6
12	DEN - Denmark	7	1	6
12	NED - Netherlands	7	1	6

**Note:**  
Under WCF rules, tie-breaking rules for standings are not applied until after the last game of the round robin.

**Legend:**  
LSFE(\*) Last Stone First End      X      Unplayed/unfinished end due to concession



### Session Results and Standings

Sheet	Game	Team	LSFE	1	2	3	4	5	6	7	8	9	10	Extra Ends	Total
A	7	SUI - Switzerland	*	0	2	1	1	2	1	X	X	X	X		7
	7	DEN - Denmark		0	0	0	0	0	0	X	X	X	X		0
B	7	KOR - Korea		0	0	3	1	2	0	2	0	2	X		10
	7	ITA - Italy	*	0	1	0	0	0	3	0	1	0	X		5
C	7	USA - United States	*	0	1	0	2	0	0	3	1	1	X		8
	7	NED - Netherlands		0	0	1	0	2	0	0	0	0	X		3
D	7	CAN - Canada		0	1	0	1	0	0	2	0	1	0		5
	8	SWE - Sweden	*	0	0	1	0	1	1	0	2	0	2		7

### Current Standings

Rank	Team	Games	Wins	Losses
1	CAN - Canada	7	6	1
2	SWE - Sweden	8	6	2
3	SCO - Scotland	7	5	2
3	SUI - Switzerland	7	5	2
5	KOR - Korea	7	4	3
5	USA - United States	7	4	3
7	FIN - Finland	7	3	4
7	GER - Germany	7	3	4
7	ITA - Italy	7	3	4
7	NOR - Norway	7	3	4
11	CZE - Czech Republic	7	2	5
12	DEN - Denmark	7	1	6
12	NED - Netherlands	7	1	6

**Note:**  
Under WCF rules, tie-breaking rules for standings are not applied until after the last game of the round robin.

**Legend:**  
LSFE(\*) Last Stone First End                      X    Unplayed/unfinished end due to concession

## Session Results and Standings

Sheet	Game	Team	LSFE	1	2	3	4	5	6	7	8	9	10	Extra Ends	Total
A	6	NED - Netherlands	*	0	0	0	1	0	1	1	0	X	X		3
	7	NOR - Norway		0	1	5	0	2	0	0	0	X	X		8
B	7	FIN - Finland		0	2	0	0	1	1	0	1	0	X		5
	7	SCO - Scotland	*	2	0	1	3	0	0	2	0	2	X		10
C	7	SWE - Sweden	*	2	1	1	0	2	0	1	X	X	X		7
	7	GER - Germany		0	0	0	2	0	0	0	X	X	X		2
D	7	CZE - Czech Republic		0	2	0	0	0	2	0	0	X	X		4
	6	KOR - Korea	*	2	0	0	1	3	0	2	2	X	X		10

## Current Standings

Rank	Team	Games	Wins	Losses
1	CAN - Canada	6	6	0
2	SCO - Scotland	7	5	2
2	SWE - Sweden	7	5	2
4	SUI - Switzerland	6	4	2
5	ITA - Italy	6	3	3
5	KOR - Korea	6	3	3
5	USA - United States	6	3	3
8	FIN - Finland	7	3	4
8	GER - Germany	7	3	4
8	NOR - Norway	7	3	4
11	CZE - Czech Republic	7	2	5
12	DEN - Denmark	6	1	5
12	NED - Netherlands	6	1	5

**Note:**  
Under WCF rules, tie-breaking rules for standings are not applied until after the last game of the round robin.

**Legend:**  
LSFE(\*) Last Stone First End      X      Unplayed/unfinished end due to concession

### Session Results and Standings

Sheet	Game	Team	LSFE	1	2	3	4	5	6	7	8	9	10	Extra Ends	Total
A	6	SCO - Scotland	*	1	1	0	2	0	2	0	2	0	1		9
	6	USA - United States		0	0	2	0	3	0	1	0	1	0		7
B	6	GER - Germany	*	0	3	2	0	1	0	0	1	0	X		7
	6	CAN - Canada		1	0	0	3	0	3	1	0	3	X		11
C	6	ITA - Italy	*	0	0	1	0	2	0	0	2	2	X		7
	6	DEN - Denmark		1	0	0	1	0	1	0	0	0	X		3
D	6	NOR - Norway		0	0	1	0	1	0	1	0	X	X		3
	6	SUI - Switzerland	*	1	0	0	1	0	3	0	4	X	X		9

### Current Standings

Rank	Team	Games	Wins	Losses
1	CAN - Canada	6	6	0
2	SCO - Scotland	6	4	2
2	SUI - Switzerland	6	4	2
2	SWE - Sweden	6	4	2
5	FIN - Finland	6	3	3
5	GER - Germany	6	3	3
5	ITA - Italy	6	3	3
5	USA - United States	6	3	3
9	KOR - Korea	5	2	3
10	CZE - Czech Republic	6	2	4
10	NOR - Norway	6	2	4
12	NED - Netherlands	5	1	4
13	DEN - Denmark	6	1	5

**Note:**  
Under WCF rules, tie-breaking rules for standings are not applied until after the last game of the round robin.

**Legend:**  
LSFE(\*) Last Stone First End      X      Unplayed/unfinished end due to concession

## Session Results and Standings

Sheet	Game	Team	LSFE	1	2	3	4	5	6	7	8	9	10	Extra Ends	Total
B	6	SWE - Sweden	*	0	2	0	2	0	0	2	0	2	X		8
	6	CZE - Czech Republic		1	0	1	0	1	0	0	1	0	X		4
C	5	KOR - Korea	*	0	2	0	1	0	1	0	0	X	X		4
	6	FIN - Finland		1	0	2	0	1	0	5	2	X	X		11
D	5	ITA - Italy		1	0	5	0	0	1	0	2	0	0		9
	5	NED - Netherlands	*	0	1	0	1	3	0	1	0	3	2		11

## Current Standings

Rank	Team	Games	Wins	Losses
1	CAN - Canada	5	5	0
2	SWE - Sweden	6	4	2
3	GER - Germany	5	3	2
3	SCO - Scotland	5	3	2
3	SUI - Switzerland	5	3	2
3	USA - United States	5	3	2
7	FIN - Finland	6	3	3
8	ITA - Italy	5	2	3
8	KOR - Korea	5	2	3
8	NOR - Norway	5	2	3
11	CZE - Czech Republic	6	2	4
12	DEN - Denmark	5	1	4
12	NED - Netherlands	5	1	4

**Note:**  
Under WCF rules, tie-breaking rules for standings are not applied until after the last game of the round robin.

**Legend:**  
LSFE(\*) Last Stone First End      X      Unplayed/unfinished end due to concession

### Session Results and Standings

Sheet	Game	Team	LSFE	1	2	3	4	5	6	7	8	9	10	Extra Ends	Total
A	5	FIN - Finland		0	0	0	1	0	1	X	X	X	X		2
	5	SWE - Sweden	*	0	3	0	0	4	0	X	X	X	X		7
B	5	NOR - Norway		0	0	2	0	0	0	3	0	3	X		8
	5	USA - United States	*	0	2	0	1	1	3	0	3	0	X		10
C	5	SUI - Switzerland	*	4	1	0	0	2	0	2	0	X	X		9
	5	CZE - Czech Republic		0	0	1	0	0	2	0	2	X	X		5
D	5	SCO - Scotland		0	0	1	0	0	0	1	1	0	3		6
	5	GER - Germany	*	1	1	0	0	1	0	0	0	1	0		4

### Current Standings

Rank	Team	Games	Wins	Losses
1	CAN - Canada	5	5	0
2	GER - Germany	5	3	2
2	SCO - Scotland	5	3	2
2	SUI - Switzerland	5	3	2
2	SWE - Sweden	5	3	2
2	USA - United States	5	3	2
7	ITA - Italy	4	2	2
7	KOR - Korea	4	2	2
9	CZE - Czech Republic	5	2	3
9	FIN - Finland	5	2	3
9	NOR - Norway	5	2	3
12	DEN - Denmark	5	1	4
13	NED - Netherlands	4	0	4

**Note:**  
Under WCF rules, tie-breaking rules for standings are not applied until after the last game of the round robin.

**Legend:**  
LSFE(\*) Last Stone First End      X      Unplayed/unfinished end due to concession

## Session Results and Standings

Sheet	Game	Team	LSFE	1	2	3	4	5	6	7	8	9	10	Extra Ends	Total
A	5	DEN - Denmark		0	0	1	0	0	2	0	0	0	0		3
	4	SCO - Scotland	*	0	1	0	2	0	0	1	0	1	2		7
B	4	NED - Netherlands		0	0	0	0	1	0	1	0	1	0		3
	4	SUI - Switzerland	*	0	0	1	0	0	2	0	2	0	1		6
C	5	CAN - Canada		0	2	0	3	0	2	1	2	X	X		10
	4	ITA - Italy	*	1	0	1	0	2	0	0	0	X	X		4
D	4	USA - United States		0	0	3	0	0	2	0	0	2	X		7
	4	KOR - Korea	*	0	3	0	3	1	0	1	1	0	X		9

## Current Standings

Rank	Team	Games	Wins	Losses
1	CAN - Canada	5	5	0
2	GER - Germany	4	3	1
3	CZE - Czech Republic	4	2	2
3	FIN - Finland	4	2	2
3	ITA - Italy	4	2	2
3	KOR - Korea	4	2	2
3	NOR - Norway	4	2	2
3	SCO - Scotland	4	2	2
3	SUI - Switzerland	4	2	2
3	SWE - Sweden	4	2	2
3	USA - United States	4	2	2
12	DEN - Denmark	5	1	4
13	NED - Netherlands	4	0	4

**Note:**  
Under WCF rules, tie-breaking rules for standings are not applied until after the last game of the round robin.

**Legend:**  
LSFE(\*) Last Stone First End      X      Unplayed/unfinished end due to concession

## Session Results and Standings

Sheet	Game	Team	LSFE	1	2	3	4	5	6	7	8	9	10	Extra Ends	Total
A	4	CZE - Czech Republic	*	0	2	0	1	0	0	1	0	3	X		7
	4	NOR - Norway		0	0	1	0	0	2	0	1	0	X		4
B	4	DEN - Denmark	*	1	0	0	2	0	1	0	0	X	X		4
	4	SWE - Sweden		0	4	0	0	2	0	0	5	X	X		11
C	4	GER - Germany		0	2	0	2	0	2	0	2	3	X		11
	4	FIN - Finland	*	1	0	1	0	1	0	1	0	0	X		4

## Current Standings

Rank	Team	Games	Wins	Losses
1	CAN - Canada	4	4	0
2	GER - Germany	4	3	1
3	ITA - Italy	3	2	1
3	USA - United States	3	2	1
5	CZE - Czech Republic	4	2	2
5	FIN - Finland	4	2	2
5	NOR - Norway	4	2	2
5	SWE - Sweden	4	2	2
9	KOR - Korea	3	1	2
9	SCO - Scotland	3	1	2
9	SUI - Switzerland	3	1	2
12	DEN - Denmark	4	1	3
13	NED - Netherlands	3	0	3

**Note:**  
Under WCF rules, tie-breaking rules for standings are not applied until after the last game of the round robin.

**Legend:**  
LSFE(\*) Last Stone First End      X      Unplayed/unfinished end due to concession

### Session Results and Standings

Sheet	Game	Team	LSFE	1	2	3	4	5	6	7	8	9	10	Extra Ends	Total
A	3	GER - Germany		0	0	3	0	1	2	0	0	2	X		8
	3	USA - United States	*	0	1	0	1	0	0	1	0	0	X		3
B	3	ITA - Italy		0	2	1	0	3	1	1	0	2	X		10
	3	FIN - Finland	*	2	0	0	4	0	0	0	1	0	X		7
C	3	NOR - Norway		0	0	1	2	0	1	1	0	2	X		7
	3	SCO - Scotland	*	0	2	0	0	1	0	0	1	0	X		4
D	3	SUI - Switzerland	*	3	1	0	0	1	0	1	0	0	X		6
	4	CAN - Canada		0	0	0	4	0	2	0	2	2	X		10

### Current Standings

Rank	Team	Games	Wins	Losses
1	CAN - Canada	4	4	0
2	FIN - Finland	3	2	1
2	GER - Germany	3	2	1
2	ITA - Italy	3	2	1
2	NOR - Norway	3	2	1
2	USA - United States	3	2	1
7	CZE - Czech Republic	3	1	2
7	DEN - Denmark	3	1	2
7	KOR - Korea	3	1	2
7	SCO - Scotland	3	1	2
7	SUI - Switzerland	3	1	2
7	SWE - Sweden	3	1	2
13	NED - Netherlands	3	0	3

**Note:**  
Under WCF rules, tie-breaking rules for standings are not applied until after the last game of the round robin.

**Legend:**  
LSFE(\*) Last Stone First End      X      Unplayed/unfinished end due to concession



### Session Results and Standings

Sheet	Game	Team	LSFE	1	2	3	4	5	6	7	8	9	10	Extra Ends	Total
A	3	KOR - Korea	*	0	2	0	1	0	0	0	1	0	2	0	6
	3	DEN - Denmark		1	0	1	0	0	1	0	0	3	0	1	7
B	2	USA - United States		1	0	0	1	0	2	0	2	0	1		7
	3	CZE - Czech Republic	*	0	1	1	0	1	0	1	0	1	0		5
C	3	NED - Netherlands	*	1	1	0	1	2	0	0	0	1	0		6
	3	CAN - Canada		0	0	2	0	0	2	1	3	0	1		9
D	3	SWE - Sweden	*	0	0	3	0	1	0	2	0	2	0		8
	2	ITA - Italy		1	1	0	2	0	1	0	1	0	4		10

### Current Standings

Rank	Team	Games	Wins	Losses
1	CAN - Canada	3	3	0
2	FIN - Finland	2	2	0
2	USA - United States	2	2	0
4	GER - Germany	2	1	1
4	ITA - Italy	2	1	1
4	NOR - Norway	2	1	1
4	SCO - Scotland	2	1	1
4	SUI - Switzerland	2	1	1
9	CZE - Czech Republic	3	1	2
9	DEN - Denmark	3	1	2
9	KOR - Korea	3	1	2
9	SWE - Sweden	3	1	2
13	NED - Netherlands	3	0	3

**Note:**  
Under WCF rules, tie-breaking rules for standings are not applied until after the last game of the round robin.

**Legend:**  
LSFE(\*) Last Stone First End

### Session Results and Standings

Sheet	Game	Team	LSFE	1	2	3	4	5	6	7	8	9	10	Extra Ends	Total
A	2	SUI - Switzerland		0	1	1	0	0	1	0	2	1	2		8
	2	SWE - Sweden	*	2	0	0	0	4	0	1	0	0	0		7
B	2	SCO - Scotland		0	2	0	0	1	1	0	2	0	0		6
	2	KOR - Korea	*	2	0	0	2	0	0	1	0	2	2		9
C	2	CZE - Czech Republic	*	1	0	0	2	3	0	2	0	1	X		9
	2	GER - Germany		0	1	0	0	0	1	0	2	0	X		4
D	2	FIN - Finland	*	0	1	0	0	0	3	3	0	3	X		10
	2	DEN - Denmark		0	0	3	0	1	0	0	2	0	X		6

### Current Standings

Rank	Team	Games	Wins	Losses
1	CAN - Canada	2	2	0
1	FIN - Finland	2	2	0
3	USA - United States	1	1	0
4	CZE - Czech Republic	2	1	1
4	GER - Germany	2	1	1
4	KOR - Korea	2	1	1
4	NOR - Norway	2	1	1
4	SCO - Scotland	2	1	1
4	SUI - Switzerland	2	1	1
4	SWE - Sweden	2	1	1
11	ITA - Italy	1	0	1
12	DEN - Denmark	2	0	2
12	NED - Netherlands	2	0	2

**Note:**  
Under WCF rules, tie-breaking rules for standings are not applied until after the last game of the round robin.

**Legend:**  
LSFE(\*) Last Stone First End      X      Unplayed/unfinished end due to concession

## Session Results and Standings

Sheet	Game	Team	LSFE	1	2	3	4	5	6	7	8	9	10	Extra Ends	Total
A	1	ITA - Italy		0	0	0	0	2	0	1	1	0	0		4
	1	SCO - Scotland	*	1	1	0	1	0	1	0	0	0	1		5
B	2	CAN - Canada		0	2	0	1	1	0	2	0	0	2		8
	2	NOR - Norway	*	1	0	2	0	0	1	0	2	1	0		7
C	1	FIN - Finland		0	0	2	0	0	2	0	1	0	1		6
	1	SUI - Switzerland	*	0	1	0	1	1	0	0	0	1	0		4
D	1	GER - Germany	*	3	0	1	3	0	3	0	3	X	X		13
	2	NED - Netherlands		0	1	0	0	4	0	2	0	X	X		7

## Current Standings

Rank	Team	Games	Wins	Losses
1	CAN - Canada	2	2	0
2	FIN - Finland	1	1	0
2	GER - Germany	1	1	0
2	SCO - Scotland	1	1	0
2	SWE - Sweden	1	1	0
2	USA - United States	1	1	0
7	NOR - Norway	2	1	1
8	CZE - Czech Republic	1	0	1
8	DEN - Denmark	1	0	1
8	ITA - Italy	1	0	1
8	KOR - Korea	1	0	1
8	SUI - Switzerland	1	0	1
13	NED - Netherlands	2	0	2

**Note:**  
Under WCF rules, tie-breaking rules for standings are not applied until after the last game of the round robin.

**Legend:**  
LSFE(\*) Last Stone First End      X      Unplayed/unfinished end due to concession

### Session Results and Standings

Sheet	Game	Team	LSFE	1	2	3	4	5	6	7	8	9	10	Extra Ends	Total
A	1	CAN - Canada	*	1	1	0	2	0	1	0	0	1	X		6
	1	CZE - Czech Republic		0	0	1	0	0	0	2	1	0	X		4
B	1	SWE - Sweden		0	0	1	1	1	0	3	0	0	1		7
	1	NED - Netherlands	*	1	1	0	0	0	1	0	0	1	0		4
C	1	DEN - Denmark		0	1	0	0	1	0	0	0	X	X		2
	1	USA - United States	*	0	0	1	1	0	1	2	3	X	X		8
D	1	KOR - Korea		0	1	0	1	0	1	0	0	0	X		3
	1	NOR - Norway	*	0	0	0	0	1	0	2	1	3	X		7

### Current Standings

Rank	Team	Games	Wins	Losses
1	CAN - Canada	1	1	0
1	NOR - Norway	1	1	0
1	SWE - Sweden	1	1	0
1	USA - United States	1	1	0
5	CZE - Czech Republic	1	0	1
5	DEN - Denmark	1	0	1
5	KOR - Korea	1	0	1
5	NED - Netherlands	1	0	1
	FIN - Finland	0		
	GER - Germany	0		
	ITA - Italy	0		
	SCO - Scotland	0		
	SUI - Switzerland	0		

**Note:**  
Under WCF rules, tie-breaking rules for standings are not applied until after the last game of the round robin.

**Legend:**  
LSFE(\*) Last Stone First End      X      Unplayed/unfinished end due to concession

## Entry List by Country

As of THU 31 MAR 2022

CAN - Canada		
4 S	GUSHUE Brad	R
3 V	NICHOLS Mark	R
2	GALLANT Brett	R
1	WALKER Geoff	R
A	HARNDEN EJ	R
C	OWCHAR Jules	
NC	STOUGHTON Jeff	
O	-	

CZE - Czech Republic		
4 S	KLIMA Lukas	R
3 V	CERNOVSKY Marek	R
2	BOHAC Radek	R
1	CANDRA Jiri	R
A	KLIPA Lukas	R
C	SAVILL Craig (CAN)	
NC	ASKEW Brad (CAN)	
O	-	

DEN - Denmark		
4 S	THUNE Tobias	R
3 V	WIKSTEN Kasper	R
2	SOEE Oliver Rosenkrands	R
1	POULSEN Daniel	R
A	KRAUSE Mikkel	R
C	QVIST Mikael (SWE)	
O	-	
O	-	

FIN - Finland		
4 S	KIISKINEN Kalle	R
3 V	SALO Teemu	L
2	OUNI Leo	R
1	KUOSMANEN Paavo	R
A	POLLANEN Jermu	R
C	MIKKONEN Jouni	
O	-	
O	-	

GER - Germany		
4 S	TOTZEK Sixten	R
3 V	MUSKATEWITZ Marc	R
2	SUTOR Joshua	R
1	GREINDL Dominik	R
A	KAPP Benjamin	R
C	KAPP Uli	
2C	SIMON Matthias	
O	TROEGER Markus	

ITA - Italy		
4 S	RETORNAZ Joel	R
3	MOSANER Amos	R
2	ARMAN Sebastiano	R
1 V	GONIN Simone	R
A	GIOVANELLA Mattia	R
C	PESCIA Claudio (SUI)	
O	-	
O	-	

KOR - Korea		
4 S	KIM Soo-Hyuk	R
3 V	KIM Chang-Min	R
2	SEONG Se Hyeon	R
1	KIM Hak Kyun	R
A	JEON Jae Ik	R
C	YOON So Min	
O	LIM Gyeong Sik	
O	KIM Il-Ho	

NED - Netherlands		
4 S	GOESGENS Wouter	R
3 V	VAN DORP Jaap	R
2	HOEKMAN Laurens	R
1	GLASBERGEN Carlo	R
A	VAN DEN HURK Tobias	R
C	LEIBBRANDT Shari	
O	MAGAN Alexander	
O	GRANDY Clancy (CAN)	

NOR - Norway		
4 S	RAMSFJELL Magnus	R
3	SESAKER Martin	R
2	RAMSFJELL Bendik	R
1 V	NEPSTAD Gaute	R
A	BRAENDEN Mathias	R
C	TRULSEN Paal	
O	-	
O	-	

SCO - Scotland		
4 V	PATERSON Ross	R
3 S	WADDELL Kyle	R
2	MENZIES Duncan	R
1	WADDELL Craig	R
A	KYLE Euan	L
C	BREWSTER Tom	
NC	MURDOCH David	
O	BERRY Keith	

## Entry List by Country

As of THU 31 MAR 2022

<b>SUI - Switzerland</b>		
4 S	SCHWALLER Yannick	R
3 V	BRUNNER Michael	R
2	MEIER Romano	R
1	KAEUFELER Marcel	R
A	GLOOR Simon	R
C	WERTHEMANN Bernhard	
NC	LIPS Thomas	
O	ALBERTINI Curdin	

<b>USA - United States</b>		
4 S	DROPKIN Korey	R
3 V	POLO Joe	R
2	FENNER Mark	R
1	HOWELL Tom	R
A	FENSON Alex	R
C	SOLIN Tim	
NC	DROBNICK Phill	
O	GULENCHYN Mike	

<b>SWE - Sweden</b>		
4 S	EDIN Niklas	R
3 V	ERIKSSON Oskar	L
2	WRANAA Rasmus	R
1	SUNDGREN Christoffer	R
A	MAGNUSSON Daniel	R
C	LINDBERG Fredrik	
O	FERRE Marie-Dominique	
O	-	

**Note:**

Position and function for each team member:

**4** = Fourth, **3** = Third, **2** = Second, **1** = Lead, **A** = Alternate, **S** = Skip, **V** = Vice-Skip

**C** = Coach, **2C** = 2nd Team Coach, **NC** = National Coach, **T** = Translator, **O** = Team Official

**Legend:**

**L** Left-handed

**R** Right-handed

## Competition Officials

As of FRI 1 APR 2022

Function	Name	Organisation
<b>WCF President:</b>	CAITHNESS Kate	SCO - Scotland
<b>WCF Head of Competitions:</b>	ROETHLISBERGER Eeva	SUI - Switzerland
<b>WCF Technical Delegate:</b>	ARNOLD Scott	CAN - Canada
<b>Chief Umpire:</b>	WALDROFF Brett	CAN - Canada
<b>Deputy Chief Umpire:</b>	CZARNETZKI Susie	USA - United States
<b>Game Umpires:</b>	CZARNETZKI Randy	USA - United States
	LaROY Brad	CAN - Canada
	ROBERTS Joe	USA - United States
	TONIS Angela	USA - United States
	WHITE Marg	CAN - Canada
<b>Chief Ice Technician:</b>	OLESEN Shawn	USA - United States
<b>Deputy Chief Ice Technician:</b>	MARTIN Alister	SCO - Scotland
<b>Chief Timer:</b>	BEEBE Paul	USA - United States
<b>Deputy Chief Timer:</b>	FETZER Fred	USA - United States

## Competition Schedule

As of FRI 1 APR 2022

Date	Start Time	Session	Sheet A	Sheet B	Sheet C	Sheet D	
SAT 2 APR	14:00	1	CAN - CZE	SWE - NED	DEN - USA	KOR - NOR	
	19:00	2	ITA - SCO	CAN - NOR	FIN - SUI	GER - NED	
SUN 3 APR	9:00	3	SUI - SWE	SCO - KOR	CZE - GER	FIN - DEN	
	14:00	4	KOR - DEN	USA - CZE	NED - CAN	SWE - ITA	
	19:00	5	GER - USA	ITA - FIN	NOR - SCO	SUI - CAN	
MON 4 APR	9:00	6	CZE - NOR	DEN - SWE	GER - FIN		
	14:00	7	DEN - SCO	NED - SUI	CAN - ITA	USA - KOR	
	19:00	8	FIN - SWE	NOR - USA	SUI - CZE	SCO - GER	
TUE 5 APR	9:00	9		SWE - CZE	KOR - FIN	ITA - NED	
	14:00	10	SCO - USA	GER - CAN	ITA - DEN	NOR - SUI	
	19:00	11	NED - NOR	FIN - SCO	SWE - GER	CZE - KOR	
WED 6 APR	9:00	12	SUI - DEN	KOR - ITA	USA - NED	CAN - SWE	
	14:00	13	GER - ITA	SUI - USA	SCO - CZE	NOR - FIN	
	19:00	14	SWE - KOR	CZE - NED	FIN - CAN	DEN - GER	
THU 7 APR	9:00	15	USA - CAN	NOR - DEN	ITA - SUI	NED - SCO	
	14:00	16	CZE - FIN	SCO - SWE	GER - NOR	KOR - SUI	
	19:00	17	DEN - NED	CAN - KOR	USA - SWE	ITA - CZE	
FRI 8 APR	9:00	18	NOR - ITA	SUI - GER	CAN - SCO	FIN - USA	
	14:00	19	KOR - GER	NED - FIN	CZE - DEN	SWE - NOR	
	19:00	20	SCO - SUI	USA - ITA	NED - KOR	DEN - CAN	
SAT 9 APR	14:00	Qualification Games					
	19:00	Semi-finals					
SUN 10 APR	11:00	Bronze Medal Game					
	16:00	Gold Medal Game					

**Note:**

First named team in each game plays red-handled stones and wears dark coloured upper playing garments.  
Please check online for more details and the latest updates.